SAR EVALUATION REPORT

FCC 47 CFR § 2.1093
IEEE Std 1528-2013

For
SMARTPHONE

FCC ID: BCG-E8141A
Model Name: A2651

Report Number: 14040866-S1V3
Issue Date: 8/12/2022

Prepared for
APPLE INC.
1 APPLE PARK WAY
CUPERTINO, CA 95014-2084

Prepared by
UL VERIFICATION SERVICES INC.
47173 BENICIA STREET
FREMONT, CA 94538, U.S.A.
TEL: (510) 771-1000
FAX: (510) 661-0888

ACCREDITED
CERT #0751.05

Revision History

Rev.	Date	Revisions	Revised By
V1	7/25/2022	Initial Issue	--
V2	7/28/2022	Updated Section 6.2, 9.3, 9.8, and 10.13	Devin Chang
V3	8/12/2022	Section 10 : Added statement for Phablet.	Art Thammanavarat

This report shall not be reproduced without the written approval of UL Verification Services Inc.

Table of Contents

1. Attestation of Test Results 6

2. Test Specification, Methods and Procedures 7

3. Facilities and Accreditation 8

4. SAR Measurement System & Test Equipment 9

4.1. SAR Measurement System 9

4.2. SAR Scan Procedures 10

4.3. Test Equipment 12

5. Measurement Uncertainty 14

6. Device Under Test (DUT) Information 15

6.1. DUT Description 15

6.2. Wireless Technologies 16

6.3. General LTE SAR Test and Reporting Considerations 18

6.4. LTE (TDD) Considerations 21

6.5. General 5G NR(FR1) SAR Test and Reporting Considerations 22

6.6. Time-Average Feature 25

7. RF Exposure Conditions (Test Configurations) 29

8. Dielectric Property Measurements & System Check 30

8.1. Dielectric Property Measurements 30

8.2. System Check 43

9. Conducted Output Power Measurements 48

9.1. GSM 48

9.2. W-CDMA 51

9.3. LTE 64

9.4. LTE Up-Link Carrier Aggregation 142

9.5. LTE Down-Link Carrier Aggregation 152

9.6. 5G NR(FR1) 153

9.7. Wi-Fi 2.4GHz (DTS Band) 201

9.8. Wi-Fi 5GHz (U-NII Bands) 203

9.9. Bluetooth 206

9.10. MSS (Mobile Satellite Service) 208

10. Measured and Reported (Scaled) SAR Results 209

10.1. GSM850 211

10.2. GSM1900 212

This report shall not be reproduced without the written approval of UL Verification Services Inc.

10.3. W-CDMA Band 2 213
10.4. W-CDMA Band 4 214
10.5. W-CDMA Band 5 215
10.6. LTE Band 5 (10MHz Bandwidth) 216
10.7. LTE Band 7 (20MHz Bandwidth) 217
10.8. LTE Band 12 (10MHz Bandwidth) 220
10.9. LTE Band 13 (10MHz Bandwidth) 221
10.10. LTE Band 14 (10MHz Bandwidth) 222
10.11. LTE Band 25 (20MHz Bandwidth) 223
10.12. LTE Band 26 (10MHz Bandwidth) 225
10.13. LTE Band 30 (10MHz Bandwidth) 226
10.14. LTE Band 41 Power Class 3 (20MHz Bandwidth) 228
10.15. LTE Band 41 Power Class 2 (20MHz Bandwidth) 231
10.16. LTE Band 48 (20MHz Bandwidth) 232
10.17. LTE Band 53 (10MHz Bandwidth) 235
10.18. LTE Band 66 (20MHz Bandwidth) 236
10.19. LTE Band 71 (20MHz Bandwidth) 238
10.20. 5G NR Band n5 (20MHz Bandwidth) 239
10.21. 5G NR Band n7 (40MHz Bandwidth) 240
10.22. 5G NR Band n12 (15MHz Bandwidth) 241
10.23. 5G NR Band n14 (10MHz Bandwidth) 242
10.24. 5G NR Band n25 (40MHz Bandwidth) 243
10.25. 5G NR Band n26 (20MHz Bandwidth) 244
10.26. 5G NR Band n30 (10MHz Bandwidth) 245
10.27. 5G NR Band n41 (100MHz Bandwidth) 246
10.28. 5G NR Band n53 (10MHz Bandwidth) 247
10.29. 5G NR Band n66 (40MHz Bandwidth) 248
10.30. 5G NR Band n70 (15MHz Bandwidth) 249
10.31. 5G NR Band n71 (20MHz Bandwidth) 250
10.32. 5G NR Band n77 (Block A)(100MHz Bandwidth) 251
10.33. 5G NR Band n77(Block A) Power Class 2 (100MHz Bandwidth) 252
10.34. 5G NR Band n77 (Block C)(100MHz Bandwidth) 253
10.35. 5G NR Band n77(Block C) Power Class 2 (100MHz Bandwidth) 254
10.36. Wi-Fi (DTS Band) 255
10.37. Wi-Fi (U-NII Band) 256
10.38. Bluetooth 258
10.39. MSS (Mobile Satellite Service) 259

This report shall not be reproduced without the written approval of UL Verification Services Inc.

11. SAR Measurement Variability 260

12. Simultaneous Transmission Conditions 261

12.1. Sum of the SAR for WWAN Cell-off & Wi-Fi & BT results 263

12.2. Sum of the SAR for WWAN(TNE) Cell-on ANT1 & Wi-Fi & BT results 263

12.3. Sum of the SAR for WWAN(TNE) Cell-on ANT2 & Wi-Fi & BT results 264

12.4. Sum of the SAR for WWAN(TNE) Cell-on ANT4 & Wi-Fi & BT results 264

12.5. Sum of the SAR for WWAN(PCE) Cell-on ANT1 & Wi-Fi & BT results 265

12.6. Sum of the SAR for WWAN(PCE) Cell-on ANT2 & Wi-Fi & BT results 265

12.7. Sum of the SAR for WWAN(PCE) Cell-on ANT3 & Wi-Fi & BT results 266

12.8. Sum of the SAR for WWAN(PCE) Cell-on ANT4 & Wi-Fi & BT results 266

12.9. Sum of the SAR for WWAN(PCE) Cell-on ANT7 & Wi-Fi & BT results 267

12.10. Sum of the SAR for WWAN(PCE) Cell-on ANT8 & Wi-Fi & BT results 267

12.11. Sum of the SAR for WWAN(PCE) Cell-on ANT9 & Wi-Fi & BT results 268

12.12. Sum of the SAR for WWAN(CBE) Cell-on ANT4 & Wi-Fi & BT results 268

12.13. Sum of the SAR for WWAN(CBE) Cell-on ANT7 & Wi-Fi & BT results 269

12.14. Sum of the SAR for WWAN(CBE) Cell-on ANT8 & Wi-Fi & BT results 269

12.15. Sum of the SAR for WWAN(CBE) Cell-on ANT9 & Wi-Fi & BT results 270

Appendixes 271

Appendix A: SAR Setup Photos 271

Appendix B: SAR System Check Plots 271

Appendix C: SAR Highest Test Plots 271

Appendix D: SAR Tissue Ingredients 271

Appendix E: SAR Probe Certificates 271

Appendix F: SAR Dipole Certificates 271

Appendix G: LTE Down-Link Carrier Aggregation 271

Appendix H: Body Detect Validation 271

Appendix I: Wi-Fi Time-Averaged SAR(TAS) 271

Appendix J: MSS Time Averaged SAR 271

This report shall not be reproduced without the written approval of UL Verification Services Inc.

1. Attestation of Test Results

Applicant Name		APPLE INC.					
FCC ID		BCG-E8141A					
Model Name		A2651					
Applicable Standards		FCC 47 CFR § 2.1093 Published RF exposure KDB procedures IEEE Std 1528-2013					
Exposure Category		SAR Limits (W/Kg)					
		Peak spatial-average(1g of tissue)			Extremities (hands, wrists, ankles, etc.) (10g of tissue)		
General population / Uncontrolled exposure		1.6			4		
RF Exposure Conditions		Equipment Class - Highest Reported SAR (W/kg)					
		TNE	PCE	CBE	DTS	NII	DSS
Head		0.742	0.944	0.927	1.105	1.149	0.972
Body-worn (Dist.= 5 mm)		0.921	0.940	0.880	0.853	1.066	0.706
Hotspot (Dist.= 5 mm)		0.938	0.946	0.940	1.028	1.066	1.014
Simultaneous TX	Head	1.181	1.396	1.353	1.396	1.381	1.381
	Body-worn	1.438	1.457	1.397	1.341	1.457	1.457
	Hotspot	1.486	1.495	1.489	1.495	1.457	1.457
Date Tested		6/12/2022 to 7/19/2022					
Test Results		Pass					

UL Verification Services Inc. tested the above equipment in accordance with the requirements set forth in the above standards. The test results show that the equipment tested is capable of demonstrating compliance with the requirements as documented in this report.

This report contains data provided by the customer which can impact the validity of results. UL Verification Services Inc. is only responsible for the validity of results after the integration of the data provided by the customer.

The results documented in this report apply only to the tested sample, under the conditions and modes of operation as described herein. It is the manufacturer's responsibility to assure that additional production units of this model are manufactured with identical electrical and mechanical components. All samples tested were in good operating condition throughout the entire test program. Measurement Uncertainties are published for informational purposes only and were not taken into account unless noted otherwise.

This document may not be altered or revised in any way unless done so by UL Verification Services Inc. and all revisions are duly noted in the revisions section. Any alteration of this document not carried out by UL Verification Services Inc. will constitute fraud and shall nullify the document. This report must not be used by the client to claim product certification, approval, or endorsement by A2LA, NIST, any agency of the Federal Government, or any agency of the U.S. government.

Approved & Released By:	Prepared By:
Devin Chang Senior Test Engineer UL Verification Services Inc.	Chakrit Thammanavarat Senior Test Engineer UL Verification Services Inc.

This report shall not be reproduced without the written approval of UL Verification Services Inc.

2. Test Specification, Methods and Procedures

The tests documented in this report were performed in accordance with FCC 47 CFR § 2.1093, IEEE STD 1528-2013, the following FCC Published RF exposure **KDB** procedures:

- 248227 D01 802.11 Wi-Fi SAR v02r02
- 447498 D01 General RF Exposure Guidance v06
- 447498 D03 Supplement C Cross-Reference v01
- 648474 D04 Handset SAR v01r03
- 865664 D01 SAR measurement 100 MHz to 6 GHz v01r04
- 865664 D02 RF Exposure Reporting v01r02
- 941225 D01 3G SAR Procedures v03r01
- 941225 D05 SAR for LTE Devices v02r05
- 941225 D05A LTE Rel.10 KDB Inquiry Sheet v01r02
- 941225 D06 Hotspot Mode v02r01

In addition to the above, the following information was used:

- **TCB workshop** October 2014; RF Exposure Procedures (Other LTE Considerations)
- **TCB workshop** April 2015; RF Exposure Procedures (Overlapping LTE Bands)
- **TCB workshop** October 2015; RF Exposure Procedures (KDB 941225 D05A)
- **TCB workshop** April 2016; RF Exposure Procedures (LTE Carrier Aggregation for DL)
- **TCB workshop** October 2016; RF Exposure Procedures (LTE Carrier Aggregation for UL)
- **TCB workshop** October 2016; RF Exposure Procedures (Bluetooth Duty Factor)
- **TCB workshop** October 2016; RF Exposure Procedures (DUT Holder Perturbations)
- **TCB workshop** May 2017; RF Exposure Procedures (Broadband Liquid Above 3 GHz)
- **TCB workshop** May 2017; RF Exposure Procedures (LTE Band 41 Power Class 2)
- **TCB workshop** November 2017; RF Exposure Procedures (LTE UL/DL Carrier Aggregation SAR)
- **TCB workshop** April 2018; RF Exposure Procedures (LTE DL CA SAR Test Exclusion)
- **TCB workshop** October 2018; RF Exposure Procedures (LTE Inter-Band Uplink Carrier Aggregation –Interim Procedures)
- **TCB workshop** April 2019; RF Exposure Procedures (802.11ax SAR Testing)
- **TCB workshop** November 2019; RF Exposure Policy Updates (5G NR FR1 NSA EN-DCUE SAR Evaluations)
- **TCB workshop** April 2021; RF Exposure Procedures (Remarks on Test Reductions via Data Referencing for Closely Related Products)

This report shall not be reproduced without the written approval of UL Verification Services Inc.

3. Facilities and Accreditation

The test sites and measurement facilities used to collect data are located at

47173 Benicia Street	47266 Benicia Street
SAR Lab A	SAR Lab 1
SAR Lab B	SAR Lab 2
SAR Lab C	SAR Lab 3
SAR Lab D	SAR Lab 4
SAR Lab E	SAR Lab 5
SAR Lab F	SAR Lab 6
SAR Lab G	SAR Lab 8
SAR Lab H	SAR Lab 9
	SAR Lab 10
	SAR Lab 11
	SAR Lab 12
	SAR Lab 13
	SAR Lab 14
	SAR Lab 15
	SAR Lab 16

UL Verification Services Inc. is accredited by A2LA, Certificate Number 0751.05

The Test Lab Conformity Assessment Body Identifier (CABID)

Location	CABID	Company Number
47173 Benicia Street, Fremont, CA, 94538 UNITED STATES	US0104	2324A
47266 Benicia Street, Fremont, CA, 94538 UNITED STATES		22541

This report shall not be reproduced without the written approval of UL Verification Services Inc.

4. SAR Measurement System & Test Equipment

4.1. SAR Measurement System

The DASY system used for performing compliance tests consists of the following items:

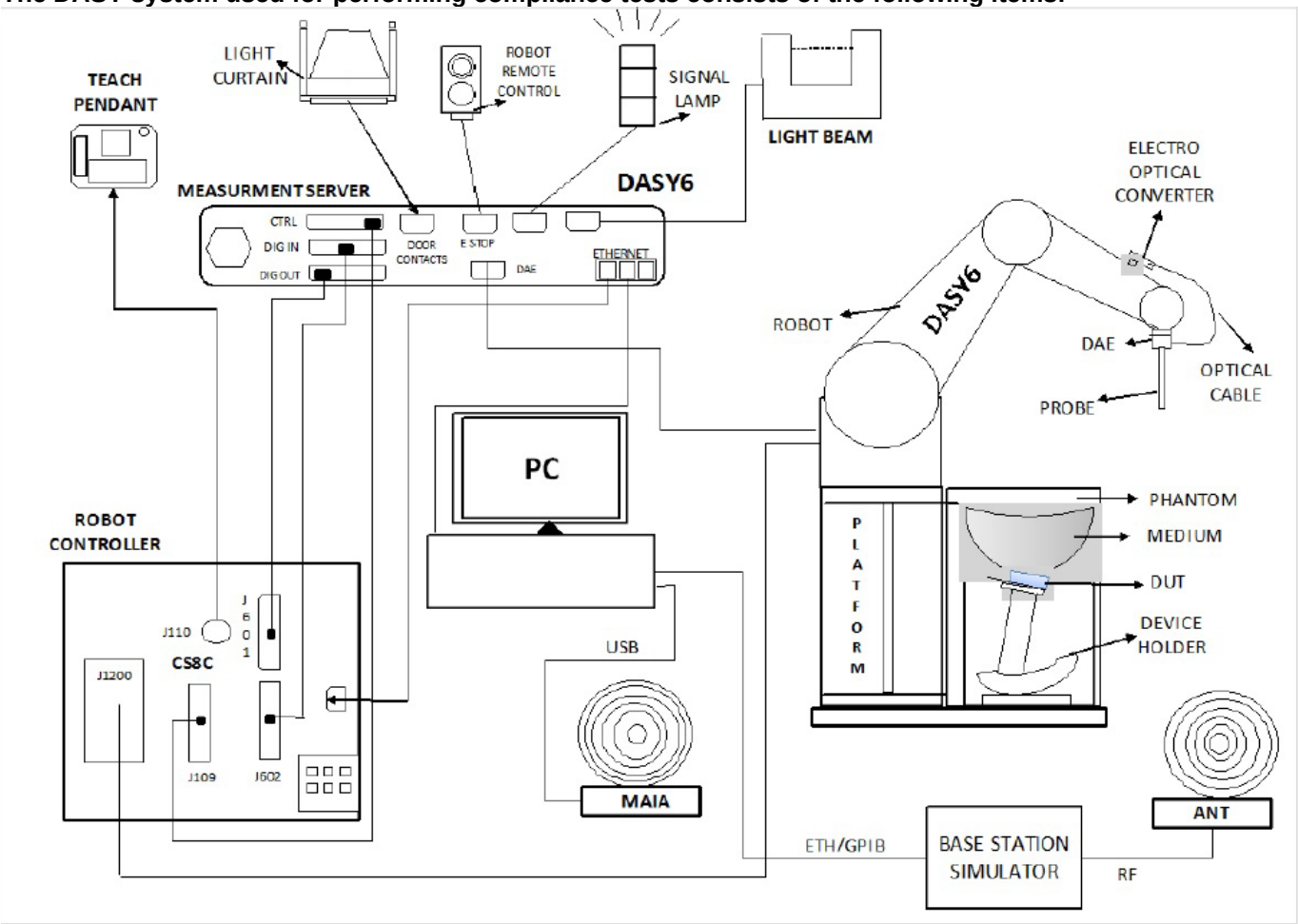

- A standard high precision 6-axis robot with controller, teach pendant and software. An arm extension for accommodating the data acquisition electronics (DAE).
- An isotropic Field probe optimized and calibrated for the targeted measurement.
- A data acquisition electronics (DAE) which performs the signal amplification, signal multiplexing, AD-conversion, offset measurements, mechanical surface detection, collision detection, etc. The unit is battery powered with standard or rechargeable batteries. The signal is optically transmitted to the EOC.
- The Electro-optical converter (EOC) performs the conversion from optical to electrical signals for the digital communication to the DAE. To use optical surface detection, a special version of the EOC is required. The EOC signal is transmitted to the measurement server.
- The function of the measurement server is to perform the time critical tasks such as signal filtering, control of the robot operation and fast movement interrupts.
- The Light Beam used is for probe alignment. This improves the (absolute) accuracy of the probe positioning.
- A computer running Win7, Win10 and the DASY52[1] and DASY6[2] software.
- Remote control and teach pendant as well as additional circuitry for robot safety such as warning lamps, etc.
- The phantom, the device holder and other accessories according to the targeted measurement.

[1] DASY52 software used: DASY52.10.4 & S 14.6.14 and older generations.

[2] DASY6 software used: DASY6.14 & S 14.6.14 and older generations.

This report shall not be reproduced without the written approval of UL Verification Services Inc.

4.2. SAR Scan Procedures

Step 1: Power Reference Measurement

The Power Reference Measurement and Power Drift Measurements are for monitoring the power drift of the device under test in the batch process. The minimum distance of probe sensors to surface determines the closest measurement point to phantom surface. The minimum distance of probe sensors to surface is 2.1 mm. This distance cannot be smaller than the distance of sensor calibration points to probe tip as defined in the probe properties.

Step 2: Area Scan

The Area Scan is used as a fast scan in two dimensions to find the area of high field values, before doing a fine measurement around the hot spot. The sophisticated interpolation routines implemented in DASY software can find the maximum locations even in relatively coarse grids. When an Area Scan has measured all reachable points, it computes the field maximal found in the scanned area, within a range of the global maximum. The range (in dB) is specified in the standards for compliance testing. For example, a 2 dB range is required in IEC/IEEE 62209-1528, whereby 3 dB is a requirement when compliance is assessed in accordance with the ARIB standard (Japan). If only one Zoom Scan follows the Area Scan, then only the absolute maximum will be taken as reference. For cases where multiple maximums are detected, the number of Zoom Scans has to be increased accordingly.

Area Scan Parameters extracted from KDB 865664 D01 SAR Measurement 100 MHz to 6 GHz

	≤ 3 GHz	> 3 GHz
Maximum distance from closest measurement point (geometric center of probe sensors) to phantom surface	5 ± 1 mm	½·δ·ln(2) ± 0.5 mm
Maximum probe angle from probe axis to phantom surface normal at the measurement location	30° ± 1°	20° ± 1°
Maximum area scan spatial resolution: Δx_{Area}, Δy_{Area}	≤ 2 GHz: ≤ 15 mm 2 – 3 GHz: ≤ 12 mm	3 – 4 GHz: ≤ 12 mm 4 – 6 GHz: ≤ 10 mm
	When the x or y dimension of the test device, in the measurement plane orientation, is smaller than the above, the measurement resolution must be ≤ the corresponding x or y dimension of the test device with at least one measurement point on the test device.	

This report shall not be reproduced without the written approval of UL Verification Services Inc.

Step 3: Zoom Scan

Zoom Scans are used to assess the peak spatial SAR values within a cubic averaging volume containing 1 g and 10 g of simulated tissue. The Zoom Scan measures points (refer to table below) within a cube whose base faces are centered on the maxima found in a preceding area scan job within the same procedure. When the measurement is done, the Zoom Scan evaluates the averaged SAR for 1 g and 10 g and displays these values next to the job's label.

Zoom Scan Parameters extracted from KDB 865664 D01 SAR Measurement 100 MHz to 6 GHz

			≤ 3 GHz	> 3 GHz
Maximum zoom scan spatial resolution: Δx_{Zoom}, Δy_{Zoom}			≤ 2 GHz: ≤ 8 mm 2 – 3 GHz: ≤ 5 mm*	3 – 4 GHz: ≤ 5 mm* 4 – 6 GHz: ≤ 4 mm*
Maximum zoom scan spatial resolution, normal to phantom surface	uniform grid: $\Delta z_{Zoom}(n)$		≤ 5 mm	3 – 4 GHz: ≤ 4 mm 4 – 5 GHz: ≤ 3 mm 5 – 6 GHz: ≤ 2 mm
	graded grid	$\Delta z_{Zoom}(1)$: between 1st two points closest to phantom surface	≤ 4 mm	3 – 4 GHz: ≤ 3 mm 4 – 5 GHz: ≤ 2.5 mm 5 – 6 GHz: ≤ 2 mm
		$\Delta z_{Zoom}(n>1)$: between subsequent points	$\leq 1.5 \cdot \Delta z_{Zoom}(n-1)$	
Minimum zoom scan volume	x, y, z		≥ 30 mm	3 – 4 GHz: ≥ 28 mm 4 – 5 GHz: ≥ 25 mm 5 – 6 GHz: ≥ 22 mm

Note: δ is the penetration depth of a plane-wave at normal incidence to the tissue medium; see draft standard IEEE P1528-2011 for details.

* When zoom scan is required and the *reported* SAR from the *area scan based 1-g SAR estimation* procedures of KDB 447498 is ≤ 1.4 W/kg, ≤ 8 mm, ≤ 7 mm and ≤ 5 mm zoom scan resolution may be applied, respectively, for 2 GHz to 3 GHz, 3 GHz to 4 GHz and 4 GHz to 6 GHz.

Step 4: Power drift measurement

The Power Drift Measurement measures the field at the same location as the most recent power reference measurement within the same procedure, and with the same settings. The Power Drift Measurement gives the field difference in dB from the reading conducted within the last Power Reference Measurement. This allows a user to monitor the power drift of the device under test within a batch process. The measurement procedure is the same as Step 1.

This report shall not be reproduced without the written approval of UL Verification Services Inc.

4.3. Test Equipment

The measuring equipment used to perform the tests documented in this report has been calibrated in accordance with the manufacturers' recommendations, and is traceable to recognized national standards.

Name of Equipment	Manufacturer	Type/Model	Serial No.	Cal. Due Date
Network Analyzer	R&S	ZNLE6	171919	2/18/2023
Dielectric Probe Kit	SPEAG	DAK 3.5mm Probe	80345	11/16/2023
Shorting Block	SPEAG	DAK-3.5 Short	SM DAK 200 BA	11/16/2023
Thermometer	Fisher Scientific	Z540	T1130	8/1/2022
Network Analyzer	R&S	ZNLE6	13230012K56-101274-mn	2/15/2023
Dielectric Probe Kit	SPEAG	DAK 3.5mm Probe	1082	9/19/2022
Shorting Block	SPEAG	DAK-3.5 Short	SM DAK 200 BA	9/19/2022
Thermometer	Fisher Scientific	Z540	170064398	9/1/2022
Vector Reflectometer	Copper Mountain	DAKS VNA R140	170514	4/25/2023
Dielectric Probe Kit	Speag	DAK 3.5mm Probe	SM DAK 520 AA	3/9/2023
Shorting Block	Speag	DAK-3.5 Short	SM DAK 200 CA	3/9/2023
Thermometer	Traceable	4353	221312857	3/3/2024

System Check

Name of Equipment	Manufacturer	Type/Model	Serial No.	Cal. Due Date
Synthesized Signal Generator	Agilent	N5181A	MY50140610	1/26/2023
Power Meter	Keysignt	N1912a	MY55196007	1/25/2023
Power Sensor	Agilent	N1921A	MY52270022	1/25/2023
Power Sensor	Agilent	N1921A	MY5220012	1/25/2023
Amplifier	Miteq	147117-1E	1795093	N/A
Directional Coupler	SMA	C8060-102	2717	N/A
DC Power Supply	Sorensen	XT15-4	1817A02680	N/A
Synthesized Signal Generator	Agilent	N5181A	MY50140630	1/25/2023
Power Meter	Agilent	N1912A	MY50001018	1/25/2023
Power Sensor	Agilent	N1921A	MY53260010	2/3/2023
Power Sensor	Agilent	N1921A	MY5226009	1/25/2023
Amplifier	Miteq	1795092	147117-1E	N/A
Directional Coupler	SMA	C8050-102	4062	N/A
DC Power Supply	H/P	6296A	2841A-05955	N/A
Synthesized Signal Generator	R&S	SMB 100A	1406-6000K03-180970-zC	2/16/2023
Power Meter	HP	437B	3125U11364	1/25/2023
Power Sensor	HP	8481A	HA2022C004446	1/25/2023
Power Sensor	R&S	NRP50S	1419 0087K02-101250-pe	2/16/2023
Synthesized Signal Generator	R&S	SMB 100A	1406 600K03-180968-Gx	2/18/2023
Power Meter	HP	437B	HA2022C004449	1/25/2023
Power Sensor	HP	8481A	HA2022C004445	1/25/2023
Power Sensor	R&S	NRP18A	1424 6815K02-100992-iu	2/19/2023
Synthesized Signal Generator	Rohde & Schwarz	SMB 100A	1406.6000K03-180969-Yc	2/16/2023
Power Meter	Keysight	N1911A	MY55196015	1/26/1023
Power Sensor	Agilent	N1921A	MY53260001	1/25/2023
Power Sensor	Rohde & Schwarz	NRP18A	1424.6815K02-100994-RE	2/19/2023
Directional Coupler	Werlatone	C8060-102	2710	N/A
Synthesized Signal Generator	R & S	SMU 200A	102448	7/15/2023
Power Meter	R & S	NRP2	102818-pb	7/25/2022
Power Sensor	R & S	NRP-Z81	106316-XJ	8/28/2022
Amplifier	AR	20S1G4M4	337209	N/A
Directional Coupler	Krytar	158010	142255	N/A

This report shall not be reproduced without the written approval of UL Verification Services Inc.

Lab Equipment

Name of Equipment	Manufacturer	Type/Model	Serial No.	Cal. Due Date
E-Field Probe (SAR Lab A)	SPEAG	EX3DV4	7501	3/25/2023
E-Field Probe (SAR Lab B)	SPEAG	EX3DV4	7498	3/24/2023
E-Field Probe (SAR Lab C)	SPEAG	EX3DV4	7500	3/25/2023
E-Field Probe (SAR Lab D)	SPEAG	EX3DV4	7587	4/27/2023
E-Field Probe (SAR Lab E)	SPEAG	EX3DV4	3885	9/23/2022
E-Field Probe (SAR Lab F)	SPEAG	EX3DV4	3749	11/16/2023
E-Field Probe (SAR Lab G)	SPEAG	EX3DV4	7585	4/27/2023
E-Field Probe (SAR Lab H)	SPEAG	EX3DV4	7448	2/25/2023
E-Field Probe (SAR Lab 1)	SPEAG	EX3DV4	3991	8/20/2022
E-Field Probe (SAR Lab 2)	SPEAG	EX3DV4	7569	4/26/2023
E-Field Probe (SAR Lab 3)	SPEAG	EX3DV4	7356	3/24/2023
E-Field Probe (SAR Lab 4)	SPEAG	EX3DV4	3929	3/23/2023
E-Field Probe (SAR Lab 6)	SPEAG	EX3DV4	3990	2/25/2023
E-Field Probe (SAR Lab 8)	SPEAG	EX3DV4	3773	2/28/2023
E-Field Probe (SAR Lab 10)	SPEAG	EX3DV4	3989	1/19/2023
E-Field Probe (SAR Lab 11)	SPEAG	EX3DV4	7482	4/26/2023
E-Field Probe (SAR Lab 12)	SPEAG	EX3DV4	3686	1/18/2023
E-Field Probe (SAR Lab 13)	SPEAG	EX3DV4	7589	4/28/2023
Data Acquisition Electronics (SAR Lab A)	SPEAG	DAE4	1546	3/22/2023
Data Acquisition Electronics (SAR Lab B)	SPEAG	DAE4	1258	3/22/2023
Data Acquisition Electronics (SAR Lab C)	SPEAG	DAE4	1545	3/23/2023
Data Acquisition Electronics (SAR Lab D)	SPEAG	DAE4	1239	8/11/2022
Data Acquisition Electronics (SAR Lab E)	SPEAG	DAE4	1377	9/20/2022
Data Acquisition Electronics (SAR Lab F)	SPEAG	DAE4	1257	9/15/2022
Data Acquisition Electronics (SAR Lab G)	SPEAG	DAE4	1472	1/7/2023
Data Acquisition Electronics (SAR Lab H)	SPEAG	DAE4	1544	1/7/2023
Data Acquisition Electronics (SAR Lab 1)	SPEAG	DAE4	1359	1/7/2023
Data Acquisition Electronics (SAR Lab 2)	SPEAG	DAE4	1434	11/11/2022
Data Acquisition Electronics (SAR Lab 3)	SPEAG	DAE4	1540	1/11/2023
Data Acquisition Electronics (SAR Lab 4)	SPEAG	DAE4	1433	2/23/2023
Data Acquisition Electronics (SAR Lab 6)	SPEAG	DAE4	1621	4/21/2023
Data Acquisition Electronics (SAR Lab 8)	SPEAG	DAE4	1352	11/9/2022
Data Acquisition Electronics (SAR Lab 10)	SPEAG	DAE4	1547	4/21/2023
Data Acquisition Electronics (SAR Lab 11)	SPEAG	DAE4	1548	2/23/2023
Data Acquisition Electronics (SAR Lab 12)	SPEAG	DAE4	1380	8/11/2022
Data Acquisition Electronics (SAR Lab 13)	SPEAG	DAE4	1263	11/12/2022

This report shall not be reproduced without the written approval of UL Verification Services Inc.

Lab Equipment

Name of Equipment	Manufacturer	Type/Model	Serial No.	Cal. Due Date
System Validation Dipole	SPEAG	D750V3	1019	4/26/2023
System Validation Dipole	SPEAG	D750V3	1071	11/24/2022
System Validation Dipole	SPEAG	D835V2	4d142	8/10/2022
System Validation Dipole	SPEAG	D900V2	1d143	9/29/2022
System Validation Dipole	SPEAG	D1640V2	324	3/8/2023
System Validation Dipole	SPEAG	D1750V2	1050	4/27/2023
System Validation Dipole	SPEAG	D1750V2	1077	9/29/2022
System Validation Dipole	SPEAG	D1900V2	5d163	9/29/2022
System Validation Dipole	SPEAG	D1950V3	1136	4/28/2023
System Validation Dipole	SPEAG	D2300V2	1058	9/29/2022
System Validation Dipole	SPEAG	D2450V2	706	1/13/2023
System Validation Dipole	SPEAG	D2450V2	748	2/22/2023
System Validation Dipole	SPEAG	D2600V2	1006	9/29/2022
System Validation Dipole	SPEAG	D3500V2	1060	2/25/2023
System Validation Dipole	SPEAG	D3500V2	1011	4/21/2023
System Validation Dipole	SPEAG	D3700V2	1039	5/6/2023
System Validation Dipole	SPEAG	D3900V2	1052	9/16/2022
System Validation Dipole	SPEAG	D5GHzV2	1168	11/24/2022
System Validation Dipole	SPEAG	D5GHzv2	1003	2/23/2023

Note(s):

*Equipment not used past calibration due date.

OTHER

Name of Equipment	Manufacturer	Type/Model	T Number	Serial No.	Cal. Due Date
Wideband Radio Communication Tester	R&S	CMW 500	85940	137877	2/18/2023
Wideband Radio Communication Tester	R&S	CMW 500	85719	135390	2/20/2023
Wideband Radio Communication Tester	R&S	CMW 500	80580	132910	2/19/2023
Wideband Radio Communication Tester	R&S	CMW 500	85698	135393	2/18/2023
Wideband Radio Communication Tester	R&S	CMW 500	81849	124594	2/18/2023
Wideband Radio Communication Tester	R&S	CMW 500	85348	125236	2/15/2023
Wideband Radio Communication Tester	R&S	CMW 500	209235	170415	2/22/2023
Wideband Radio Communication Tester	R&S	CMW 500	208643	170416	2/15/2023
Wideband Radio Communication Tester	R&S	CMW 500	85789	137873	2/16/2023
Wideband Radio Communication Tester	R&S	CMW 500	85781	135384	2/16/2023
Wideband Radio Communication Tester	R&S	CMW 500	85763	134852	2/20/2023
Wideband Radio Communication Tester	R&S	CMW 500	85727	134854	2/21/2023
Wideband Radio Communication Tester	R&S	CMW 500	86119	137875	2/17/2023
Power Meter	Keysight Technologies	N1912A	N/A	MY55196007	1/25/2023
Power Sensor	Agilent	N1921A	N/A	MY52270022	1/25/2023
Power Meter	Keysight Technologies	N1912A	N/A	MY55196004	1/26/2023
Power Sensor	Agilent	N1921A	N/A	MY53020038	3/2/2023

5. Measurement Uncertainty

Per KDB 865664 D01 SAR Measurement 100 MHz to 6 GHz, when the highest measured 1-g SAR within a frequency band is < 1.5 W/kg and the measured 10-g SAR within a frequency band is < 3.75 W/kg. The expanded SAR measurement uncertainty must be ≤ 30%, for a confidence interval of k = 2. If these conditions are met, extensive SAR measurement uncertainty analysis described in IEEE Std 1528-2013 is not required in SAR reports submitted for equipment approval.

Therefore, the measurement uncertainty is not required.

This report shall not be reproduced without the written approval of UL Verification Services Inc.

6. Device Under Test (DUT) Information

6.1. DUT Description

The Apple iPhone is a smartphone with multimedia functions (music, application support, and video), cellular GSM, GPRS, EGPRS, UMTS, LTE, 5G, IEEE 802.11a/b/g/n/ac/ax, Bluetooth, Ultra-Wideband, GPS, NFC and MSS. All models except reference model support at least one UICC based SIM. The second SIM is either an UICC based p-SIM (physical SIM) or e-SIM (electronic SIM). The device supports a built-in inductive charging transmitter and receiver. The rechargeable battery is not user accessible.

All Models have the same PCB layout, circuit design, common components, antennas and antenna locations. Their cellular modem, Wi-Fi, BT, NFC, WPT, UWB and MSS transmitters are identical.

The device utilizes two power modes: Mode A(DSI=0) and Mode B(DSI=1). Power selection is determined by the device's positioning and use case as described in Sec. 10. Mode A power is used when the device is used against the user's head, or away from the body. Mode B is used when the device is used in a body-worn configuration by the user.

The WWAN transmit antenna switching mechanism between WWAN antennas is implemented with a physical "break-before-make" switch so that only one antenna can be used for WWAN transmission at one time.

In Airplay mode, the device uses same power and power control mechanism as Wi-Fi. Airplay is not supported in hotspot mode. Airplay utilize the same 802.11 modes, modulation, MIMO, Channel Bandwidth, etc. as Wi-Fi does. Therefore, Airplay usage is categorized by the Wi-Fi SAR testing contained in Section 10.

There are three vendors of the Wi-Fi/Bluetooth radio modules: variant 1, 2, and 3. The Wi-Fi/BT radio modules have the same mechanical outline (e.g., the same package dimension and pin-out layout), use the same on-board antenna matching circuit, have an identical antenna structure, and are built and tested to conform to the same specifications and to operate within the same tolerances. It is confirmed that Variant 1 represents the worst case.

This product utilizes a time-averaged power control mechanism – Wi-Fi Time-Averaged SAR(TAS) within the Wi-Fi chipset – that ensures total power across all Wi-Fi transmitters does not exceed applicable regulatory limits. For further details, refer to the technical description document and Appendix I.

Device Dimension	Overall (Length x Width): 160.71 mm x 77.58 mm Overall Diagonal: 178.31 mm (7.02 inch) Display Diagonal: 169.93 mm (6.69 inch)
Back Cover	The Back Cover is not removable
Battery Options	The rechargeable battery is not user accessible.
Accessory	Headset
Wireless Router (Hotspot)	Wi-Fi Hotspot mode permits the device to share its WWAN data connection with other Wi-Fi-enabled devices. ☒ Mobile Hotspot (Wi-Fi 2.4 GHz) ☒ Mobile Hotspot Wi-Fi 5.2(UNII-1)/5.8 GHz(UNII-3)
AirPlay	AirPlay mode enabled devices transfer data directly between each other ☒ AirPlay (Wi-Fi 2.4 GHz) ☒ AirPlay (Wi-Fi 5 GHz)
Bluetooth Tethering (Hotspot)	BT Tethering mode permits the device to share its cellular data connection with other devices. ☒ BT Tethering (Bluetooth 2.4 GHz)

This report shall not be reproduced without the written approval of UL Verification Services Inc.

6.2. Wireless Technologies

Wireless technologies	Frequency bands	Operating mode		Duty Cycle used for SAR testing
GSM	850 1900	Voice (GMSK) GPRS (GMSK) EDGE (8PSK)	GSM Class : B Multi-Slot Class: Class 10 - 2 Up, 4 Down	GSM Voice: 12.5% (E)GPRS: 1 Slot: 12.5% 2 Slots: 25%
		Does this device support DTM (Dual Transfer Mode)? ☐ Yes ☒ No		
W-CDMA (UMTS)	Band 2 Band 4 Band 5	UMTS Rel. 99 (Voice & Data) HSDPA (Rel. 5) HSUPA (Rel. 6) HSPA+ (Rel. 7) DC-HSDPA (Rel. 8)		100%
LTE[4]	FDD Band 2 FDD Band 4 FDD Band 5 FDD Band 7 FDD Band 12 FDD Band 13 FDD Band 14 FDD Band 17 FDD Band 25 FDD Band 29 (DL Only) FDD Band 30 TDD Band 38 TDD Band 41 [2] TDD Band 46 (DL Only) TDD Band 53 FDD Band 66 FDD Band 71 **Carrier Aggregation** [3] FDD Band 5B FDD Band 7C TDD Band 38C TDD Band 41C [2]	QPSK 16QAM 64AQM 256QAM Carrier Aggregation (2 Uplinks and 6 Downlinks)		100% (FDD) 63.3% (TDD) Power Class 3 43.3% (TDD) Power Class 2 Refer to §6.4
		Does this device support SV-LTE (1xRTT-LTE)? ☐ Yes ☒ No		
5G NR (FR1)	FDD band n2 FDD band n5 FDD band n7 FDD band n12 FDD band n14 FDD band n25 FDD band n29 (DL Only) FDD band n30 TDD band n38 TDD band n41 [2] TDD band n53 FDD band n66 FDD band n71 TDD band n78 [2]	CP-OFDM: Pi/2 BPSK, QPSK, 16QAM, 64QAM, 256QAM DFT-s-OFDM: QPSK, 16QAM, 64QAM, 256QAM		100% (FDD) 100% (TDD) Power Class 3 50% (TDD) Power Class 2
Wi-Fi	2.4 GHz [1]	802.11b 802.11g 802.11n (HT20) 802.11ac (HT20) 802.11ax (HE20)		98.86% (802.11b)
	5 GHz [1]	802.11a 802.11n (HT20) 802.11n (HT40) 802.11ac (VHT20) 802.11ac (VHT40) 802.11ac (VHT80) 802.11ax (HE20) 802.11ax (HE40)		97.62% (802.11a/n/ac 20MHz BW) 95.57% (802.11n/ac/ax 40MHz BW) 95.43% (802.11n/ac/ax 80MHz BW)

This report shall not be reproduced without the written approval of UL Verification Services Inc.

		802.11ax (HE80)	
		Does this device support bands 5.60 ~ 5.65 GHz? ☒ Yes ☐ No	
		Does this device support Band gap channel(s)? ☒ Yes ☐ No	
Bluetooth	2.4 GHz [1]	BR, EDR, LE, and HDR	100%
NFC[5]	13.56 MHz	Type A/B/F and ISO15693	N/A
UWB[5] (Ultra-Wideband)	6.5 GHz and 8 GHz	BPM-BPSK	N/A
MSS (Mobile Satellite Service)	1610 – 1626.5 MHz	1-PRB SC-FDMA	100%

Note(s):

1. Duty cycle for Wi-Fi and BT is referenced from the DTS and U-NII and BT reports.
2. This device supports Power Class 2 and Power Class 3.
3. LTE Uplink 2CA is the total combined power of the UL CA.
4. LTE Uplink Cat 13, LTE 3GPP Rel-13 (LTE 3GPP Rel-14 for B41 PC2)
5. SAR / Duty Cycle measurement not required due to exemption based on power thresholds in RSS-102.

This report shall not be reproduced without the written approval of UL Verification Services Inc.

6.3. General LTE SAR Test and Reporting Considerations

Item	Description						
Frequency range, Channel Bandwidth, Numbers and Frequencies	Band 2	Frequency range: 1850 - 1910 MHz (BW = 60 MHz)					
		Channel Bandwidth					
		20 MHz	15 MHz	10 MHz	5 MHz	3 MHz	1.4 MHz
	Low	**18700 /1860**	18675/ 1857.5	18650/ 1855	18625/ 1852.5	18615/ 1851.5	18607/ 1850.7
	Mid	**18900/ 1880**	18900/ 1880	18900/ 1880	18900/ 1880	18900/ 1880	18900/ 1880
	High	**19100/ 1900**	19125/ 1902.5	19150/ 1905	19175/ 1907.5	19185/ 1908.5	19193/ 1909.3
	Band 4	Frequency range: 1710 - 1755 MHz (BW = 45 MHz)					
		Channel Bandwidth					
		20 MHz [1]	15 MHz	10 MHz	5 MHz	3 MHz	1.4 MHz
	Low	20050/ 1720	20025/ 1717.5	20000/ 1715	19975/ 1712.5	19965/ 1711.5	19957/ 1710.7
	Mid	**20175/ 1732.5**	20175/ 1732.5	20175/ 1732.5	20175/ 1732.5	20175/ 1732.5	20175/ 1732.5
	High	20300/ 1745	20325/ 1747.5	20350/ 1750	20375/ 1752.5	20385/ 1753.5	20393/ 1754.3
	Band 5	Frequency range: 824 - 849 MHz (BW = 25 MHz)					
		Channel Bandwidth					
		20 MHz	15 MHz	10 MHz [1]	5 MHz	3 MHz	1.4 MHz
	Low			20450/ 829	20425/ 826.5	20415/ 825.5	20407/ 824.7
	Mid			**20525/ 836.5**	20525/ 836.5	20525/ 836.5	20525/ 836.5
	High			20600/ 844	20625/ 846.5	20635/ 847.5	20643/ 848.3
	Band 7	Frequency range: 2500 - 2570 MHz (BW = 70 MHz)					
		Channel Bandwidth					
		20 MHz	15 MHz	10 MHz	5 MHz	3 MHz	1.4 MHz
	Low	**20850 2510**	20825 2507.5	20800 2505	20775 2502.5		
	Mid	**21100 2535**	21100 2535	21100 2535	21100 2535		
	High	**21350 2560**	21375 2562.5	21400 2565	21425 2567.5		
	Band 12	Frequency range: 699 – 716 MHz (BW = 17 MHz)					
		Channel Bandwidth					
		20 MHz	15 MHz	10 MHz [1]	5 MHz	3 MHz	1.4 MHz
	Low			23060/ 704	23035/ 701.5	23025/ 700.5	23017/ 699.7
	Mid			**23095/ 707.5**	23095/ 707.5	23095/ 707.5	23095/ 707.5
	High			23130/ 711	23155/ 713.5	23165/ 714.5	23173/ 715.3
	Band 13	Frequency range: 777 - 787 MHz (BW = 10 MHz)					
		Channel Bandwidth					
		20 MHz	15 MHz	10 MHz [1]	5 MHz [1]	3 MHz	1.4 MHz
	Low				23205/ 779.5		
	Mid			**23230/ 782**	23230/ 782		
	High				23255/ 784.5		
	Band 14	Frequency range: 788 - 798 MHz (BW = 10 MHz)					
		Channel Bandwidth					
		20 MHz	15 MHz	10 MHz [1]	5 MHz [1]	3 MHz	1.4 MHz
	Low				23305/ 790.5		
	Mid			**23330/ 793**	23330/ 793		
	High				23355/		

This report shall not be reproduced without the written approval of UL Verification Services Inc.

					795.5		
	Band 17	Frequency range: 704 - 716 MHz (BW = 12 MHz)					
		Channel Bandwidth					
		20 MHz	15 MHz	10 MHz [1]	5 MHz [1]	3 MHz	1.4 MHz
	Low			23780/ 709	23755/ 706.5		
	Mid			**23790/ 710**	23790/ 710		
	High			23800/ 711	23825/ 713.5		
	Band 25	Frequency range: 1850 - 1915 MHz (BW = 65 MHz)					
		Channel Bandwidth					
		20 MHz	15 MHz	10 MHz	5 MHz	3 MHz	1.4 MHz
	Low	**26140/ 1860**	26115/ 1857.5	26090/ 1855	26065/ 1852.5	26055/ 1851.5	26047/ 1850.7
	Mid	**26365/ 1882.5**	26365/ 1882.5	26365/ 1882.5	26365/ 1882.5	26365/ 1882.5	26365/ 1882.5
	High	**26590/ 1905**	26615/ 1907.5	26640/ 1910	26665/ 1912.5	26675/ 1913.5	26683/ 1914.3
	Band 26	Frequency range: 814 - 849 MHz (BW = 35 MHz)					
		Channel Bandwidth					
		20 MHz	15 MHz	10 MHz	5 MHz	3 MHz	1.4 MHz
	Low			26740/ 819	26715/ 816.5	26705/ 815.5	26697/ 814.7
	Mid			26865/ 831.5	26865/ 831.5	26865/ 831.5	26865/ 831.5
	High			26990/ 844	27015/ 846.5	27025/ 847.5	27033/ 848.3
	Band 30	Frequency range: 2305 - 2315 MHz (BW = 10 MHz)					
		Channel Bandwidth					
		20 MHz	15 MHz	10 MHz [1]	5 MHz [1]	3 MHz	1.4 MHz
	Low				27685/ 2307.5		
	Mid			**27710/ 2310**	27710/ 2310		
	High				27735/ 2312.5		
	Band 41[2]	Frequency range: 2496 - 2690 MHz (BW = 194 MHz)					
		Channel Bandwidth					
		20 MHz	15 MHz	10 MHz	5 MHz	3 MHz	1.4 MHz
	Low	**39750 / 2506.0**					
	Low-Mid	**40185 / 2549.5**					
	Mid	**40620 / 2593.0**					
	Mid-High	**41055 / 2636.5**					
	High	**41490 / 2680.0**					
	Band 48	Frequency range: 3550 - 3700 MHz (BW = 150 MHz)					
		Channel Bandwidth					
		20 MHz	15 MHz	10 MHz	5 MHz	3 MHz	1.4 MHz
	Low	**55340/ 3560**	55315/ 3557.5	55290/ 3555	55265/ 3552.5		
	Mid-Low	**55773/ 3603.3**	55765/ 3602.5	55757/ 3601.7	55748/ 3600.8		
	Mid-High	**56207/ 3646.7**	56215/ 3647.5	56223/ 3648.3	56232/ 3649.2		
	High	**56640/ 3690**	56665/ 3692.5	56690/ 3695	56715/ 3697.5		
	Band 53	Frequency range: 2483.5 - 2495 MHz (BW = 11.5 MHz)					
		Channel Bandwidth					
		20 MHz	15 MHz	10 MHz	5 MHz	3 MHz	1.4 MHz
	Low					2485/ 60115	2484.2/ 60147
	Mid			60197/ 2489.5	60197/ 2489.5	60197/ 2489.5	60197/ 2489.5
	High					2493.5/ 60240	2494.3/ 60248

This report shall not be reproduced without the written approval of UL Verification Services Inc.

Band 66	Frequency range: 1710 - 1780 MHz (BW = 70 MHz)					
	Channel Bandwidth					
	20 MHz	15 MHz	10 MHz	5 MHz	3 MHz	1.4 MHz
Low	**132072/ 1720**	132047/ 1717.5	132022/ 1715	131997/ 1712.5	131987/ 1711.5	131979/ 1710.7
Mid	**132322/ 1745**	132322/ 1745	132322/ 1745	132322/ 1745	132322/ 1745	132322/ 1745
High	**132572/ 1770**	132597/ 1772.5	132622/ 1775	132647/ 1777.5	132657/ 1778.5	132665/ 1779.3
Band 71	Frequency range: 663 - 698 MHz (BW = 35 MHz)					
	Channel Bandwidth					
	20 MHz [1]	15 MHz [1]	10 MHz	5 MHz	3 MHz	1.4 MHz
Low	133222/ 673	133197/ 670.5	133172/ 668	133147/ 665.5		
Mid	**133297/ 680.5**	133297/ 680.5	133297/ 680.5	133297/ 680.5		
High	133372/ 688	133397/ 690.5	133422/ 693	133447/ 695.5		

LTE transmitter and antenna implementation	LTE can transmit from either ANT1, ANT2, ANT3, ANT4, ANT7, ANT8, and ANT9 Then antenna switching is implemented with a physical, "break-before-make" switch such that only one antenna can be used for LTE transmission at a time.
Maximum power reduction (MPR)	**Table 6.2.3-1: Maximum Power Reduction (MPR) for Power Class 1, 2 and 3**

Modulation	Channel bandwidth / Transmission bandwidth (N_{RB})						MPR (dB)
	1.4 MHz	3.0 MHz	5 MHz	10 MHz	15 MHz	20 MHz	
QPSK	> 5	> 4	> 8	> 12	> 16	> 18	≤ 1
16 QAM	≤ 5	≤ 4	≤ 8	≤ 12	≤ 16	≤ 18	≤ 1
16 QAM	> 5	> 4	> 8	> 12	> 16	> 18	≤ 2
64 QAM	≤ 5	≤ 4	≤ 8	≤ 12	≤ 16	≤ 18	≤ 2
64 QAM	> 5	> 4	> 8	> 12	> 16	> 18	≤ 3
256 QAM	≥ 1						≤ 5

MPR Built-in by design
The manufacturer MPR values are always within the 3GPP maximum MPR allowance but may not follow the default MPR values.
A-MPR (additional MPR) was disabled during SAR testing

Spectrum plots for RB configurations	A properly configured base station simulator was used for the SAR and power measurements; therefore, spectrum plots for each RB allocation and offset configuration are not included in the SAR report.

Notes:

1. Maximum bandwidth does not support at least three non-overlapping channels in certain channel bandwidths. When a device supports overlapping channel assignment in a channel bandwidth configuration, the middle channel of the group of overlapping channels should be selected for testing per KDB 941225 D05 SAR for LTE Devices.
2. LTE band 41 test channels in accordance with October 2014 TCB workshop for all channels bandwidths.
3. SAR Testing for LTE was performed with the same number of RB and RB offsets transmitting on all TTI frames (maximum TTI).

This report shall not be reproduced without the written approval of UL Verification Services Inc.

6.4. LTE (TDD) Considerations

According to KDB 941225 D05 SAR for LTE Devices, for Time-Division Duplex (TDD) systems, SAR must be tested using a fixed periodic duty factor according to the highest transmission duty factor implemented for the device and supported by the defined 3GPP LTE TDD configurations.

LTE TDD Bands support 3GPP TS 36.211 section 4.2 for Type 2 Frame Structure and Table 4.2-2 for uplink-downlink configurations and Table 4.2-1 for Special subframe configurations.

Table 4.2-1: Configuration of special subframe (lengths of DwPTS/GP/UpPTS)

Special subframe configuration	Normal cyclic prefix in downlink			Extended cyclic prefix in downlink		
	DwPTS	UpPTS		DwPTS	UpPTS	
		Normal cyclic prefix in uplink	Extended cyclic prefix in uplink		Normal cyclic prefix in uplink	Extended cyclic prefix in uplink
0	$6592 \cdot T_s$	$(1+X) \cdot 2192 \cdot T_s$	$(1+X) \cdot 2560 \cdot T_s$	$7680 \cdot T_s$	$(1+X) \cdot 2192 \cdot T_s$	$(1+X) \cdot 2560 \cdot T_s$
1	$19760 \cdot T_s$			$20480 \cdot T_s$		
2	$21952 \cdot T_s$			$23040 \cdot T_s$		
3	$24144 \cdot T_s$			$25600 \cdot T_s$		
4	$26336 \cdot T_s$			$7680 \cdot T_s$	$(2+X) \cdot 2192 \cdot T_s$	$(2+X) \cdot 2560 \cdot T_s$
5	$6592 \cdot T_s$	$(2+X) \cdot 2192 \cdot T_s$	$(2+X) \cdot 2560 \cdot T_s$	$20480 \cdot T_s$		
6	$19760 \cdot T_s$			$23040 \cdot T_s$		
7	$21952 \cdot T_s$			$12800 \cdot T_s$		
8	$24144 \cdot T_s$			-	-	-
9	$13168 \cdot T_s$			-	-	-
10	$13168 \cdot T_s$	$13152 \cdot T_s$	$12800 \cdot T_s$	-	-	-

Table 4.2-2: Uplink-downlink configurations & Calculated Duty Cycle

Uplink-Downlink Configuration	Downlink-to-Uplink Switch-point Periodicity	Subframe Number										Calculated Duty Cycle (%)
		0	1	2	3	4	5	6	7	8	9	
0	5 ms	D	S	U	U	U	D	S	U	U	U	63.3%
1	5 ms	D	S	U	U	D	D	S	U	U	D	43.3%
2	5 ms	D	S	U	D	D	D	S	U	D	D	23.3%
3	10 ms	D	S	U	U	U	D	D	D	D	D	31.7%
4	10 ms	D	S	U	U	D	D	D	D	D	D	21.7%
5	10 ms	D	S	U	D	D	D	D	D	D	D	11.7%
6	5 ms	D	S	U	U	U	D	S	U	U	D	53.3%

Calculated Duty Cycle = Extended cyclic prefix in uplink * (T_s) * # of S + # of U / period

Note(s):

This device supports uplink-downlink configurations 0-6. The configuration with highest duty cycle was used for SAR Testing: configuration 0 at 63.3%(Power Class 3) and configuration 1 at 43.3%(Power Class 2) duty cycle.

This report shall not be reproduced without the written approval of UL Verification Services Inc.

6.5. General 5G NR(FR1) SAR Test and Reporting Considerations

n2	SCS (kHz)	Frequency range: 1850 - 1910 MHz (BW = 60 MHz)												
		Channel Bandwidth (MHz)												
		100	90	80	70	60	50	40	30	25	20	15	10	5
Low	15										372000 /1860	371500 /1857.5	371000 /1855	370500 /1852.5
Mid	15										376000 /1880	376000 /1880	376000 /1880	376000 /1880
High	15										380000 /1900	380500 /1902.5	381000 /1905	381500 /1907.5
n5	SCS (kHz)	Frequency range: 824 - 849 MHz (BW = 25 MHz)												
		Channel Bandwidth (MHz)												
		100	90	80	70	60	50	40	30	25	20	15	10	5
Low	15										166800 /834	166300 /831.5	165800 /829	165300 /826.5
Mid	15										167300 /836.5	167300 /836.5	167300 /836.5	167300 /836.5
High	15										167800 /839	168300 /841.5	168800 /844	169300 /846.5
n7	SCS (kHz)	Frequency range: 2500 - 2570 MHz (BW = 70 MHz)												
		Channel Bandwidth (MHz)												
		100	90	80	70	60	50	40	30	25	20	15	10	5
Low	15							504000 /2520	503000 /2515	502500 /2512.5	502000 /2510	501500 /2507.5	501000 /2505	500500 /2502.5
Mid	15							507000 /2535	507000 /2535	507000 /2535	507000 /2535	507000 /2535	507000 /2535	507000 /2535
High	15							510000 /2550	511000 /2555	511500 /2557.5	512000 /2560	512500 /2562.5	513000 /2565	513500 /2567.5
n12	SCS (kHz)	Frequency range: 699 - 716 MHz (BW = 17 MHz)												
		Channel Bandwidth (MHz)												
		100	90	80	70	60	50	40	30	25	20	15	10	5
Low	15											141300 /706.5	140800 /704	140300 /701.5
Mid	15											141500 /707.5	141500 /707.5	141500 /707.5
High	15											141700 /708.5	142200 /711	142700 /713.5
n14	SCS (kHz)	Frequency range: 788 - 798 MHz (BW = 10 MHz)												
		Channel Bandwidth (MHz)												
		100	90	80	70	60	50	40	30	25	20	15	10	5
Low	15												158600 /793	158100 /790.5
Mid	15												158600 /793	158600 /793
High	15												158600 /793	159100 /795.5
n25	SCS (kHz)	Frequency range: 1850 - 1915 MHz (BW = 65 MHz)												
		Channel Bandwidth (MHz)												
		100	90	80	70	60	50	40	30	25	20	15	10	5
Low	15							374000 /1870	373000 /1865	372500 /1862.5	372000 /1860	371500 /1857.5	371000 /1855	370500 /1852.5
Mid	15							376500 /1882.5	376500 /1882.5	376500 /1882.5	376500 /1882.5	376500 /1882.5	376500 /1882.5	376500 /1882.5
High	15							379000 /1895	380000 /1900	380500 /1902.5	381000 /1905	381500 /1907.5	382000 /1910	382500 /1912.5
n26	SCS (kHz)	Frequency range: 814 - 849 MHz (BW = 35 MHz)												
		Channel Bandwidth (MHz)												
		100	90	80	70	60	50	40	30	25	20	15	10	5
Low	15										164800 /824	164300 /821.5	163800 /819	163300 /816.5
Mid	15										166300 /831.5	166300 /831.5	166300 /831.5	166300 /831.5
High	15										167800 /839	168300 /841.5	168800 /844	169300 /846.5
n30	SCS (kHz)	Frequency range: 2305 - 2315 MHz (BW = 10 MHz)												
		Channel Bandwidth (MHz)												
		100	90	80	70	60	50	40	30	25	20	15	10	5
Low	15													461500 /2307.5
Mid	15												462000 /2310	462000 /2310
High	15													462500 /2312.5
n41	SCS (kHz)	Frequency range: 2496 - 2690 MHz (BW = 194 MHz)												
		Channel Bandwidth (MHz)												
		100	90	80	70	60	50	40	30	25	20	15	10	5
Low	30	509196 /2545.98	508200 /2541	507198 /2535.99	506196 /2530.98	505200 /2526	504198 /2520.99	503196 /2515.98	502200 /2511		501198 /2505.99			
Low -Mid	30	513900 /2569.5	513396 /2566.98	512898 /2564.49	512400 /2562	511896 /2559.48	511398 /2556.99	510900 /2554.5	510396 /2551.98		509898 /2549.49			
Mid	30	518598 /2592.99	518598 /2592.99	518598 /2592.99	518598 /2592.99	518598 /2592.99	518598 /2592.99	518598 /2592.99	518598 /2592.99		518598 /2592.99			
Mid-High	30	523296 /2616.48	523800 /2619	524298 /2621.49	524796 /2623.98	525300 /2626.5	525798 /2628.99	526296 /2631.48	526800 /2634		527298 /2636.49			
High	30	527994 /2639.97	528996 /2644.98	529998 /2649.99	530994 /2654.97	531996 /2659.98	532998 /2664.99	533994 /2669.97	534996 /2674.98		535998 /2679.99			

This report shall not be reproduced without the written approval of UL Verification Services Inc.

n53	SCS (kHz)	Frequency range: 2483.5 - 2495 MHz (BW = 11.5 MHz)												
		Channel Bandwidth (MHz)												
		100	90	80	70	60	50	40	30	25	20	15	10	5
Low	30												497700 /2488.5	
Mid	30												497860 /2489.3	
High	30												498000 /2490	

n66	SCS (kHz)	Frequency range: 1710 - 1780 MHz (BW = 70 MHz)												
		Channel Bandwidth (MHz)												
		100	90	80	70	60	50	40	30	25	20	15	10	5
Low	15							346000 /1730	345000 /1725		344000 /1720	343500 /1717.5	343000 /1715	342500 /1712.5
Mid	15							349000 /1745	349000 /1745		349000 /1745	349000 /1745	349000 /1745	349000 /1745
High	15							352000 /1760	353000 /1765		354000 /1770	354500 /1772.5	355000 /1775	355500 /1777.5

n70	SCS (kHz)	Frequency range: 1695 - 1710 MHz (BW = 15 MHz)												
		Channel Bandwidth (MHz)												
		100	90	80	70	60	50	40	30	25	20	15	10	5
Low	15											340500 /1702.5	340000 /1700	339500 /1697.5
Mid	15											340500 /1702.5	340500 /1702.5	340500 /1702.5
High	15											340500 /1702.5	341000 /1705	341500 /1707.5

n71	SCS (kHz)	Frequency range: 663 - 698 MHz (BW = 35 MHz)												
		Channel Bandwidth (MHz)												
		100	90	80	70	60	50	40	30	25	20	15	10	5
Low	15										134600 /673	134100 /670.5	133600 /668	133100 /665.5
Mid	15										136100 /680.5	136100 /680.5	136100 /680.5	136100 /680.5
High	15										137600 /688	138100 /690.5	138600 /693	139100 /695.5

n77	SCS (kHz)	Block A Frequency range: 3450 - 3550 MHz (BW = 100 MHz)												
		Channel Bandwidth (MHz)												
		100	90	80	70	60	50	40	30	25	20	15	10	5
Low	30	633332 /3499.98	633000 /3495	632666 /3489.99	632332 /3484.98	632000 /3480	631666 /3474.99	631332 /3469.98	631000 /3465		630666 /3459.99	630500 /3457.5	630332 /3454.98	
Mid	30	633332 /3499.98	633332 /3499.98	633332 /3499.98	633332 /3499.98	633332 /3499.98	633332 /3499.98	633332 /3499.98	633332 /3499.98		633332 /3499.98	633332 /3499.98	633332 /3499.98	
High	30	633332 /3499.98	633666 /3504.99	633998 /3509.97	634332 /3514.98	634666 /3519.99	634998 /3524.97	635332 /3529.98	635666 /3534.99		635998 /3539.97	636166 /3542.49	636332 /3544.98	

n77	SCS (kHz)	Block C Frequency range: 3700 - 3980 MHz (BW = 280 MHz)												
		Channel Bandwidth (MHz)												
		100	90	80	70	60	50	40	30	25	20	15	10	5
Low	30	649998 /3749.97	649666 /3744.99	649332 /3739.98	648998 /3734.97	648666 /3729.99	648332 /3724.98	647998 /3719.97	647666 /3714.99		647332 /3709.98	647166 /3707.49	646998 /3704.97	
Low-Mid	30	652998 /3794.97	652832 /3792.48	652666 /3789.99	652498 /3787.47	652332 /3784.98	652166 /3782.49	651998 /3779.97	651832 /3777.48		651666 /3774.99	651582 /3773.73	651498 /3772.47	
Mid	30	656000 /3840	656000 /3840	656000 /3840	656000 /3840	656000 /3840	656000 /3840	656000 /3840	656000 /3840		656000 /3840	656000 /3840	656000 /3840	
Mid-High	30	658998 /3884.97	659166 /3887.49	659332 /3889.98	659498 /3892.47	659666 /3894.99	659832 /3897.48	659998 /3899.97	660166 /3902.49		660332 /3904.98	660416 /3906.24	660498 /3907.47	
High	30	661998 /3929.97	662332 /3934.98	662666 /3939.99	662998 /3944.97	663332 /3949.98	663666 /3954.99	663998 /3959.97	664332 /3964.98		664666 /3969.99	664832 /3972.48	664998 /3974.97	

SCS	15 kHz (n2, n5, n7, n12, n14, n25, n26, n30, n66, n70, n71) 30 kHz (n41, n53, n77)
NR(FR1) transmitter and antenna implementation	Refer to section 7 and Appendix A.
A-MPR(Additional MPR) disabled for SAR testing?	Yes
EN-DC Carrier Aggregation Possible Combinations	
LTE Anchor Bands for NR band n2	LTE Band 5/12/13/14/48/66
LTE Anchor Bands for NR band n5	LTE Band 2/7/30/48/66
LTE Anchor Bands for NR band n7	LTE Band 5/12/66
LTE Anchor Bands for NR band n12	LTE Band 2/30/48/66
LTE Anchor Bands for NR band n14	LTE Band 2/30/66
LTE Anchor Bands for NR band n25	LTE Band 12/48/66
LTE Anchor Bands for NR band n26	N/A
LTE Anchor Bands for NR band n30	LTE Band 5/12/14/66
LTE Anchor Bands for NR band n41	LTE Band 2/4/25/26/41/66
LTE Anchor Bands for NR band n53	LTE Band 48

This report shall not be reproduced without the written approval of UL Verification Services Inc.

LTE Anchor Bands for NR band n66	LTE Band 2/5/7/12/13/14/30/48/71
LTE Anchor Bands for NR band n70	N/A
LTE Anchor Bands for NR band n71	LTE Band 2/7/48/66
LTE Anchor Bands for NR band n77	LTE Band 2/5/7/12/13/14/30/41/66/71

Notes:

1. Maximum bandwidth does not support at least three non-overlapping channels in certain channel bandwidths. When a device supports overlapping channel assignment in a channel bandwidth configuration, the middle channel of the group of overlapping channels should be selected for testing per FCC Guidance.
2. SAR test for NR bands and LTE anchor Bands were performed separately due to limitations in SAR probe calibration factors. And, due to test setup limitations, SAR testing for NR was performed using test mode software to establish the connection.
3. FR1 supported standalone.

This report shall not be reproduced without the written approval of UL Verification Services Inc.

6.6. Time-Average Feature

The equipment under test (EUT) incorporates the Smart Transmit (SmartTX) SAR averaging algorithm provided by Qualcomm for cellular technologies. Smart Transmit controls the Tx power of the cellular-based wireless device in real-time to maintain the time-averaged Tx power, and in turn, time-averaged RF exposure, below the predefined time-average power limit characterized for each technology and band.

The purpose of the Part 1 test in this report is to demonstrate that the EUT meets the FCC SAR limits when transmitting in static transmission scenario at maximum allowable time-averaged power levels.

The Smart Transmit algorithm maintains the time-averaged transmit power, in turn, time-averaged RF exposure of SAR_design_target or PD_design_target, below the predefined time-average power limit, for each characterized technology and band.

Smart Transmit allows the device to transmit at higher power instantaneously as high as P_{max}, when needed, but enforces power limiting to maintain time-averaged transmit power to P_{limit}. Below table shows P_{limit} EFS settings and maximum tune up output power P_{max} configured for this EUT for various transmit conditions (DSI – Device State Index).

The maximum time-averaged output power (dBm) for any 2G/3G/4G/5G NR WWAN technology band, and DSI = minimum of "P_{limit} EFS" and "Maximum tune up output power P_{max}" includes device uncertainty.

SAR values in this report were scaled to the maximum time-averaged output power to determine compliance following KDB 447498 D01.

P_{design}	The power level that corresponds to the exposure design target (SAR_design_target) after accounting for all device design related uncertainties.
P_{limit}	Maximum tune-up output power for SAR Mode A and Mode B
P_{max}	Maximum tune-up output power for RF
SAR Characterization	Table containing P_{limit} for all technologies and bands

This report shall not be reproduced without the written approval of UL Verification Services Inc.

SAR Characterization

Exposure Scenario		factor	Head				Body-worn & Hotspot				P_{max} (dBm) Tune-up power table	
Spatial-average			1g				1g					
Test Distance			0 mm				5 mm					
Power Mode (DSI)			Mode A (DSI=0)				Mode B (DSI=1)					
Antenna	Tech/Band		P_{design} (dBm) corresponding to 10 W/kg (SAR_design_target)	P_{limit} (dBm) Tune-up power table	P_{design} (dBm) corresponding to 10 W/kg (SAR_design_target)	P_{limit} (dBm) Tune-up power table	P_{design} (dBm) corresponding to 10 W/kg (SAR_design_target)	P_{limit} (dBm) Tune-up power table	P_{design} (dBm) corresponding to 10 W/kg (SAR_design_target)	P_{limit} (dBm) Tune-up power table		
	Transmit Average		Burst Average		Frame Average		Burst Average		Frame Average		Burst Average	Frame Average
ANT1	GSM 850 2 slots[1]	0.25	39.51	32.50	33.49	26.48	30.68	30.20	24.66	24.18	32.50	26.48
	GSM 1900 2 slots[1]	0.25	36.87	31.00	30.85	24.98	27.60	26.90	21.58	20.88	31.00	24.98
	W-CDMA B2	1	30.38	25.70	30.38	25.70	21.45	20.90	21.45	20.90	25.70	25.70
	W-CDMA B4	1	33.32	25.20	33.32	25.20	19.38	19.10	19.38	19.10	25.70	25.70
	W-CDMA B5	1	32.98	25.70	32.98	25.70	24.73	24.20	24.73	24.20	25.70	25.70
	LTE Band 5	1	31.98	25.70	31.98	25.70	25.35	24.20	25.35	24.20	25.70	25.70
	LTE Band 7	1	29.45	25.70	29.45	25.70	20.26	20.00	20.26	20.00	25.70	25.70
	LTE Band 12/17	1	33.47	25.70	33.47	25.70	25.42	24.90	25.42	24.90	25.70	25.70
	LTE Band 13	1	32.49	25.70	32.49	25.70	24.74	24.10	24.74	24.10	25.70	25.70
	LTE Band 14	1	33.21	25.70	33.21	25.70	24.85	24.10	24.85	24.10	25.70	25.70
	LTE Band 25/2	1	30.37	25.70	30.37	25.70	21.29	20.90	21.29	20.90	25.70	25.70
	LTE Band 26	1	32.14	25.70	32.14	25.70	25.44	24.20	25.44	24.20	25.70	25.70
	LTE Band 30	1	29.61	25.20	29.61	25.20	20.50	20.00	20.50	20.00	25.20	25.20
	LTE Band 41[1]	0.633	33.59	25.70	31.60	23.71	22.24	22.00	20.25	20.01	25.70	23.71
	LTE Band 53	0.633	31.02	20.70	29.04	18.71	21.49	20.70	19.50	18.71	20.70	18.71
	LTE Band 66/4	1	31.28	25.20	31.28	25.20	19.39	19.10	19.39	19.10	25.70	25.70
	LTE Band 71	1	33.96	25.70	33.96	25.70	26.54	25.70	26.54	25.70	25.70	25.70
	NR n5	1	31.80	25.70	31.80	25.70	25.04	24.20	25.04	24.20	25.70	25.70
	NR n7	1	29.93	25.70	29.93	25.70	20.42	20.00	20.42	20.00	25.70	25.70
	NR n12	1	33.16	25.70	33.16	25.70	25.56	24.90	25.56	24.90	25.70	25.70
	NR n14	1	33.30	25.70	33.30	25.70	25.18	24.10	25.18	24.10	25.70	25.70
	NR n25/2	1	30.59	25.70	30.59	25.70	21.27	20.90	21.27	20.90	25.70	25.70
	NR n26	1	32.11	25.70	32.11	25.70	24.91	24.20	24.91	24.20	25.70	25.70
	NR n30	1	31.84	25.20	31.84	25.20	20.49	20.00	20.49	20.00	25.20	25.20
	NR n41[1]	1	30.08	25.70	30.08	25.70	20.61	20.00	20.61	20.00	25.70	25.70
	NR n53[1]	1	27.42	20.70	27.42	20.70	19.48	19.20	19.48	19.20	20.70	20.70
	NR n66	1	31.31	25.20	31.31	25.20	19.71	19.10	19.71	19.10	25.70	25.70
	NR n70	1	30.58	25.20	30.58	25.20	19.46	19.10	19.46	19.10	25.70	25.70
	NR n71	1	34.10	25.70	34.10	25.70	26.54	25.70	26.54	25.70	25.70	25.70

Exposure Scenario		factor	Head				Body-worn & Hotspot				P_{max} (dBm) Tune-up power table	
Spatial-average			1g				1g					
Test Distance			0 mm				5 mm					
Power Mode (DSI)			Mode A (DSI=0)				Mode B (DSI=1)					
Antenna	Tech/Band		P_{design} (dBm) corresponding to 10 W/kg (SAR_design_target)	P_{limit} (dBm) Tune-up power table	P_{design} (dBm) corresponding to 10 W/kg (SAR_design_target)	P_{limit} (dBm) Tune-up power table	P_{design} (dBm) corresponding to 10 W/kg (SAR_design_target)	P_{limit} (dBm) Tune-up power table	P_{design} (dBm) corresponding to 10 W/kg (SAR_design_target)	P_{limit} (dBm) Tune-up power table		
	Transmit Average		Burst Average		Frame Average		Burst Average		Frame Average		Burst Average	Frame Average
ANT2	GSM 850 2 slots[1]	0.25	29.49	29.00	23.47	22.98	31.44	30.50	25.42	24.48	30.50	24.48
	GSM 1900 2 slots[1]	0.25	27.99	26.60	21.97	20.58	26.97	26.70	20.95	20.68	28.50	22.48
	W-CDMA B2	1	20.90	20.60	20.90	20.60	21.17	20.70	21.17	20.70	23.40	23.40
	W-CDMA B4	1	23.05	22.60	23.05	22.60	23.96	23.00	23.96	23.00	23.40	23.40
	W-CDMA B5	1	23.85	23.00	23.85	23.00	25.06	24.50	25.06	24.50	24.70	24.70
	LTE Band 5	1	23.54	23.00	23.54	23.00	25.21	24.50	25.21	24.50	24.70	24.70
	LTE Band 7	1	19.25	18.90	19.25	18.90	20.54	20.20	20.54	20.20	23.70	23.70
	LTE Band 12/17	1	24.03	23.50	24.03	23.50	26.14	24.70	26.14	24.70	24.70	24.70
	LTE Band 13	1	23.42	22.80	23.42	22.80	25.49	24.70	25.49	24.70	24.70	24.70
	LTE Band 14	1	23.31	22.80	23.31	22.80	25.33	24.70	25.33	24.70	24.70	24.70
	LTE Band 25/2	1	20.89	20.60	20.89	20.60	21.02	20.70	21.02	20.70	23.40	23.40
	LTE Band 26	1	23.25	23.00	23.25	23.00	25.06	24.50	25.06	24.50	24.70	24.70
	LTE Band 30	1	17.69	17.00	17.69	17.00	19.13	18.60	19.13	18.60	23.70	23.70
	LTE Band 41[1]	0.633	22.43	21.00	20.45	19.01	22.43	21.40	20.44	19.41	25.70	23.71
	LTE Band 53	0.633	22.11	20.70	20.12	18.71	22.65	20.70	20.66	18.71	20.70	18.71
	LTE Band 66/4	1	22.89	22.60	22.89	22.60	23.30	23.00	23.30	23.00	25.70	25.70
	LTE Band 71	1	23.90	22.70	23.90	22.70	26.28	24.70	26.28	24.70	24.70	24.70
	NR n5	1	23.57	23.00	23.57	23.00	25.51	24.50	25.51	24.50	24.70	24.70
	NR n7	1	19.52	18.90	19.52	18.90	20.56	20.20	20.56	20.20	23.70	23.70
	NR n12	1	24.16	23.50	24.16	23.50	27.44	24.70	27.44	24.70	24.70	24.70
	NR n14	1	23.69	22.80	23.69	22.80	25.60	24.70	25.60	24.70	24.70	24.70
	NR n25/2	1	20.96	20.60	20.96	20.60	21.17	20.70	21.17	20.70	23.40	23.40
	NR n26	1	24.43	23.00	24.43	23.00	25.47	24.50	25.47	24.50	24.70	24.70
	NR n30	1	17.81	17.00	17.81	17.00	18.95	18.60	18.95	18.60	23.70	23.70
	NR n41[1]	1	19.54	19.00	19.54	19.00	19.88	19.40	19.88	19.40	25.70	25.70
	NR n53[1]	1	19.99	18.70	19.99	18.70	20.15	18.70	20.15	18.70	20.70	20.70
	NR n66	1	23.49	22.60	23.49	22.60	23.53	23.00	23.53	23.00	25.70	25.70
	NR n70	1	23.02	22.60	23.02	22.60	23.48	23.00	23.48	23.00	25.70	25.70
	NR n71	1	23.41	22.70	23.41	22.70	26.77	24.70	26.77	24.70	24.70	24.70

This report shall not be reproduced without the written approval of UL Verification Services Inc.

Exposure Scenario			Head				Body-worn & Hotspot				P_{max} (dBm) Tune-up power table	
Spatial-average			1g				1g					
Test Distance			0 mm				5 mm					
Power Mode (DSI)		factor	Mode A (DSI=0)				Mode B (DSI=1)					
Antenna	Tech/Band		P_{design} (dBm) corresponding to 10 W/kg (SAR_design_target)	P_{limit} (dBm) Tune-up power table	P_{design} (dBm) corresponding to 10 W/kg (SAR_design_target)	P_{limit} (dBm) Tune-up power table	P_{design} (dBm) corresponding to 10 W/kg (SAR_design_target)	P_{limit} (dBm) Tune-up power table	P_{design} (dBm) corresponding to 10 W/kg (SAR_design_target)	P_{limit} (dBm) Tune-up power table		
	Transmit Average		Burst Average		Frame Average		Burst Average		Frame Average		Burst Average	Frame Average
ANT3	GSM 1900 2 slots[1]	0.25	32.94	29.50	26.92	23.48	26.55	25.90	20.53	19.88	30.50	24.48
	W-CDMA B2	1	25.92	23.50	25.92	23.50	20.43	19.90	20.43	19.90	25.50	25.50
	W-CDMA B4	1	30.12	24.60	30.12	24.60	21.60	21.30	21.60	21.30	25.50	25.50
	LTE Band 7	1	28.07	23.80	28.07	23.80	19.54	19.20	19.54	19.20	25.00	25.00
	LTE Band 25/2	1	27.99	23.50	27.99	23.50	20.17	19.90	20.17	19.90	25.50	25.50
	LTE Band 30	1	26.47	23.60	26.47	23.60	20.31	19.90	20.31	19.90	23.80	23.80
	LTE Band 41[1]	0.633	29.88	25.60	27.90	23.61	22.96	21.00	20.98	19.01	25.70	23.71
	LTE Band 66/4	1	29.44	24.60	29.44	24.60	21.59	21.30	21.59	21.30	25.50	25.50
	NR n7	1	27.41	23.80	27.41	23.80	19.49	19.20	19.49	19.20	25.00	25.00
	NR n25/2	1	27.18	23.50	27.18	23.50	20.58	19.90	20.58	19.90	25.50	25.50
	NR n30	1	26.81	23.60	26.81	23.60	20.35	19.90	20.35	19.90	23.80	23.80
	NR n41[1]	1	27.28	23.60	27.28	23.60	19.57	19.00	19.57	19.00	25.70	25.70
	NR n66	1	29.06	24.60	29.06	24.60	21.62	21.30	21.62	21.30	25.50	25.50
	NR n70	1	29.04	24.60	29.04	24.60	21.94	21.30	21.94	21.30	25.50	25.50

Exposure Scenario			Head				Body-worn & Hotspot				P_{max} (dBm) Tune-up power table	
Spatial-average			1g				1g					
Test Distance			0 mm				5 mm					
Power Mode (DSI)		factor	Mode A (DSI=0)				Mode B (DSI=1)					
Antenna	Tech/Band		P_{design} (dBm) corresponding to 10 W/kg (SAR_design_target)	P_{limit} (dBm) Tune-up power table	P_{design} (dBm) corresponding to 10 W/kg (SAR_design_target)	P_{limit} (dBm) Tune-up power table	P_{design} (dBm) corresponding to 10 W/kg (SAR_design_target)	P_{limit} (dBm) Tune-up power table	P_{design} (dBm) corresponding to 10 W/kg (SAR_design_target)	P_{limit} (dBm) Tune-up power table		
	Transmit Average		Burst Average		Frame Average		Burst Average		Frame Average		Burst Average	Frame Average
ANT4	GSM 1900 2 slots[1]	0.25	25.71	25.40	19.69	19.38	26.57	26.20	20.55	20.18	28.00	21.98
	W-CDMA B2	1	19.89	19.40	19.89	19.40	20.57	20.20	20.57	20.20	23.40	23.40
	W-CDMA B4	1	20.41	19.80	20.41	19.80	20.79	20.10	20.79	20.10	23.40	23.40
	LTE Band 7	1	18.16	17.80	18.16	17.80	17.95	17.60	17.95	17.60	23.20	23.20
	LTE Band 25/2	1	19.86	19.40	19.86	19.40	20.60	20.20	20.60	20.20	23.40	23.40
	LTE Band 30	1	20.79	20.30	20.79	20.30	20.17	19.90	20.17	19.90	23.20	23.20
	LTE Band 41[1]	0.633	19.77	19.50	17.79	17.51	20.00	19.70	18.02	17.71	25.70	23.71
	LTE Band 48[1]	0.633	23.01	22.60	21.02	20.61	22.67	22.30	20.69	20.31	24.40	22.41
	LTE Band 66/4	1	20.16	19.80	20.16	19.80	20.48	20.10	20.48	20.10	25.20	25.20
	NR n7	1	18.10	17.80	18.10	17.80	18.41	17.60	18.41	17.60	23.20	23.20
	NR n25/2	1	20.07	19.40	20.07	19.40	20.64	20.20	20.64	20.20	23.40	23.40
	NR n30	1	21.16	20.30	21.16	20.30	20.47	19.90	20.47	19.90	23.20	23.20
	NR n41[1]	1	18.02	17.50	18.02	17.50	17.98	17.70	17.98	17.70	25.70	25.70
	NR n66	1	20.25	19.80	20.25	19.80	20.57	20.10	20.57	20.10	25.20	25.20
	NR n70	1	20.14	19.80	20.14	19.80	20.56	20.10	20.56	20.10	25.20	25.20
	NR n77[1]	1	19.83	19.50	19.83	19.50	19.37	19.10	19.37	19.10	25.50	25.50

Exposure Scenario			Head				Body-worn & Hotspot				P_{max} (dBm) Tune-up power table	
Spatial-average			1g				1g					
Test Distance			0 mm				5 mm					
Power Mode (DSI)		factor	Mode A (DSI=0)				Mode B (DSI=1)					
Antenna	Tech/Band		P_{design} (dBm) corresponding to 10 W/kg (SAR_design_target)	P_{limit} (dBm) Tune-up power table	P_{design} (dBm) corresponding to 10 W/kg (SAR_design_target)	P_{limit} (dBm) Tune-up power table	P_{design} (dBm) corresponding to 10 W/kg (SAR_design_target)	P_{limit} (dBm) Tune-up power table	P_{design} (dBm) corresponding to 10 W/kg (SAR_design_target)	P_{limit} (dBm) Tune-up power table		
	Transmit Average		Burst Average		Frame Average		Burst Average		Frame Average		Burst Average	Frame Average
ANT7	LTE Band 48[1]	0.633	31.89	25.30	29.90	23.31	22.67	22.40	20.68	20.41	25.30	23.31
	NR n77[1]	1	31.48	25.70	31.48	25.70	19.76	19.50	19.76	19.50	25.70	25.70

Exposure Scenario			Head				Body-worn & Hotspot				P_{max} (dBm) Tune-up power table	
Spatial-average			1g				1g					
Test Distance			0 mm				5 mm					
Power Mode (DSI)		factor	Mode A (DSI=0)				Mode B (DSI=1)					
Antenna	Tech/Band		Pdesign (dBm) corresponding to 1.0 W/kg (SAR_design_targe	Plimit (dBm) Tune-up power table	Pdesign (dBm) corresponding to 1.0 W/kg (SAR_design_targe	Plimit (dBm) Tune-up power table	Pdesign (dBm) corresponding to 1.0 W/kg (SAR_design_targe	Plimit (dBm) Tune-up power table	Pdesign (dBm) corresponding to 1.0 W/kg (SAR_design_targe	Plimit (dBm) Tune-up power table		
	Transmit Average		Burst Average		Frame Average		Burst Average		Frame Average		Burst Average	Frame Average
ANT8	LTE Band 48[1]	0.633	23.73	23.40	21.74	21.41	23.00	22.70	21.01	20.71	25.30	23.31
	NR n77[1]	1	22.05	19.80	22.05	19.80	20.61	19.60	20.61	19.60	25.70	25.70

Exposure Scenario			Head				Body-worn & Hotspot				P_{max} (dBm) Tune-up power table	
Spatial-average			1g				1g					
Test Distance			0 mm				5 mm					
Power Mode (DSI)		factor	Mode A (DSI=0)				Mode B (DSI=1)					
Antenna	Tech/Band		Pdesign (dBm) corresponding to 1.0 W/kg (SAR_design_targe	Plimit (dBm) Tune-up power table	Pdesign (dBm) corresponding to 1.0 W/kg (SAR_design_targe	Plimit (dBm) Tune-up power table	Pdesign (dBm) corresponding to 1.0 W/kg (SAR_design_targe	Plimit (dBm) Tune-up power table	Pdesign (dBm) corresponding to 1.0 W/kg (SAR_design_targe	Plimit (dBm) Tune-up power table		
	Transmit Average		Burst Average		Frame Average		Burst Average		Frame Average		Burst Average	Frame Average
ANT9	LTE Band 48[1]	0.633	32.94	26.00	30.96	24.01	24.99	24.70	23.00	22.71	26.00	24.01
	NR n77[1]	1	30.07	25.30	30.07	25.30	21.72	19.90	21.72	19.90	25.70	25.70

Note(s):

1. All P_{limit} EFS and maximum tune up output P_{max} levels entered in above Table correspond to average power levels after accounting for duty cycle in the case of TDD modulation schemes (for e.g., GSM & LTE TDD).

This report shall not be reproduced without the written approval of UL Verification Services Inc.

2. Measurement Condition: All conducted power and SAR measurements in this report (Part 1 test) were performed by setting Reserve_power_margin (Smart Transmit EFS entry) to 0 dB.
3. Only P_{limit} is considered for SAR Evaluation.

This report shall not be reproduced without the written approval of UL Verification Services Inc.

7. RF Exposure Conditions (Test Configurations)

This device has a total of 9 antennas. From Front of the device, antennas and supported frequencies are described and located as follows:

Antenna	Band	Rear	Front	Edge 1 (Top Edge)	Edge 2 (Right Edge)	Edge 3 (Bottom Edge)	Edge 4 (Left Edge)
ANT1	GSM 850/1900 WCDMA B2/4/5 LTE B2/4/5/7/12/13/14/17/25/26/30/41/53/66/71 5G(FR1) n2/n5/n7/n12/n14/n25/n26/n30/n41/n53n66/n70/n71 MSS (L-Band)	Yes	Yes	No	Yes	Yes	Yes
ANT2	GSM 850/1900 WCDMA B2/4/5 LTE B2/4/5/7/12/13/14/17/25/26/30/41/53/66/71 5G(FR1) n2/n5/n7/n12/n14/n25/n26/n30/n41/n53n66/n70/n71	Yes	Yes	Yes	Yes	No	Yes
ANT3	GSM 1900 WCDMA B2/4 LTE B2/4/7/25/30/41/66 5G(FR1) n2/n7/n25/n30/n41/n66/n70 Wi-Fi 2.4GHz Bluetooth	Yes	Yes	No	No	Yes	Yes
ANT4	GSM 1900 WCDMA B2/4 LTE B2/4/7/25/30/41/48/66 5G(FR1) n2/n7/n25/n30/n41/n66/n70/n77 MSS (L-Band) Wi-Fi 2.4GHz Bluetooth	Yes	Yes	Yes	Yes	No	No
ANT5	Wi-Fi 5GHz	Yes	Yes	No	No	Yes	Yes
ANT6	Wi-Fi 5GHz	Yes	Yes	Yes	No	No	Yes
ANT7	LTE B48 5G(FR1) n77	Yes	Yes	No	Yes	Yes	No
ANT8	LTE B48 5G(FR1) n77	Yes	Yes	Yes	No	No	Yes
ANT9	LTE B48 5G(FR1) n77	Yes	Yes	No	No	Yes	Yes

Note(s):

1. SAR is not required because the distance from the antenna to the edge is > 25 mm as per KDB 941225 D06 Hotspot Mode.
2. The Body-worn minimum separation distance is 5 mm. To cover both body-worn and hotspot RF exposure conditions testing was performed at a separation distance of 5 mm.

This report shall not be reproduced without the written approval of UL Verification Services Inc.

8. Dielectric Property Measurements & System Check

8.1. Dielectric Property Measurements

The temperature of the tissue-equivalent medium used during measurement must also be within 18°C to 25°C and within ± 2°C of the temperature when the tissue parameters are characterized.

The dielectric parameters must be measured before the tissue-equivalent medium is used in a series of SAR measurements. The parameters should be re-measured after each 3 – 4 days of use; or earlier if the dielectric parameters can become out of tolerance; for example, when the parameters are marginal at the beginning of the measurement series.

Tissue dielectric parameters were measured at the low, middle and high frequency of each operating frequency range of the test device.

The dielectric constant (εr) and conductivity (σ) of typical tissue-equivalent media recipes are expected to be within ± 5% of the required target values; but for SAR measurement systems that have implemented the SAR error compensation algorithms documented in IEC/IEEE 62209-1528, to automatically compensate the measured SAR results for deviations between the measured and required tissue dielectric parameters, the tolerance for εr and σ may be relaxed to ± 10%. This is limited to frequencies ≤ 3 GHz.

Tissue Dielectric Parameters

FCC KDB 865664 D01 SAR Measurement 100 MHz to 6 GHz

Target Frequency (MHz)	Head		Body	
	ε_r	σ (S/m)	ε_r	σ (S/m)
150	52.3	0.76	61.9	0.80
300	45.3	0.87	58.2	0.92
450	43.5	0.87	56.7	0.94
835	41.5	0.90	55.2	0.97
900	41.5	0.97	55.0	1.05
915	41.5	0.98	55.0	1.06
1450	40.5	1.20	54.0	1.30
1610	40.3	1.29	53.8	1.40
1800 – 2000	40.0	1.40	53.3	1.52
2450	39.2	1.80	52.7	1.95
3000	38.5	2.40	52.0	2.73
5000	36.2	4.45	49.3	5.07
5100	36.1	4.55	49.1	5.18
5200	36.0	4.66	49.0	5.30
5300	35.9	4.76	48.9	5.42
5400	35.8	4.86	48.7	5.53
5500	35.6	4.96	48.6	5.65
5600	35.5	5.07	48.5	5.77
5700	35.4	5.17	48.3	5.88
5800	35.3	5.27	48.2	6.00

This report shall not be reproduced without the written approval of UL Verification Services Inc.

IEC/IEEE 62209-1528

Table 2 – Dielectric properties of the tissue-equivalent medium

Frequency MHz	Real part of the complex relative permittivity, ε_r'	Conductivity, σ S/m	Penetration depth (E-field), δ mm
4	*55,0*	*0,75*	293,0
13	*55,0*	*0,75*	165,5
30	55,0	0,75	112,8
150	52,3	0,76	62,0
300	45,3	0,87	46,1
450	43,5	0,87	43,0
750	*41,9*	*0,89*	39,8
835	41,5	0,90	39,0
900	41,5	0,97	36,2
1 450	40,5	1,20	28,6
1 800	40,0	1,40	24,3
1 900	40,0	1,40	24,3
1 950	40,0	1,40	24,3
2 000	40,0	1,40	24,3
2 100	*39,8*	*1,49*	22,8
2 450	39,2	1,80	18,7
2 600	*39,0*	*1,96*	17,2
3 000	38,5	2,40	14,0
3 500	*37,9*	*2,91*	11,4
4 000	*37,4*	*3,43*	10,0
4 500	*36,8*	*3,94*	9,7
5 000	*36,2*	*4,45*	1,5
5 200	*36,0*	*4,66*	8,4
5 400	*35,8*	*4,86*	8,1
5 600	*35,5*	*5,07*	7,5
5 800	35,3	5,27	7,3
6 000	*35,1*	*5,48*	7,0
6 500	*34,5*	*6,07*	6,7
7 000	*33,9*	*6,65*	6,4
7 500	*33,3*	*7,24*	6,1
8 000	*32,7*	*7,84*	5,9
8 500	*32,1*	*8,46*	5,3
9 000	*31,6*	*9,08*	4,8
9 500	*31,0*	*9,71*	4,4
10 000	*30,4*	*10,40*	4,0

NOTE For convenience, permittivity and conductivity values are linearly interpolated for frequencies that are not a part of the original data from Drossos et al. [2]. They are shown in italics in Table 2. The italicized values are linearly interpolated (below 5800 MHz) or extrapolated (above 5800 MHz) from the non-italicized values that are immediately above and below these values.

This report shall not be reproduced without the written approval of UL Verification Services Inc.

Dielectric Property Measurements Results:

SAR Lab	Date	Band (MHz)	Tissue Type	Frequency (MHz)	Relative Permittivity (εr)			Conductivity (σ)		
					Measured	Target	Delta	Measured	Target	Delta
A	6/19/2022	1900	Head	1900	38.51	40.00	-3.73%	1.39	1.40	-1.00%
				1850	38.60	40.00	-3.50%	1.36	1.40	-2.93%
				1920	38.48	40.00	-3.80%	1.40	1.40	-0.21%
A	6/23/2022	1900	Head	1900	39.75	40.00	-0.63%	1.46	1.40	4.07%
				1850	39.84	40.00	-0.40%	1.43	1.40	2.07%
				1920	39.72	40.00	-0.70%	1.47	1.40	4.79%
A	6/26/2022	1900	Head	1900	39.30	40.00	-1.75%	1.44	1.40	3.14%
				1850	39.43	40.00	-1.43%	1.42	1.40	1.29%
				1920	39.25	40.00	-1.88%	1.46	1.40	4.00%
A	6/30/2022	1900	Head	1900	38.56	40.00	-3.60%	1.45	1.40	3.21%
				1850	38.71	40.00	-3.23%	1.42	1.40	1.64%
				1920	38.50	40.00	-3.75%	1.45	1.40	3.71%
A	7/3/2022	1900	Head	1900	39.88	40.00	-0.30%	1.36	1.40	-2.64%
				1850	38.94	40.00	-2.65%	1.34	1.40	-4.50%
				1920	38.87	40.00	-2.83%	1.37	1.40	-1.86%
A	7/7/2022	1900	Head	1900	38.20	40.00	-4.50%	1.46	1.40	4.00%
				1850	38.33	40.00	-4.18%	1.43	1.40	1.79%
				1920	38.17	40.00	-4.58%	1.47	1.40	4.86%
A	7/10/2022	1900	Head	1900	39.32	40.00	-1.70%	1.45	1.40	3.79%
				1850	39.39	40.00	-1.53%	1.42	1.40	1.71%
				1920	39.30	40.00	-1.75%	1.47	1.40	4.64%

This report shall not be reproduced without the written approval of UL Verification Services Inc.

SAR Lab	Date	Band (MHz)	Tissue Type	Frequency (MHz)	Relative Permittivity (εr)			Conductivity (σ)		
					Measured	Target	Delta	Measured	Target	Delta
B	6/16/2022	1750	Head	1750	38.41	40.08	-4.18%	1.40	1.37	2.56%
				1695	38.49	40.17	-4.18%	1.37	1.34	2.69%
				1755	38.40	40.08	-4.18%	1.41	1.37	2.57%
B	6/19/2022	1750	Head	1750	39.09	40.08	-2.48%	1.32	1.37	-3.36%
				1695	39.16	40.17	-2.51%	1.30	1.34	-3.14%
				1755	39.08	40.08	-2.49%	1.33	1.37	-3.41%
B	6/23/2022	1750	Head	1750	40.57	40.08	1.21%	1.39	1.37	1.39%
				1695	40.67	40.17	1.25%	1.35	1.34	1.05%
				1755	40.56	40.08	1.21%	1.39	1.37	1.47%
B	6/26/2022	1750	Head	1750	38.93	40.08	-2.88%	1.40	1.37	2.49%
				1695	39.02	40.17	-2.86%	1.37	1.34	2.40%
				1755	38.92	40.08	-2.89%	1.41	1.37	2.49%
B	6/30/2022	1750	Head	1750	39.14	40.08	-2.36%	1.35	1.37	-1.09%
				1695	39.21	40.17	-2.39%	1.33	1.34	-0.97%
				1755	39.14	40.08	-2.34%	1.35	1.37	-1.30%
B	7/3/2022	1750	Head	1750	38.72	40.08	-3.40%	1.39	1.37	1.54%
				1695	38.82	40.17	-3.36%	1.36	1.34	1.50%
				1755	38.71	40.08	-3.41%	1.39	1.37	1.55%
B	7/7/2022	1750	Head	1750	38.18	40.08	-4.75%	1.41	1.37	2.63%
				1695	38.30	40.17	-4.65%	1.38	1.34	3.22%
				1755	38.16	40.08	-4.78%	1.41	1.37	2.64%
B	7/10/2022	1750	Head	1750	38.31	40.08	-4.43%	1.40	1.37	2.05%
				1695	38.35	40.17	-4.53%	1.36	1.34	1.87%
				1755	38.30	40.08	-4.43%	1.40	1.37	2.13%
B	7/17/2022	1750	Head	1750	39.59	40.08	-1.23%	1.41	1.37	2.92%
				1695	39.62	40.17	-1.37%	1.38	1.34	2.99%
				1755	39.59	40.08	-1.21%	1.41	1.37	3.00%

This report shall not be reproduced without the written approval of UL Verification Services Inc.

SAR Lab	Date	Band (MHz)	Tissue Type	Frequency (MHz)	Relative Permittivity (εr)			Conductivity (σ)		
					Measured	Target	Delta	Measured	Target	Delta
C	6/16/2022	1900	Head	1900	39.11	40.00	-2.23%	1.43	1.40	2.29%
				1850	39.16	40.00	-2.10%	1.40	1.40	-0.29%
				1920	39.09	40.00	-2.27%	1.44	1.40	3.14%
C	6/19/2022	1750	Head	1750	40.42	40.08	0.84%	1.42	1.37	3.80%
				1695	40.53	40.17	0.90%	1.39	1.34	3.89%
				1755	40.41	40.08	0.83%	1.42	1.37	3.81%
C	6/19/2022	1900	Head	1900	39.07	40.00	-2.33%	1.38	1.40	-1.36%
				1850	39.16	40.00	-2.10%	1.36	1.40	-3.21%
				1920	39.04	40.00	-2.40%	1.39	1.40	-0.57%
C	6/23/2022	1750	Head	1750	38.89	40.08	-2.98%	1.41	1.37	2.85%
				1695	39.00	40.17	-2.91%	1.38	1.34	3.14%
				1755	38.88	40.08	-2.99%	1.41	1.37	2.86%
C	6/23/2022	1900	Head	1900	38.06	40.00	-4.85%	1.38	1.40	-1.64%
				1850	38.17	40.00	-4.58%	1.35	1.40	-3.93%
				1920	38.02	40.00	-4.95%	1.39	1.40	-0.71%
C	6/26/2022	1750	Head	1750	41.35	40.08	3.16%	1.39	1.37	1.68%
				1695	41.46	40.17	3.21%	1.35	1.34	0.83%
				1755	41.34	40.08	3.15%	1.40	1.37	1.69%
C	6/26/2022	1900	Head	1900	38.85	40.00	-2.88%	1.44	1.40	2.57%
				1850	38.91	40.00	-2.73%	1.41	1.40	0.36%
				1920	38.83	40.00	-2.93%	1.45	1.40	3.50%
C	6/30/2022	1900	Head	1900	38.90	40.00	-2.75%	1.38	1.40	-1.43%
				1850	38.81	40.00	-2.97%	1.37	1.40	-2.50%
				1920	38.91	40.00	-2.73%	1.38	1.40	-1.29%
C	6/30/2022	1750	Head	1750	40.24	40.08	0.39%	1.40	1.37	2.12%
				1695	40.25	40.17	0.20%	1.37	1.34	2.40%
				1755	40.24	40.08	0.41%	1.40	1.37	2.13%
C	7/3/2022	1900	Head	1900	38.42	40.00	-3.95%	1.45	1.40	3.36%
				1850	38.47	40.00	-3.83%	1.41	1.40	0.79%
				1920	38.39	40.00	-4.03%	1.46	1.40	4.43%
C	7/3/2022	1750	Head	1750	40.46	40.08	0.94%	1.39	1.37	1.46%
				1695	40.55	40.17	0.95%	1.36	1.34	1.35%
				1755	40.45	40.08	0.93%	1.39	1.37	1.47%
C	7/7/2022	1900	Head	1900	38.50	40.00	-3.75%	1.39	1.40	-0.93%
				1850	38.52	40.00	-3.70%	1.36	1.40	-3.21%
				1920	38.45	40.00	-3.87%	1.40	1.40	0.14%
C	7/7/2022	1750	Head	1750	38.67	40.08	-3.53%	1.42	1.37	3.58%
				1695	38.76	40.17	-3.51%	1.38	1.34	3.29%
				1755	38.65	40.08	-3.56%	1.42	1.37	3.59%
C	7/10/2022	1750	Head	1750	40.04	40.08	-0.11%	1.41	1.37	2.70%
				1695	40.08	40.17	-0.22%	1.37	1.34	2.47%
				1755	40.03	40.08	-0.12%	1.41	1.37	2.71%
C	7/10/2022	1900	Head	1900	41.56	40.00	3.90%	1.42	1.40	1.64%
				1850	41.72	40.00	4.30%	1.39	1.40	-0.86%
				1920	41.54	40.00	3.85%	1.44	1.40	2.57%
C	7/17/2022	1750	Head	1750	38.49	40.08	-3.98%	1.40	1.37	1.90%
				1695	38.51	40.17	-4.13%	1.36	1.34	1.95%
				1755	38.48	40.08	-3.98%	1.40	1.37	1.91%

This report shall not be reproduced without the written approval of UL Verification Services Inc.

SAR Lab	Date	Band (MHz)	Tissue Type	Frequency (MHz)	Relative Permittivity (εr)			Conductivity (σ)		
					Measured	Target	Delta	Measured	Target	Delta
D	6/19/2022	2300	Head	2300	39.80	39.47	0.83%	1.69	1.66	1.64%
				2350	39.72	39.38	0.85%	1.73	1.71	1.19%
				2400	39.62	39.30	0.82%	1.76	1.75	0.71%
D	6/23/2022	2300	Head	2300	37.66	39.47	-4.59%	1.61	1.66	-3.05%
				2350	37.58	39.38	-4.58%	1.65	1.71	-3.50%
				2400	37.49	39.30	-4.60%	1.68	1.75	-4.09%
D	6/30/2022	2300	Head	2300	38.11	39.47	-3.45%	1.65	1.66	-0.77%
				2350	38.07	39.38	-3.34%	1.69	1.71	-1.21%
				2400	38.08	39.30	-3.10%	1.73	1.75	-1.52%
D	7/3/2022	2300	Head	2300	37.93	39.47	-3.91%	1.74	1.66	4.40%
				2350	37.84	39.38	-3.92%	1.78	1.71	4.06%
				2400	37.75	39.30	-3.94%	1.81	1.75	3.56%
D	7/7/2022	2300	Head	2300	37.73	39.47	-4.41%	1.62	1.66	-2.69%
				2350	37.69	39.38	-4.30%	1.65	1.71	-3.55%
				2400	37.51	39.30	-4.55%	1.69	1.75	-3.41%
D	7/10/2022	2300	Head	2300	37.82	39.47	-4.19%	1.74	1.66	4.76%
				2350	37.74	39.38	-4.18%	1.78	1.71	4.23%
				2400	37.63	39.30	-4.24%	1.82	1.75	3.62%
D	7/17/2022	2300	Head	2300	40.42	39.47	2.40%	1.66	1.66	-0.22%
				2350	40.34	39.38	2.43%	1.70	1.71	-0.68%
				2400	40.25	39.30	2.43%	1.73	1.75	-1.35%

SAR Lab	Date	Band (MHz)	Tissue Type	Frequency (MHz)	Relative Permittivity (εr)			Conductivity (σ)		
					Measured	Target	Delta	Measured	Target	Delta
E	6/19/2022	2450	Head	2450	41.15	39.20	4.97%	1.78	1.80	-0.94%
				2400	41.23	39.30	4.92%	1.74	1.75	-0.49%
				2500	41.05	39.14	4.89%	1.82	1.85	-1.89%
E	6/23/2022	2450	Head	2450	39.25	39.20	0.13%	1.83	1.80	1.50%
				2400	39.33	39.30	0.08%	1.79	1.75	2.08%
				2500	39.12	39.14	-0.04%	1.87	1.85	0.86%
E	6/26/2022	2450	Head	2450	37.45	39.20	-4.46%	1.77	1.80	-1.44%
				2400	37.56	39.30	-4.42%	1.73	1.75	-1.01%
				2500	37.39	39.14	-4.46%	1.81	1.85	-2.21%
E	6/30/2022	2450	Head	2450	40.27	39.20	2.73%	1.75	1.80	-2.78%
				2400	40.35	39.30	2.68%	1.71	1.75	-2.49%
				2500	40.15	39.14	2.59%	1.80	1.85	-3.19%
E	7/3/2022	2450	Head	2450	38.35	39.20	-2.17%	1.86	1.80	3.17%
				2400	38.50	39.30	-2.03%	1.82	1.75	3.90%
				2500	38.25	39.14	-2.27%	1.90	1.85	2.48%
E	7/7/2022	2450	Head	2450	38.24	39.20	-2.45%	1.84	1.80	2.17%
				2400	38.32	39.30	-2.49%	1.80	1.75	2.70%
				2500	38.19	39.14	-2.42%	1.88	1.85	1.35%
E	7/10/2022	2450	Head	2450	38.45	39.20	-1.91%	1.88	1.80	4.17%
				2400	38.52	39.30	-1.98%	1.84	1.75	4.82%
				2500	38.34	39.14	-2.04%	1.92	1.85	3.29%

This report shall not be reproduced without the written approval of UL Verification Services Inc.

SAR Lab	Date	Band (MHz)	Tissue Type	Frequency (MHz)	Relative Permittivity (εr)			Conductivity (σ)		
					Measured	Target	Delta	Measured	Target	Delta
F	6/16/2022	5250	Head	5250	37.15	35.93	3.39%	4.53	4.70	-3.75%
				5150	37.41	36.05	3.78%	4.41	4.60	-4.22%
				5350	36.91	35.82	3.05%	4.65	4.80	-3.21%
F	6/19/2022	5250	Head	5250	34.94	35.93	-2.76%	4.56	4.70	-3.07%
				5150	35.12	36.05	-2.57%	4.45	4.60	-3.24%
				5350	34.76	35.82	-2.96%	4.67	4.80	-2.90%
F	6/23/2022	5250	Head	5250	34.46	35.93	-4.10%	4.59	4.70	-2.36%
				5150	34.65	36.05	-3.88%	4.48	4.60	-2.60%
				5350	34.28	35.82	-4.30%	4.68	4.80	-2.51%
F	6/26/2022	5250	Head	5250	37.34	35.93	3.92%	4.71	4.70	0.17%
				5150	37.50	36.05	4.03%	4.59	4.60	-0.15%
				5350	37.15	35.82	3.72%	4.83	4.80	0.43%
F	6/30/2022	5250	Head	5250	34.68	35.93	-3.49%	4.53	4.70	-3.66%
				5150	34.95	36.05	-3.04%	4.42	4.60	-3.82%
				5350	34.48	35.82	-3.74%	4.65	4.80	-3.19%
F	7/3/2022	5250	Head	5250	34.59	35.93	-3.74%	4.63	4.70	-1.49%
				5150	34.79	36.05	-3.49%	4.52	4.60	-1.65%
				5350	34.36	35.82	-4.07%	4.73	4.80	-1.63%

SAR Lab	Date	Band (MHz)	Tissue Type	Frequency (MHz)	Relative Permittivity (εr)			Conductivity (σ)		
					Measured	Target	Delta	Measured	Target	Delta
G	6/16/2022	5600	Head	5600	36.06	35.53	1.48%	4.90	5.06	-3.23%
				5500	36.30	35.65	1.83%	4.75	4.96	-4.25%
				5725	35.91	35.39	1.47%	5.05	5.19	-2.60%
G	6/19/2022	5600	Head	5600	36.59	35.53	2.97%	4.83	5.06	-4.47%
				5500	36.74	35.65	3.06%	4.73	4.96	-4.52%
				5725	36.38	35.39	2.79%	4.99	5.19	-3.92%
G	6/23/2022	5600	Head	5600	35.64	35.53	0.30%	5.13	5.06	1.36%
				5500	35.83	35.65	0.51%	5.01	4.96	0.97%
				5725	35.38	35.39	-0.03%	5.28	5.19	1.85%
G	6/26/2022	5600	Head	5600	36.75	35.53	3.42%	5.14	5.06	1.58%
				5500	36.93	35.65	3.60%	5.03	4.96	1.45%
				5725	36.46	35.39	3.02%	5.29	5.19	1.98%
G	6/30/2022	5600	Head	5600	36.65	35.53	3.14%	4.83	5.06	-4.61%
				5500	36.80	35.65	3.23%	4.72	4.96	-4.86%
				5725	36.44	35.39	2.96%	4.97	5.19	-4.17%
G	7/3/2022	5600	Head	5600	35.01	35.53	-1.47%	5.15	5.06	1.81%
				5450	35.23	35.70	-1.33%	5.01	4.91	2.02%
				5750	34.61	35.36	-2.13%	5.33	5.21	2.25%
G	7/10/2022	5600	Head	5600	34.72	35.53	-2.29%	5.14	5.06	1.52%
				5500	34.92	35.65	-2.04%	5.02	4.96	1.25%
				5725	34.49	35.39	-2.55%	5.29	5.19	1.94%

This report shall not be reproduced without the written approval of UL Verification Services Inc.

SAR Lab	Date	Band (MHz)	Tissue Type	Frequency (MHz)	Relative Permittivity (εr)			Conductivity (σ)		
					Measured	Target	Delta	Measured	Target	Delta
H	6/16/2022	5750	Head	5750	36.98	35.36	4.49%	4.99	5.21	-4.37%
				5700	37.07	35.42	4.66%	4.93	5.16	-4.43%
				5850	36.79	35.30	4.22%	5.10	5.32	-4.17%
H	6/19/2022	5750	Head	5750	36.57	35.36	3.41%	5.07	5.21	-2.76%
				5700	36.67	35.42	3.53%	5.02	5.16	-2.84%
				5850	36.44	35.30	3.23%	5.17	5.32	-2.76%
H	6/22/2022	2450	Head	2450	37.87	39.20	-3.39%	1.74	1.80	-3.33%
				2400	37.96	39.30	-3.40%	1.71	1.75	-2.66%
				2500	37.77	39.14	-3.49%	1.77	1.85	-4.48%
H	6/26/2022	5750	Head	5750	35.68	35.36	0.90%	5.06	5.21	-3.01%
				5700	35.80	35.42	1.07%	4.99	5.16	-3.34%
				5850	35.55	35.30	0.71%	5.16	5.32	-2.97%
H	6/29/2022	2300	Head	2300	40.35	39.47	2.22%	1.65	1.66	-1.01%
				2350	40.30	39.38	2.32%	1.69	1.71	-1.33%
				2400	40.25	39.30	2.43%	1.72	1.75	-2.04%
H	7/3/2022	2300	Head	2300	38.43	39.47	-2.64%	1.61	1.66	-3.05%
				2350	38.35	39.38	-2.63%	1.65	1.71	-3.61%
				2400	38.27	39.30	-2.61%	1.68	1.75	-4.38%
H	7/10/2022	5750	Head	5750	36.93	35.36	4.43%	5.27	5.21	1.12%
				5700	37.03	35.42	4.55%	5.21	5.16	0.92%
				5850	36.77	35.30	4.16%	5.39	5.32	1.30%

SAR Lab	Date	Band (MHz)	Tissue Type	Frequency (MHz)	Relative Permittivity (εr)			Conductivity (σ)		
					Measured	Target	Delta	Measured	Target	Delta
1	6/19/2022	2600	Head	2600	38.19	39.0	-2.10%	1.90	1.96	-2.96%
				2495	38.40	39.1	-1.90%	1.82	1.85	-1.77%
				2690	38.01	38.9	-2.28%	1.98	2.06	-3.91%
1	6/23/2022	2600	Head	2600	38.53	39.01	-1.23%	1.89	1.96	-3.47%
				2495	38.74	39.14	-1.03%	1.81	1.85	-1.93%
				2690	38.36	38.90	-1.38%	1.96	2.06	-4.88%
1	6/26/2022	2600	Head	2600	37.22	39.0	-4.59%	1.90	1.96	-3.42%
				2495	37.43	39.1	-4.38%	1.82	1.85	-1.71%
				2690	37.06	38.9	-4.72%	1.96	2.06	-4.83%
1	6/30/2022	2600	Head	2600	37.74	39.01	-3.26%	1.92	1.96	-2.25%
				2495	37.88	39.14	-3.23%	1.83	1.85	-1.01%
				2690	37.57	38.90	-3.41%	2.00	2.06	-3.08%
1	7/14/2022	2600	Head	2600	37.52	39.01	-3.82%	1.93	1.96	-1.89%
				2495	37.77	39.14	-3.51%	1.85	1.85	-0.09%
				2690	37.38	38.90	-3.90%	1.99	2.06	-3.23%

This report shall not be reproduced without the written approval of UL Verification Services Inc.

SAR Lab	Date	Band (MHz)	Tissue Type	Frequency (MHz)	Relative Permittivity (εr)			Conductivity (σ)		
					Measured	Target	Delta	Measured	Target	Delta
2	6/16/2022	2600	Head	2600	38.45	39.01	-1.44%	2.00	1.96	1.88%
				2495	38.67	39.14	-1.21%	1.92	1.85	3.59%
				2690	38.27	38.90	-1.61%	2.08	2.06	0.80%
2	6/20/2022	2600	Head	2600	37.62	39.01	-3.57%	1.94	1.96	-1.13%
				2495	37.82	39.14	-3.38%	1.86	1.85	0.40%
				2690	37.44	38.90	-3.75%	2.01	2.06	-2.35%
2	6/23/2022	2600	Head	2600	40.62	39.01	4.12%	1.97	1.96	0.40%
				2495	40.81	39.14	4.26%	1.88	1.85	1.70%
				2690	40.42	38.90	3.91%	2.05	2.06	-0.46%
2	6/27/2022	2600	Head	2600	37.63	39.01	-3.54%	1.93	1.96	-1.89%
				2495	37.82	39.14	-3.38%	1.84	1.85	-0.36%
				2690	37.45	38.90	-3.72%	1.99	2.06	-3.18%
2	6/30/2022	2600	Head	2600	37.79	39.01	-3.13%	1.92	1.96	-2.05%
				2495	37.95	39.14	-3.05%	1.84	1.85	-0.63%
				2690	37.63	38.90	-3.26%	2.00	2.06	-3.03%

SAR Lab	Date	Band (MHz)	Tissue Type	Frequency (MHz)	Relative Permittivity (εr)			Conductivity (σ)		
					Measured	Target	Delta	Measured	Target	Delta
3	6/16/2022	3500	Head	3500	36.45	37.93	-3.90%	2.85	2.91	-2.01%
				3400	36.65	38.04	-3.66%	2.77	2.81	-1.50%
				3600	36.26	37.82	-4.11%	2.94	3.01	-2.42%
3	6/16/2022	3700	Head	3700	36.06	37.70	-4.35%	3.03	3.12	-2.73%
				3600	36.26	37.82	-4.11%	2.94	3.01	-2.45%
				3800	35.86	37.59	-4.60%	3.12	3.22	-2.97%
3	6/19/2022	3500	Head	3500	37.44	37.93	-1.29%	2.78	2.91	-4.62%
				3400	37.60	38.04	-1.17%	2.69	2.81	-4.10%
				3600	37.28	37.82	-1.42%	2.87	3.01	-4.94%
3	6/19/2022	3700	Head	3700	37.31	37.70	-1.04%	2.97	3.12	-4.82%
				3600	37.46	37.82	-0.94%	2.87	3.01	-4.71%
				3800	37.14	37.59	-1.19%	3.06	3.22	-4.80%
3	6/23/2022	3500	Head	3500	39.53	37.93	4.22%	2.80	2.91	-3.90%
				3400	39.71	38.04	4.38%	2.71	2.81	-3.43%
				3600	39.36	37.82	4.08%	2.89	3.01	-4.28%
3	6/23/2022	3700	Head	3700	39.20	37.70	3.97%	2.98	3.12	-4.50%
				3600	39.36	37.82	4.08%	2.89	3.01	-4.28%
				3800	39.03	37.59	3.84%	3.07	3.22	-4.58%
3	6/26/2022	3500	Head	3500	38.19	37.93	0.69%	2.78	2.91	-4.69%
				3400	38.39	38.04	0.91%	2.69	2.81	-4.28%
				3600	38.00	37.82	0.49%	2.86	3.01	-4.97%
3	6/26/2022	3700	Head	3700	38.05	37.70	0.92%	2.96	3.12	-4.88%
				3600	38.19	37.82	0.99%	2.88	3.01	-4.61%
				3800	37.82	37.59	0.62%	3.06	3.22	-4.99%
3	6/30/2022	3500	Head	3500	39.63	37.93	4.48%	2.77	2.91	-4.83%
				3400	39.81	38.04	4.64%	2.68	2.81	-4.57%
				3600	39.47	37.82	4.38%	2.86	3.01	-4.97%
3	6/30/2022	3700	Head	3700	39.30	37.70	4.24%	2.96	3.12	-4.92%
				3600	39.46	37.82	4.35%	2.87	3.01	-4.81%
				3800	39.14	37.59	4.13%	3.06	3.22	-4.86%

This report shall not be reproduced without the written approval of UL Verification Services Inc.

SAR Lab	Date	Band (MHz)	Tissue Type	Frequency (MHz)	Relative Permittivity (εr)			Conductivity (σ)		
					Measured	Target	Delta	Measured	Target	Delta
4	6/12/2022	3500	Head	3500	37.04	37.93	-2.35%	2.78	2.91	-4.59%
				3400	37.22	38.04	-2.17%	2.70	2.81	-4.07%
				3600	36.85	37.82	-2.55%	2.87	3.01	-4.94%
4	6/13/2022	3900	Head	3900	39.13	37.47	4.42%	3.20	3.32	-3.73%
				3800	39.29	37.59	4.53%	3.10	3.22	-3.68%
				4000	38.97	37.36	4.31%	3.30	3.42	-3.72%
4	6/16/2022	3500	Head	3500	38.94	37.93	2.66%	2.84	2.91	-2.36%
				3400	39.14	38.04	2.88%	2.75	2.81	-2.00%
				3600	38.76	37.82	2.50%	2.94	3.01	-2.55%
4	6/16/2022	3900	Head	3900	38.21	37.47	1.97%	3.23	3.32	-2.62%
				3800	38.38	37.59	2.11%	3.13	3.22	-2.69%
				4000	38.03	37.36	1.80%	3.34	3.42	-2.52%
4	6/19/2022	3500	Head	3500	39.40	37.93	3.88%	2.77	2.91	-4.73%
				3400	39.57	38.04	4.01%	2.69	2.81	-4.28%
				3600	39.24	37.82	3.77%	2.86	3.01	-4.97%
4	6/19/2022	3900	Head	3900	38.79	37.47	3.51%	3.16	3.32	-4.87%
				3800	38.96	37.59	3.65%	3.06	3.22	-4.93%
				4000	38.65	37.36	3.46%	3.26	3.42	-4.83%
4	6/23/2022	3500	Head	3500	39.71	37.93	4.69%	2.84	2.91	-2.39%
				3400	39.89	38.04	4.85%	2.75	2.81	-2.04%
				3600	39.54	37.82	4.56%	2.94	3.01	-2.62%
4	6/23/2022	3900	Head	3900	39.05	37.47	4.21%	3.23	3.32	-2.71%
				3800	39.21	37.59	4.32%	3.13	3.22	-2.78%
				4000	38.89	37.36	4.10%	3.33	3.42	-2.60%
4	6/26/2022	3700	Head	3700	38.58	37.70	2.33%	2.99	3.12	-4.05%
				3600	38.74	37.82	2.44%	2.90	3.01	-3.78%
				3800	38.37	37.59	2.08%	3.08	3.22	-4.24%
4	7/1/2022	2600	Head	2600	38.20	39.01	-2.08%	1.93	1.96	-1.74%
				2495	38.39	39.14	-1.92%	1.84	1.85	-0.52%
				2690	37.99	38.90	-2.33%	2.00	2.06	-2.79%
4	7/3/2022	3500	Head	3500	39.61	37.93	4.43%	2.77	2.91	-4.79%
				3400	39.76	38.04	4.51%	2.68	2.81	-4.46%
				3600	39.45	37.82	4.32%	2.87	3.01	-4.87%
4	7/3/2022	3700	Head	3700	39.31	37.70	4.27%	2.96	3.12	-4.98%
				3600	39.45	37.82	4.32%	2.87	3.01	-4.87%
				3800	39.14	37.59	4.13%	3.06	3.22	-4.93%
4	7/7/2022	3500	Head	3500	38.55	37.93	1.64%	2.83	2.91	-2.97%
				3400	38.74	38.04	1.83%	2.73	2.81	-2.75%
				3600	38.36	37.82	1.44%	2.92	3.01	-3.08%

This report shall not be reproduced without the written approval of UL Verification Services Inc.

SAR Lab	Date	Band (MHz)	Tissue Type	Frequency (MHz)	Relative Permittivity (εr)			Conductivity (σ)		
					Measured	Target	Delta	Measured	Target	Delta
6	6/16/2022	3500	Head	3500	39.48	37.93	4.09%	2.82	2.91	-3.25%
				3400	39.66	38.04	4.25%	2.73	2.81	-2.86%
				3600	39.31	37.82	3.95%	2.91	3.01	-3.48%
6	6/16/2022	3900	Head	3900	38.80	37.47	3.54%	3.21	3.32	-3.49%
				3800	38.97	37.59	3.68%	3.10	3.22	-3.59%
				4000	38.64	37.36	3.43%	3.31	3.42	-3.36%
6	6/19/2022	3500	Head	3500	37.93	37.93	0.00%	2.78	2.91	-4.62%
				3400	38.09	38.04	0.12%	2.69	2.81	-4.21%
				3600	37.78	37.82	-0.09%	2.87	3.01	-4.84%
6	6/19/2022	3900	Head	3900	37.29	37.47	-0.49%	3.17	3.32	-4.54%
				3800	37.46	37.59	-0.34%	3.07	3.22	-4.74%
				4000	37.14	37.36	-0.59%	3.27	3.42	-4.42%
6	6/23/2022	3500	Head	3500	39.69	37.93	4.64%	2.81	2.91	-3.39%
				3400	39.90	38.04	4.88%	2.73	2.81	-2.86%
				3600	39.52	37.82	4.51%	2.90	3.01	-3.75%
6	7/3/2022	3500	Head	3500	38.82	37.93	2.35%	2.81	2.91	-3.52%
				3400	39.00	38.04	2.51%	2.72	2.81	-3.21%
				3600	38.66	37.82	2.23%	2.91	3.01	-3.61%
6	7/11/2022	3500	Head	3500	39.01	37.93	2.85%	2.79	2.91	-4.04%
				3400	39.19	38.04	3.01%	2.71	2.81	-3.57%
				3600	38.84	37.82	2.71%	2.88	3.01	-4.34%

SAR Lab	Date	Band (MHz)	Tissue Type	Frequency (MHz)	Relative Permittivity (εr)			Conductivity (σ)		
					Measured	Target	Delta	Measured	Target	Delta
8	6/19/2022	2450	Head	2450	37.36	39.20	-4.69%	1.78	1.80	-1.22%
				2400	37.48	39.30	-4.62%	1.74	1.75	-0.78%
				2500	37.25	39.14	-4.82%	1.81	1.85	-2.16%
8	6/27/2022	2450	Head	2450	38.33	39.20	-2.22%	1.78	1.80	-1.28%
				2400	38.41	39.30	-2.26%	1.74	1.75	-0.72%
				2500	38.26	39.14	-2.24%	1.81	1.85	-2.16%
8	6/30/2022	2450	Head	2450	38.25	39.20	-2.42%	1.80	1.80	-0.06%
				2400	38.33	39.30	-2.46%	1.76	1.75	0.65%
				2500	38.18	39.14	-2.45%	1.83	1.85	-1.08%
8	7/3/2022	2600	Head	2600	38.76	39.01	-0.64%	1.97	1.96	0.25%
				2495	39.02	39.14	-0.31%	1.88	1.85	1.91%
				2690	38.59	38.90	-0.79%	2.04	2.06	-0.94%
8	7/7/2022	2600	Head	2600	38.64	39.01	-2.90%	1.91	1.96	-2.56%
				2495	38.56	39.14	-2.77%	1.83	1.85	-1.12%
				2690	38.48	38.90	-3.05%	1.99	2.06	-3.62%

This report shall not be reproduced without the written approval of UL Verification Services Inc.

SAR Lab	Date	Band (MHz)	Tissue Type	Frequency (MHz)	Relative Permittivity (εr)			Conductivity (σ)		
					Measured	Target	Delta	Measured	Target	Delta
10	6/14/2022	1750	Head	1750	38.50	40.08	-3.95%	1.36	1.37	-0.95%
				1695	38.58	40.17	-3.96%	1.32	1.34	-1.27%
				1755	38.50	40.08	-3.93%	1.36	1.37	-0.93%
10	6/15/2022	1900	Head	1900	40.41	40.00	1.02%	1.39	1.40	-0.64%
				1850	40.51	40.00	1.28%	1.36	1.40	-2.93%
				1920	40.38	40.00	0.95%	1.40	1.40	0.21%
10	6/16/2022	750	Head	750	41.70	41.96	-0.62%	0.90	0.89	0.42%
				660	42.24	42.42	-0.43%	0.86	0.89	-2.71%
				800	41.56	41.71	-0.35%	0.92	0.90	2.15%
10	6/19/2022	750	Head	750	45.45	41.96	8.31%	0.87	0.89	-2.08%
				660	46.09	42.42	8.64%	0.85	0.89	-4.54%
				800	45.35	41.71	8.74%	0.89	0.90	-0.38%
10	6/27/2022	750	Head	750	40.67	41.96	-3.08%	0.87	0.89	-2.19%
				660	40.96	42.42	-3.45%	0.84	0.89	-4.69%
				800	40.55	41.71	-2.77%	0.89	0.90	-0.45%
10	7/9/2022	750	Head	750	43.52	41.96	3.71%	0.89	0.89	-0.79%
				660	43.94	42.42	3.58%	0.86	0.89	-3.36%
				800	43.47	41.71	4.23%	0.90	0.90	0.45%
10	7/13/2022	750	Head	750	41.27	41.96	-1.65%	0.88	0.89	-1.12%
				660	41.71	42.42	-1.68%	0.85	0.89	-3.72%
				800	41.25	41.71	-1.09%	0.90	0.90	0.21%
10	7/17/2022	750	Head	750	40.93	41.96	-2.46%	0.88	0.89	-1.92%
				660	42.70	42.42	0.65%	0.84	0.89	-4.90%
				800	41.10	41.71	-1.45%	0.89	0.90	-0.86%
10	7/18/2022	3700	Head	3700	39.41	37.70	4.53%	3.00	3.12	-3.70%
				3600	39.60	37.82	4.72%	2.91	3.01	-3.55%
				3800	39.26	37.59	4.45%	3.11	3.22	-3.53%

SAR Lab	Date	Band (MHz)	Tissue Type	Frequency (MHz)	Relative Permittivity (εr)			Conductivity (σ)		
					Measured	Target	Delta	Measured	Target	Delta
11	6/15/2022	835	Head	835	41.04	41.50	-1.11%	0.92	0.90	2.56%
				805	41.16	41.68	-1.25%	0.91	0.90	1.44%
				850	40.98	41.50	-1.25%	0.93	0.92	1.40%
11	6/20/2022	835	Head	835	39.95	41.50	-3.73%	0.89	0.90	-1.32%
				805	39.97	41.68	-4.10%	0.88	0.90	-2.26%
				850	39.94	41.50	-3.76%	0.89	0.92	-2.43%
11	6/23/2022	835	Head	835	43.23	41.50	4.17%	0.91	0.90	1.38%
				805	43.24	41.68	3.74%	0.90	0.90	0.55%
				850	43.22	41.50	4.14%	0.92	0.92	0.32%
11	6/28/2022	835	Head	835	39.67	41.50	-4.41%	0.93	0.90	3.11%
				805	39.78	41.68	-4.56%	0.92	0.90	2.28%
				850	39.64	41.50	-4.48%	0.93	0.92	1.89%
11	7/1/2022	835	Head	835	40.70	41.50	-1.93%	0.91	0.90	0.73%
				805	40.72	41.68	-2.30%	0.92	0.90	2.64%
				850	40.66	41.50	-2.02%	0.93	0.92	1.33%
11	7/13/2022	900	Head	900	40.46	41.50	-2.51%	0.93	0.97	-3.81%
				805	40.95	41.68	-1.75%	0.90	0.90	0.11%
				915	40.45	41.50	-2.53%	0.94	0.98	-4.26%

This report shall not be reproduced without the written approval of UL Verification Services Inc.

SAR Lab	Date	Band (MHz)	Tissue Type	Frequency (MHz)	Relative Permittivity (εr)			Conductivity (σ)		
					Measured	Target	Delta	Measured	Target	Delta
12	6/15/2022	750	Head	750	41.59	41.96	-0.89%	0.89	0.89	-0.30%
				660	41.86	42.42	-1.33%	0.86	0.89	-2.88%
				800	41.50	41.71	-0.49%	0.91	0.90	1.19%
12	6/20/2022	750	Head	750	42.89	41.96	2.21%	0.88	0.89	-1.15%
				660	43.47	42.42	2.47%	0.85	0.89	-4.52%
				800	42.70	41.71	2.39%	0.90	0.90	-0.09%
12	6/27/2022	750	Head	750	39.77	39.77	0.00%	0.88	0.89	-1.78%
				660	40.54	42.42	-4.44%	0.85	0.89	-4.62%
				800	39.66	41.71	-4.90%	0.89	0.90	-1.02%
12	7/6/2022	1640	Head	1640	39.05	40.25	-2.99%	1.27	1.31	-2.98%
				1625	39.06	40.28	-3.02%	1.26	1.30	-2.89%
				1665	39.05	40.22	-2.90%	1.28	1.32	-3.11%
12	7/13/2022	750	Head	750	40.70	41.96	-3.01%	0.87	0.89	-2.09%
				660	40.81	42.42	-3.80%	0.84	0.89	-4.85%
				800	40.63	41.71	-2.58%	0.89	0.90	-0.69%
12	7/14/2022	1640	Head	1640	39.07	40.25	-2.94%	1.26	1.31	-3.82%
				1625	39.12	40.28	-2.87%	1.25	1.30	-3.66%
				1665	39.02	40.22	-2.97%	1.27	1.32	-4.24%

SAR Lab	Date	Band (MHz)	Tissue Type	Frequency (MHz)	Relative Permittivity (εr)			Conductivity (σ)		
					Measured	Target	Delta	Measured	Target	Delta
13	6/16/2022	835	Head	835	40.22	41.50	-3.08%	0.91	0.90	1.28%
				805	40.25	41.68	-3.43%	0.90	0.90	0.00%
				850	40.17	41.50	-3.20%	0.92	0.92	0.30%
13	6/27/2022	835	Head	835	39.59	41.50	-4.60%	0.93	0.90	3.03%
				805	39.62	41.68	-4.94%	0.92	0.90	1.99%
				850	39.54	41.50	-4.72%	0.93	0.92	1.92%
13	7/9/2022	835	Head	835	40.63	41.50	-2.10%	0.90	0.90	0.52%
				805	40.66	41.68	-2.45%	0.90	0.90	0.04%
				850	40.63	41.50	-2.10%	0.91	0.92	-0.45%
13	7/13/2022	900	Head	900	40.13	41.50	-3.30%	0.94	0.97	-2.77%
				805	40.48	41.68	-2.88%	0.91	0.90	1.34%
				915	40.07	41.50	-3.45%	0.95	0.98	-3.30%

This report shall not be reproduced without the written approval of UL Verification Services Inc.

8.2. System Check

SAR system verification is required to confirm measurement accuracy, according to the tissue dielectric media, probe calibration points and other system operating parameters required for measuring the SAR of a test device. The system verification must be performed for each frequency band and within the valid range of each probe calibration point required for testing the device. The same SAR probe(s) and tissue-equivalent media combinations used with each specific SAR system for system verification must be used for device testing. When multiple probe calibration points are required to cover substantially large transmission bands, independent system verifications are required for each probe calibration point. A system verification must be performed before each series of SAR measurements using the same probe calibration point and tissue-equivalent medium. Additional system verification should be considered according to the conditions of the tissue-equivalent medium and measured tissue dielectric parameters, typically every three to four days when the liquid parameters are re-measured or sooner when marginal liquid parameters are used at the beginning of a series of measurements.

System Performance Check Measurement Conditions:

- The measurements were performed in the flat section of the TWIN SAM or ELI phantom, shell thickness: 2.0 ±0.2 mm (bottom plate) filled with Body or Head simulating liquid of the following parameters.
- The depth of tissue-equivalent liquid in a phantom must be ≥ 15.0 cm for SAR measurements ≤ 3 GHz and ≥ 10.0 cm for measurements > 3 GHz.
- The DASY system with an E-Field Probe was used for the measurements.
- The dipole was mounted on the small tripod so that the dipole feed point was positioned below the center marking of the flat phantom section and the dipole was oriented parallel to the body axis (the long side of the phantom). The standard measuring distance was 10 mm (above 1 GHz) and 15 mm (below 1 GHz) from dipole center to the simulating liquid surface.
- The coarse grid with a grid spacing of 15 mm was aligned with the dipole.
  For 5 GHz band - The coarse grid with a grid spacing of 10 mm was aligned with the dipole.
- Special 7x7x7 (below 3 GHz) and/or 8x8x7 (above 3 GHz) fine cube was chosen for the cube.
- Distance between probe sensors and phantom surface was set to 3 mm.
  For 5 GHz band - Distance between probe sensors and phantom surface was set to 2.5 mm
- The dipole input power (forward power) was 100 mW.
- The results are normalized to 1 W input power.

This report shall not be reproduced without the written approval of UL Verification Services Inc.

System Check Results

The 1-g and 10-g SAR measured with a reference dipole, using the required tissue-equivalent medium at the test frequency, must be within ±10% of the manufacturer calibrated dipole SAR target. Refer to Appendix B for the SAR System Check Plots.

SAR Lab	Date	Tissue Type	Dipole Type & Serial Number	Dipole Cal. Due Date	Measured results for 1-g SAR				Measured results for 10-g SAR				Plot No.
					Zoom Scan at 100 mW	Normalize to 1 W	Target (Ref. Value)	Delta ±10%	Zoom Scan at 100 mW	Normalize to 1 W	Target (Ref. Value)	Delta ±10%	
A	6/19/2022	Head	D1900V2 SN:5d163	9/29/2022	4.240	42.40	40.61	4.41%	2.170	21.70	21.02	3.24%	
A	6/26/2022	Head	D1900V2 SN:5d163	9/29/2022	4.200	42.00	40.61	3.42%	2.210	22.10	21.02	5.14%	
A	6/30/2022	Head	D1900V2 SN:5d163	9/29/2022	4.040	40.40	40.61	-0.52%	2.100	21.00	21.02	-0.10%	
A	7/3/2022	Head	D1900V2 SN:5d163	9/29/2022	4.150	41.50	40.61	2.19%	2.160	21.60	21.02	2.76%	
A	7/7/2022	Head	D1900V2 SN:5d163	9/29/2022	4.330	43.30	40.61	6.62%	2.260	22.60	21.02	7.52%	
A	7/10/2022	Head	D1900V2 SN:5d163	9/29/2022	3.700	37.00	40.61	-8.89%	1.980	19.80	21.02	-5.80%	1

SAR Lab	Date	Tissue Type	Dipole Type & Serial Number	Dipole Cal. Due Date	Measured results for 1-g SAR				Measured results for 10-g SAR				Plot No.
					Zoom Scan at 100 mW	Normalize to 1 W	Target (Ref. Value)	Delta ±10%	Zoom Scan at 100 mW	Normalize to 1 W	Target (Ref. Value)	Delta ±10%	
B	6/16/2022	Head	D1750V2 SN:1077	9/29/2022	3.590	35.90	36.59	-1.89%	1.890	18.90	19.51	-3.13%	
B	6/19/2022	Head	D1750V2 SN:1077	9/29/2022	3.740	37.40	36.59	2.21%	1.940	19.40	19.51	-0.56%	
B	6/23/2022	Head	D1750V2 SN:1077	9/29/2022	3.360	33.60	36.59	-8.17%	1.770	17.70	19.51	-9.28%	2
B	6/26/2022	Head	D1750V2 SN:1077	9/29/2022	3.760	37.60	36.59	2.76%	1.980	19.80	19.51	1.49%	
B	6/30/2022	Head	D1750V2 SN:1077	9/29/2022	3.370	33.70	36.59	-7.90%	1.770	17.70	19.51	-9.28%	
B	7/3/2022	Head	D1750V2 SN:1077	9/29/2022	3.840	38.40	36.59	4.95%	2.020	20.20	19.51	3.54%	
B	7/7/2022	Head	D1750V2 SN:1077	9/29/2022	3.860	38.60	36.59	5.49%	2.040	20.40	19.51	4.56%	
B	7/10/2022	Head	D1750V2 SN:1077	9/29/2022	3.770	37.70	36.59	3.03%	1.980	19.80	19.51	1.49%	

SAR Lab	Date	Tissue Type	Dipole Type & Serial Number	Dipole Cal. Due Date	Measured results for 1-g SAR				Measured results for 10-g SAR				Plot No.
					Zoom Scan at 100 mW	Normalize to 1 W	Target (Ref. Value)	Delta ±10%	Zoom Scan at 100 mW	Normalize to 1 W	Target (Ref. Value)	Delta ±10%	
C	6/16/2022	Head	D1900V2 SN:5d163	9/29/2022	4.030	40.30	40.61	-0.76%	2.060	20.60	21.02	-2.00%	
C	6/19/2022	Head	D1900V2 SN:5d163	9/29/2022	3.860	38.60	40.61	-4.95%	2.010	20.10	21.02	-4.38%	
C	6/23/2022	Head	D1750V2 SN:1050	4/27/2023	3.660	36.60	36.40	0.55%	1.930	19.30	19.10	1.05%	
C	6/23/2022	Head	D1900V2 SN:5d163	9/29/2022	4.250	42.50	40.61	4.65%	2.180	21.80	21.02	3.71%	
C	6/26/2022	Head	D1750V2 SN:1050	4/27/2023	3.370	33.70	36.40	-7.42%	1.810	18.10	19.10	-5.24%	
C	6/26/2022	Head	D1900V2 SN:5d163	9/29/2022	4.080	40.80	40.61	0.47%	2.100	21.00	21.02	-0.10%	
C	6/30/2022	Head	D1900V2 SN:5d163	9/29/2022	4.040	40.40	40.61	-0.52%	2.080	20.80	21.02	-1.05%	
C	6/30/2022	Head	D1750V2 SN:1050	4/27/2023	3.930	39.30	36.40	7.97%	2.070	20.70	19.10	8.38%	3
C	7/3/2022	Head	D1900V2 SN:5d163	9/29/2022	4.300	43.00	40.61	5.89%	2.220	22.20	21.02	5.61%	
C	7/3/2022	Head	D1750V2 SN:1050	4/27/2023	3.810	38.10	36.40	4.67%	2.030	20.30	19.10	6.28%	
C	7/7/2022	Head	D1900V2 SN:5d163	9/29/2022	4.120	41.20	40.61	1.45%	2.130	21.30	21.02	1.33%	
C	7/7/2022	Head	D1750V2 SN:1050	4/27/2023	3.880	38.80	36.40	6.59%	2.060	20.60	19.10	7.85%	
C	7/10/2022	Head	D1750V2 SN:1050	4/27/2023	3.690	36.90	36.40	1.37%	1.960	19.60	19.10	2.62%	
C	7/10/2022	Head	D1900V2 SN:5d163	9/29/2022	3.780	37.80	40.61	-6.92%	1.990	19.90	21.02	-5.33%	4

This report shall not be reproduced without the written approval of UL Verification Services Inc.

SAR Lab	Date	Tissue Type	Dipole Type & Serial Number	Dipole Cal. Due Date	Measured results for 1-g SAR				Measured results for 10-g SAR				Plot No.
					Zoom Scan at 100 mW	Normalize to 1 W	Target (Ref. Value)	Delta ±10%	Zoom Scan at 100 mW	Normalize to 1 W	Target (Ref. Value)	Delta ±10%	
D	6/19/2022	Head	D2300V2 SN:1058	9/29/2022	4.830	48.30	50.56	-4.47%	2.300	23.00	24.52	-6.20%	5
D	6/23/2022	Head	D2300V2 SN:1058	9/29/2022	5.100	51.00	50.56	0.87%	2.440	24.40	24.52	-0.49%	
D	6/30/2022	Head	D2300V2 SN:1058	9/29/2022	5.250	52.50	50.56	3.84%	2.550	25.50	24.52	4.00%	
D	7/3/2022	Head	D2300V2 SN:1058	9/29/2022	5.010	50.10	50.56	-0.91%	2.420	24.20	24.52	-1.31%	
D	7/7/2022	Head	D2300V2 SN:1058	9/29/2022	4.990	49.90	50.56	-1.31%	2.420	24.20	24.52	-1.31%	
D	7/10/2022	Head	D2300V2 SN:1058	9/29/2022	5.180	51.80	50.56	2.45%	2.480	24.80	24.52	1.14%	
D	7/17/2022	Head	D2300V2 SN:1058	9/29/2022	5.120	51.20	50.56	1.27%	2.410	24.10	24.52	-1.71%	

SAR Lab	Date	Tissue Type	Dipole Type & Serial Number	Dipole Cal. Due Date	Measured results for 1-g SAR				Measured results for 10-g SAR				Plot No.
					Zoom Scan at 100 mW	Normalize to 1 W	Target (Ref. Value)	Delta ±10%	Zoom Scan at 100 mW	Normalize to 1 W	Target (Ref. Value)	Delta ±10%	
E	6/19/2022	Head	D2450V2 SN:706	1/13/2023	5.610	56.10	53.80	4.28%	2.620	26.20	25.00	4.80%	
E	6/23/2022	Head	D2450V2 SN:706	1/13/2023	5.210	52.10	53.80	-3.16%	2.440	24.40	25.00	-2.40%	
E	6/26/2022	Head	D2450V2 SN:706	1/13/2023	5.520	55.20	53.80	2.60%	2.590	25.90	25.00	3.60%	
E	6/30/2022	Head	D2450V2 SN:706	1/13/2023	5.780	57.80	53.80	7.43%	2.710	27.10	25.00	8.40%	6
E	7/3/2022	Head	D2450V2 SN:706	1/13/2023	5.450	54.50	53.80	1.30%	2.550	25.50	25.00	2.00%	
E	7/7/2022	Head	D2450V2 SN:706	1/13/2023	5.500	55.00	53.80	2.23%	2.570	25.70	25.00	2.80%	
E	7/10/2022	Head	D2450V2 SN:706	1/13/2023	5.830	58.30	53.80	8.36%	2.680	26.80	25.00	7.20%	

SAR Lab	Date	Tissue Type	Dipole Type & Serial Number	Dipole Cal. Due Date	Measured results for 1-g SAR				Measured results for 10-g SAR				Plot No.
					Zoom Scan at 100 mW	Normalize to 1 W	Target (Ref. Value)	Delta ±10%	Zoom Scan at 100 mW	Normalize to 1 W	Target (Ref. Value)	Delta ±10%	
F	6/16/2022	Head	D5GHzV2 SN:1168 (5.25 GHz)	11/24/2022	7.820	78.20	73.60	6.25%	2.260	22.60	21.20	6.60%	
F	6/19/2022	Head	D5GHzV2 SN:1168 (5.25 GHz)	11/24/2022	7.870	78.70	73.60	6.93%	2.300	23.00	21.20	8.49%	7
F	6/23/2022	Head	D5GHzV2 SN:1168 (5.25 GHz)	11/24/2022	7.600	76.00	73.60	3.26%	2.190	21.90	21.20	3.30%	
F	6/26/2022	Head	D5GHzV2 SN:1168 (5.25 GHz)	11/24/2022	7.960	79.60	73.60	8.15%	2.290	22.90	21.20	8.02%	
F	6/30/2022	Head	D5GHzV2 SN:1168 (5.25 GHz)	11/24/2022	7.470	74.70	73.60	1.49%	2.160	21.60	21.20	1.89%	
F	7/3/2022	Head	D5GHzV2 SN:1168 (5.25 GHz)	11/24/2022	7.190	71.90	73.60	-2.31%	2.090	20.90	21.20	-1.42%	

SAR Lab	Date	Tissue Type	Dipole Type & Serial Number	Dipole Cal. Due Date	Measured results for 1-g SAR				Measured results for 10-g SAR				Plot No.
					Zoom Scan at 100 mW	Normalize to 1 W	Target (Ref. Value)	Delta ±10%	Zoom Scan at 100 mW	Normalize to 1 W	Target (Ref. Value)	Delta ±10%	
G	6/16/2022	Head	D5GHzV2 SN:1168 (5.6 GHz)	11/24/2022	8.840	88.40	81.70	8.20%	2.550	25.50	23.30	9.44%	8
G	6/19/2022	Head	D5GHzV2 SN:1168 (5.6 GHz)	11/24/2022	7.480	74.80	81.70	-8.45%	2.120	21.20	23.30	-9.01%	
G	6/23/2022	Head	D5GHzV2 SN:1003 (5.60 GHz)	2/23/2023	8.050	80.50	83.50	-3.59%	2.330	23.30	23.60	-1.27%	
G	6/26/2022	Head	D5GHzV2 SN:1003 (5.60 GHz)	2/23/2023	8.830	88.30	83.50	5.75%	2.510	25.10	23.60	6.36%	9
G	6/30/2022	Head	D5GHzV2 SN:1003 (5.60 GHz)	2/23/2023	7.840	78.40	83.50	-6.11%	2.300	23.00	23.60	-2.54%	
G	7/3/2022	Head	D5GHzV2 SN:1003 (5.60 GHz)	2/23/2023	7.940	79.40	83.50	-4.91%	2.270	22.70	23.60	-3.81%	
G	7/10/2022	Head	D5GHzV2 SN:1003 (5.60 GHz)	2/23/2023	8.520	85.20	83.50	2.04%	2.420	24.20	23.60	2.54%	

SAR Lab	Date	Tissue Type	Dipole Type & Serial Number	Dipole Cal. Due Date	Measured results for 1-g SAR				Measured results for 10-g SAR				Plot No.
					Zoom Scan at 100 mW	Normalize to 1 W	Target (Ref. Value)	Delta ±10%	Zoom Scan at 100 mW	Normalize to 1 W	Target (Ref. Value)	Delta ±10%	
H	6/16/2022	Head	D5GHzV2 SN:1168 (5.75 GHz)	11/24/2022	7.720	77.20	77.00	0.26%	2.260	22.60	22.10	2.26%	
H	6/19/2022	Head	D5GHzV2 SN:1168 (5.75 GHz)	11/24/2022	8.100	81.00	77.00	5.19%	2.380	23.80	22.10	7.69%	
H	6/23/2022	Head	D2450V2 SN:706	1/13/2023	5.620	56.20	53.80	4.46%	2.700	27.00	25.00	8.00%	10
H	6/26/2022	Head	D5GHzV2 SN:1168 (5.75 GHz)	11/24/2022	8.350	83.50	77.00	8.44%	2.410	24.10	22.10	9.05%	11
H	6/29/2022	Head	D2300V2 SN:1058	9/29/2022	4.850	48.50	50.56	-4.07%	2.310	23.10	24.52	-5.79%	12
H	7/3/2022	Head	D2300V2 SN:1058	9/29/2022	4.890	48.90	50.56	-3.28%	2.420	24.20	24.52	-1.31%	
H	7/10/2022	Head	D5GHzV2 SN:1168 (5.75 GHz)	11/24/2022	8.180	81.80	77.00	6.23%	2.330	23.30	22.10	5.43%	

This report shall not be reproduced without the written approval of UL Verification Services Inc.

SAR Lab	Date	Tissue Type	Dipole Type & Serial Number	Dipole Cal. Due Date	Measured results for 1-g SAR				Measured results for 10-g SAR				Plot No.
					Zoom Scan at 100 mW	Normalize to 1 W	Target (Ref. Value)	Delta ±10%	Zoom Scan at 100 mW	Normalize to 1 W	Target (Ref. Value)	Delta ±10%	
1	6/19/2022	Head	D2600V2 SN:1006	9/29/2022	5.550	55.50	54.94	1.02%	2.500	25.00	25.24	-0.95%	
1	6/23/2022	Head	D2600V2 SN:1006	9/29/2022	6.010	60.10	54.94	9.39%	2.710	27.10	25.24	7.37%	
1	6/26/2022	Head	D2600V2 SN:1006	9/29/2022	6.020	60.20	54.94	9.57%	2.710	27.10	25.24	7.37%	13
1	6/30/2022	Head	D2600V2 SN:1006	9/29/2022	5.600	56.00	54.94	1.93%	2.520	25.20	25.24	-0.16%	
1	7/14/2022	Head	D2600V2 SN:1006	9/29/2022	5.650	56.50	54.94	2.84%	2.530	25.30	25.24	0.24%	

SAR Lab	Date	Tissue Type	Dipole Type & Serial Number	Dipole Cal. Due Date	Measured results for 1-g SAR				Measured results for 10-g SAR				Plot No.
					Zoom Scan at 100 mW	Normalize to 1 W	Target (Ref. Value)	Delta ±10%	Zoom Scan at 100 mW	Normalize to 1 W	Target (Ref. Value)	Delta ±10%	
2	6/16/2022	Head	D2600V2 SN:1006	9/29/2022	5.510	55.10	54.94	0.29%	2.490	24.90	25.24	-1.35%	
2	6/20/2022	Head	D2600V2 SN:1006	9/29/2022	5.550	55.50	54.94	1.02%	2.500	25.00	25.24	-0.95%	
2	6/23/2022	Head	D2600V2 SN:1006	9/29/2022	5.520	55.20	54.94	0.47%	2.510	25.10	25.24	-0.55%	
2	6/27/2022	Head	D2600V2 SN:1006	9/29/2022	5.160	51.60	54.94	-6.08%	2.320	23.20	25.24	-8.08%	14
2	6/30/2022	Head	D2600V2 SN:1006	9/29/2022	5.370	53.70	54.94	-2.26%	2.400	24.00	25.24	-4.91%	

SAR Lab	Date	Tissue Type	Dipole Type & Serial Number	Dipole Cal. Due Date	Measured results for 1-g SAR				Measured results for 10-g SAR				Plot No.
					Zoom Scan at 100 mW	Normalize to 1 W	Target (Ref. Value)	Delta ±10%	Zoom Scan at 100 mW	Normalize to 1 W	Target (Ref. Value)	Delta ±10%	
3	6/16/2022	Head	D3500V2 SN:1060	2/25/2023	6.900	69.00	66.20	4.23%	2.640	26.40	24.70	6.88%	15
3	6/16/2022	Head	D3700V2 SN:1039	5/6/2023	6.870	68.70	69.27	-0.82%	2.550	25.50	25.68	-0.69%	
3	6/19/2022	Head	D3500V2 SN:1060	2/25/2023	6.650	66.50	66.20	0.45%	2.550	25.50	24.70	3.24%	
3	6/19/2022	Head	D3700V2 SN:1039	5/6/2023	6.980	69.80	69.27	0.76%	2.600	26.00	25.68	1.25%	
3	6/23/2022	Head	D3500V2 SN:1060	2/25/2023	6.490	64.90	66.20	-1.96%	2.470	24.70	24.70	0.00%	
3	6/23/2022	Head	D3700V2 SN:1039	5/6/2023	6.490	64.90	69.27	-6.31%	2.390	23.90	25.68	-6.92%	16
3	6/26/2022	Head	D3500V2 SN:1060	2/25/2023	6.510	65.10	66.20	-1.66%	2.500	25.00	24.70	1.21%	
3	6/26/2022	Head	D3700V2 SN:1039	5/6/2023	6.550	65.50	69.27	-5.44%	2.440	24.40	25.68	-4.98%	
3	6/30/2022	Head	D3500V2 SN:1060	2/25/2023	6.720	67.20	66.20	1.51%	2.570	25.70	24.70	4.05%	
3	6/30/2022	Head	D3700V2 SN:1039	5/6/2023	6.720	67.20	69.27	-2.99%	2.500	25.00	25.68	-2.64%	

SAR Lab	Date	Tissue Type	Dipole Type & Serial Number	Dipole Cal. Due Date	Measured results for 1-g SAR				Measured results for 10-g SAR				Plot No.
					Zoom Scan at 100 mW	Normalize to 1 W	Target (Ref. Value)	Delta ±10%	Zoom Scan at 100 mW	Normalize to 1 W	Target (Ref. Value)	Delta ±10%	
4	6/12/2022	Head	D3500V2 SN:1011	4/21/2023	6.480	64.80	66.50	-2.56%	2.490	24.90	24.90	0.00%	
4	6/13/2022	Head	D3900V2 SN:1052	9/16/2022	7.040	70.40	70.10	0.43%	2.530	25.30	24.30	4.12%	
4	6/16/2022	Head	D3500V2 SN:1011	4/21/2023	6.640	66.40	66.50	-0.15%	2.530	25.30	24.90	1.61%	
4	6/16/2022	Head	D3900V2 SN:1052	9/16/2022	7.060	70.60	70.10	0.71%	2.520	25.20	24.30	3.70%	
4	6/19/2022	Head	D3500V2 SN:1011	4/21/2023	6.410	64.10	66.50	-3.61%	2.450	24.50	24.90	-1.61%	17
4	6/19/2022	Head	D3900V2 SN:1052	9/16/2022	6.720	67.20	70.10	-4.14%	2.380	23.80	24.30	-2.06%	
4	6/23/2022	Head	D3500V2 SN:1060	2/25/2023	6.110	61.10	66.20	-7.70%	2.350	23.50	24.70	-4.86%	18
4	6/23/2022	Head	D3900V2 SN:1052	9/16/2022	6.380	63.80	70.10	-8.99%	2.270	22.70	24.30	-6.58%	19
4	6/26/2022	Head	D3700V2 SN:1039	5/6/2023	6.580	65.80	69.27	-5.01%	2.430	24.30	25.68	-5.37%	20
4	7/1/2022	Head	D2600V2 SN:1006	9/29/2022	5.570	55.70	54.94	1.38%	2.500	25.00	25.24	-0.95%	
4	7/3/2022	Head	D3500V2 SN:1011	4/21/2023	6.620	66.20	66.50	-0.45%	2.520	25.20	24.90	1.20%	
4	7/3/2022	Head	D3700V2 SN:1039	5/6/2023	6.590	65.90	69.27	-4.87%	2.450	24.50	25.68	-4.59%	
4	7/7/2022	Head	D3500V2 SN:1011	4/21/2023	6.510	65.10	66.50	-2.11%	2.520	25.20	24.90	1.20%	

This report shall not be reproduced without the written approval of UL Verification Services Inc.

SAR Lab	Date	Tissue Type	Dipole Type & Serial Number	Dipole Cal. Due Date	Measured results for 1-g SAR				Measured results for 10-g SAR				Plot No.
					Zoom Scan at 100 mW	Normalize to 1 W	Target (Ref. Value)	Delta ±10%	Zoom Scan at 100 mW	Normalize to 1 W	Target (Ref. Value)	Delta ±10%	
6	6/16/2022	Head	D3500V2 SN:1060	2/25/2023	7.080	70.80	66.20	6.95%	2.600	26.00	24.70	5.26%	
6	6/16/2022	Head	D3900V2 SN:1052	9/16/2022	6.960	69.60	70.10	-0.71%	2.460	24.60	24.30	1.23%	
6	6/19/2022	Head	D3500V2 SN:1060	2/25/2023	7.080	70.80	66.20	6.95%	2.700	27.00	24.70	9.31%	
6	6/19/2022	Head	D3900V2 SN:1052	9/16/2022	7.510	75.10	70.10	7.13%	2.660	26.60	24.30	9.47%	21
6	6/23/2022	Head	D3500V2 SN:1060	2/25/2023	7.060	70.60	66.20	6.65%	2.710	27.10	24.70	9.72%	22
6	6/23/2022	Head	D3900V2 SN:1052	9/16/2022	7.360	73.60	70.10	4.99%	2.640	26.40	24.30	8.64%	
6	7/3/2022	Head	D3500V2 SN:1060	2/25/2023	6.530	65.30	66.20	-1.36%	2.570	25.70	24.70	4.05%	
6	7/11/2022	Head	D3500V2 SN:1060	2/25/2023	6.720	67.20	66.20	1.51%	2.570	25.70	24.70	4.05%	

SAR Lab	Date	Tissue Type	Dipole Type & Serial Number	Dipole Cal. Due Date	Measured results for 1-g SAR				Measured results for 10-g SAR				Plot No.
					Zoom Scan at 100 mW	Normalize to 1 W	Target (Ref. Value)	Delta ±10%	Zoom Scan at 100 mW	Normalize to 1 W	Target (Ref. Value)	Delta ±10%	
8	6/19/2022	Head	D2450V2 SN:748	2/22/2023	5.390	53.90	52.40	2.86%	2.560	25.60	24.40	4.92%	23
8	6/27/2022	Head	D2450V2 SN:748	2/22/2023	5.010	50.10	52.40	-4.39%	2.330	23.30	24.40	-4.51%	
8	6/30/2022	Head	D2450V2 SN:748	2/22/2023	5.200	52.00	52.40	-0.76%	2.420	24.20	24.40	-0.82%	
8	7/3/2022	Head	D2600V2 SN:1006	9/29/2022	5.800	58.00	54.94	5.57%	2.610	26.10	25.24	3.41%	24
8	7/7/2022	Head	D2600V2 SN:1006	9/29/2022	5.740	57.40	54.94	4.48%	2.600	26.00	25.24	3.01%	

SAR Lab	Date	Tissue Type	Dipole Type & Serial Number	Dipole Cal. Due Date	Measured results for 1-g SAR				Measured results for 10-g SAR				Plot No.
					Zoom Scan at 100 mW	Normalize to 1 W	Target (Ref. Value)	Delta ±10%	Zoom Scan at 100 mW	Normalize to 1 W	Target (Ref. Value)	Delta ±10%	
10	6/14/2022	Head	D1750V2 SN:1050	4/27/2023	3.910	39.10	36.40	7.42%	2.090	20.90	19.10	9.42%	25
10	6/16/2022	Head	D1950V3 SN:1136	4/28/2023	3.720	37.20	41.30	-9.93%	1.920	19.20	21.30	-9.86%	26
10	6/16/2022	Head	D750V3 SN:1019	4/26/2023	0.880	8.80	8.62	2.09%	0.583	5.83	5.67	2.82%	
10	6/19/2022	Head	D750V3 SN:1019	4/26/2023	0.849	8.49	8.62	-1.51%	0.562	5.62	5.67	-0.88%	
10	6/27/2022	Head	D750V3 SN:1019	4/26/2023	0.860	8.60	8.62	-0.23%	0.563	5.63	5.67	-0.71%	
10	7/9/2022	Head	D750V3 SN:1019	4/26/2023	0.889	8.89	8.62	3.13%	0.587	5.87	5.67	3.53%	
10	7/13/2022	Head	D750V3 SN:1019	4/26/2023	0.878	8.78	8.62	1.86%	0.580	5.80	5.67	2.29%	
10	7/17/2022	Head	D750V3 SN:1019	4/26/2023	0.889	8.89	8.62	3.13%	0.584	5.84	5.67	3.00%	
10	7/19/2022	Head	D3700V2 SN:1039	5/6/2023	6.610	66.10	69.27	-4.58%	2.520	25.20	25.68	-1.86%	27

SAR Lab	Date	Tissue Type	Dipole Type & Serial Number	Dipole Cal. Due Date	Measured results for 1-g SAR				Measured results for 10-g SAR				Plot No.
					Zoom Scan at 100 mW	Normalize to 1 W	Target (Ref. Value)	Delta ±10%	Zoom Scan at 100 mW	Normalize to 1 W	Target (Ref. Value)	Delta ±10%	
11	6/15/2022	Head	D835V2 SN:4d142	8/10/2022	1.040	10.40	9.64	7.88%	0.682	6.82	6.28	8.60%	
11	6/20/2022	Head	D835V2 SN:4d142	8/10/2022	1.050	10.50	9.64	8.92%	0.686	6.86	6.28	9.24%	28
11	6/24/2022	Head	D835V2 SN:4d142	8/10/2022	1.040	10.40	9.64	7.88%	0.685	6.85	6.28	9.08%	
11	6/28/2022	Head	D835V2 SN:4d142	8/10/2022	1.040	10.40	9.64	7.88%	0.684	6.84	6.28	8.92%	
11	7/1/2022	Head	D835V2 SN:4d142	8/10/2022	1.050	10.50	9.64	8.92%	0.675	6.75	6.28	7.48%	
11	7/13/2022	Head	D900V2 SN:1d143	9/29/2022	1.120	11.20	10.71	4.58%	0.727	7.27	6.97	4.30%	29

SAR Lab	Date	Tissue Type	Dipole Type & Serial Number	Dipole Cal. Due Date	Measured results for 1-g SAR				Measured results for 10-g SAR				Plot No.
					Zoom Scan at 100 mW	Normalize to 1 W	Target (Ref. Value)	Delta ±10%	Zoom Scan at 100 mW	Normalize to 1 W	Target (Ref. Value)	Delta ±10%	
12	6/15/2022	Head	D750V3 SN:1071	11/24/2022	0.834	8.34	8.36	-0.24%	0.540	5.40	5.53	-2.35%	
12	6/20/2022	Head	D750V3 SN:1071	11/24/2022	0.858	8.58	8.36	2.63%	0.560	5.60	5.53	1.27%	30
12	6/27/2022	Head	D750V3 SN:1019	4/26/2023	0.882	8.82	8.62	2.32%	0.571	5.71	5.67	0.71%	
12	7/6/2022	Head	D1640V2 SN:324	3/8/2023	3.420	34.20	34.08	0.35%	1.880	18.80	18.67	0.70%	
12	7/13/2022	Head	D750V3 SN:1019	4/26/2023	0.828	8.28	8.62	-3.94%	0.546	5.46	5.67	-3.70%	31
12	7/14/2022	Head	D1640V2 SN:324	3/8/2023	3.180	31.80	34.08	-6.69%	1.740	17.40	18.67	-6.80%	32

SAR Lab	Date	Tissue Type	Dipole Type & Serial Number	Dipole Cal. Due Date	Measured results for 1-g SAR				Measured results for 10-g SAR				Plot No.
					Zoom Scan at 100 mW	Normalize to 1 W	Target (Ref. Value)	Delta ±10%	Zoom Scan at 100 mW	Normalize to 1 W	Target (Ref. Value)	Delta ±10%	
13	6/16/2022	Head	D835V2 SN:4d142	8/10/2022	0.992	9.92	9.64	2.90%	0.651	6.51	6.28	3.66%	33
13	6/27/2022	Head	D835V2 SN:4d142	8/10/2022	0.956	9.56	9.64	-0.83%	0.612	6.12	6.28	-2.55%	
13	7/9/2022	Head	D835V2 SN:4d142	8/10/2022	0.970	9.70	9.64	0.62%	0.632	6.32	6.28	0.64%	
13	7/13/2022	Head	D900V2 SN:1d143	9/29/2022	1.070	10.70	10.71	-0.09%	0.690	6.90	6.97	-1.00%	34

This report shall not be reproduced without the written approval of UL Verification Services Inc.

9. Conducted Output Power Measurements

Power measurements were performed in accordance to the device's two power modes, Mode A and Mode B for each antenna. Mode A power is used when the device is used against the user's head or away from the body. Mode B power is used when the device is used in a Body-worn configuration by the user.

The selection between antennas in the application is based on RSSI based antenna selection. The full details of power selections are described in the operational description. Refer to Sec. 7 and Sec. 10 for details of the testing. Test reductions have applied accordingly following the SAR KDB Procedure for the supported wireless technologies of the DUT. This is noted in detail for each technology in their respective Sections.

The Tune-up limit already includes component tolerance. KDB 447498 sec.4.1.(d) at the maximum rated output power and within the tune-up tolerance range specified for the product, but not more than 2 dB lower than the maximum tune-up tolerance limit.

Two different powers are being displayed in this section:

- Target Output Power: Power not including the + tolerance
- Tune-Up Limit: Power of target + tolerance.

9.1. GSM

Per KDB 941225 D01 3G SAR Procedures:

SAR test reduction for GPRS and EDGE modes is determined by the source-based time-averaged output power specified for production units, including tune-up tolerance. The data mode with highest specified time-averaged output power should be tested for SAR compliance in the applicable exposure conditions. For modes with the same specified maximum output power and tolerance, the higher number time-slot configuration should be tested.

When different maximum output power applies to GSM voice or GPRS/EDGE time slots, GSM voice and GPRS/EDGE time slots should be tested separately to determine compliance by summing the corresponding reported SAR.

The GMSK EDGE configurations are grouped with GPRS and considered with respect to time-averaged maximum output power to determine compliance

Per October 2013 TCB Workshop:
When the maximum frame-averaged powers levels are within 0.25 dB of each other, test the configuration with the most number of time slots.

<u>Output Power for GSM</u>

SAR is not required for EDGE (8PSK) mode because the maximum output power and tune-up limit is ≤ 1/4dB higher than GPRS/EDGE (GMSK) or the adjusted SAR of the highest reported SAR of GPRS/EDGE (GMSK) is ≤ 1.2W/kg.

RF Air interface	Mode	Target Output Power (dBm)								Tolerance	Maximum Output Power (Tune-up Limit) (dBm)							
		ANT1		ANT2		ANT3		ANT4			ANT1		ANT2		ANT3		ANT4	
		Mode A	Mode B	Mode A	Mode B	Mode A	Mode B	Mode A	Mode B	+ / -	Mode A	Mode B	Mode A	Mode B	Mode A	Mode B	Mode A	Mode B
GSM850	Voice/GPRS (1 slot)	32.5	32.2	31.0	31.5					1.0 / -1.0	33.5	33.2	32.0	32.5				
	GPRS 2 slots	31.5	29.2	28.0	29.5					1.0 / -1.0	32.5	30.2	29.0	30.5				
	EGPRS 1 slot	27.0	27.0	26.0	26.0					1.0 / -1.0	28.0	28.0	27.0	27.0				
	EGPRS 2 slots	26.0	26.0	25.0	25.0					1.0 / -1.0	27.0	27.0	26.0	26.0				
GSM1900	Voice/GPRS (1 slot)	31.0	28.9	28.5	28.5	30.5	27.9	27.4	28.0	1.0 / -1.0	32.0	29.9	29.5	29.5	31.5	28.9	28.4	29.0
	GPRS 2 slots	30.0	25.9	25.6	25.7	28.5	24.9	24.4	25.2	1.0 / -1.0	31.0	26.9	26.6	26.7	29.5	25.9	25.4	26.2
	EGPRS 1 slot	26.0	26.0	23.5	23.5	25.5	25.5	23.0	23.0	1.0 / -1.0	27.0	27.0	24.5	24.5	26.5	26.5	24.0	24.0
	EGPRS 2 slots	25.0	25.0	22.5	22.5	24.5	24.5	22.0	22.0	1.0 / -1.0	26.0	26.0	23.5	23.5	25.5	25.5	23.0	23.0

This report shall not be reproduced without the written approval of UL Verification Services Inc.

GSM850 Measured Results (ANT1)

Mode	Coding Scheme	Time Slots	Ch No.	Freq. (MHz)	Power Mode A (dBm)				Power Mode B (dBm)			
					Measured		Tune-up Limit		Measured		Tune-up Limit	
					Burst Pwr	Frame Pwr	Burst Pwr	Frame Pwr	Burst Pwr	Frame Pwr	Burst Pwr	Frame Pwr
GPRS/EDGE (GMSK)	CS1	1	128	824.2	32.5	23.5	33.5	24.5	32.3	23.3	33.2	24.2
			190	836.6	32.6	23.6			32.3	23.3		
			251	848.8	32.5	23.5			32.4	23.4		
		2	128	824.2	31.5	25.5	32.5	**26.5**	29.5	23.5	30.2	**24.2**
			190	836.6	31.5	25.5			29.5	23.5		
			251	848.8	31.4	25.4			29.4	23.4		
EDGE (8PSK)	MCS5	1	128	824.2	27.1	18.0	28.0	19.0	27.1	18.0	28.0	19.0
			190	836.6	27.4	18.3			27.4	18.3		
			251	848.8	27.5	18.4			27.5	18.4		
		2	128	824.2	26.1	20.1	27.0	21.0	26.1	20.1	27.0	21.0
			190	836.6	26.0	19.9			26.0	19.9		
			251	848.8	26.1	20.1			26.1	20.1		

Note(s):

Based on the Tune-up Procedure, GPRS/EDGE (GMSK) mode with 2 time slots for Mode A and Mode B have maximum frame-averaged power.

GSM850 Measured Results (ANT2)

Mode	Coding Scheme	Time Slots	Ch No.	Freq. (MHz)	Power Mode A (dBm)				Power Mode B (dBm)			
					Measured		Tune-up Limit		Measured		Tune-up Limit	
					Burst Pwr	Frame Pwr	Burst Pwr	Frame Pwr	Burst Pwr	Frame Pwr	Burst Pwr	Frame Pwr
GPRS/EDGE (GMSK)	CS1	1	128	824.2	31.2	22.2	32.0	23.0	31.6	22.5	32.5	23.5
			190	836.6	31.3	22.3			31.7	22.6		
			251	848.8	31.2	22.2			31.7	22.7		
		2	128	824.2	28.3	22.3	29.0	**23.0**	30.0	24.0	30.5	**24.5**
			190	836.6	28.5	22.5			30.0	24.0		
			251	848.8	28.3	22.3			29.9	23.9		
EDGE (8PSK)	MCS5	1	128	824.2	26.5	17.4	27.0	18.0	26.5	17.4	27.0	18.0
			190	836.6	26.5	17.5			26.5	17.5		
			251	848.8	26.5	17.5			26.5	17.5		
		2	128	824.2	25.7	19.7	26.0	20.0	25.7	19.7	26.0	20.0
			190	836.6	25.7	19.6			25.7	19.6		
			251	848.8	25.6	19.6			25.6	19.6		

Note(s):

Based on the Tune-up Procedure, GPRS/EDGE (GMSK) mode with 2 time slots for Mode A and Mode B have maximum frame-averaged power.

GSM1900 Measured Results (ANT1)

Mode	Coding Scheme	Time Slots	Ch No.	Freq. (MHz)	Power Mode A(dBm)				Power Mode B (dBm)			
					Measured		Tune-up Limit		Measured		Tune-up Limit	
					Burst Pwr	Frame Pwr	Burst Pwr	Frame Pwr	Burst Pwr	Frame Pwr	Burst Pwr	Frame Pwr
GPRS/EDGE (GMSK)	CS1	1	512	1850.2	31.0	21.9	32.0	23.0	28.9	19.8	29.9	20.9
			661	1880.0	31.0	21.9			28.9	19.8		
			810	1909.8	31.0	22.0			28.9	19.9		
		2	512	1850.2	29.8	23.8	31.0	**25.0**	25.8	19.8	26.9	**20.9**
			661	1880.0	29.9	23.9			25.9	19.9		
			810	1909.8	29.9	23.9			25.9	19.9		
EDGE (8PSK)	MCS5	1	512	1850.2	25.9	16.8	27.0	18.0	25.9	16.8	27.0	18.0
			661	1880.0	25.9	16.9			25.9	16.9		
			810	1909.8	26.1	17.0			26.1	17.0		
		2	512	1850.2	24.9	18.9	26.0	20.0	24.9	18.9	26.0	20.0
			661	1880.0	24.9	18.9			24.9	18.9		
			810	1909.8	25.1	19.1			25.1	19.1		

Note(s):

Based on the Tune-up Procedure, GPRS/EDGE (GMSK) mode with 2 time slots for Mode A and Mode B have maximum frame-averaged power.

This report shall not be reproduced without the written approval of UL Verification Services Inc.

GSM1900 Measured Results (ANT2)

Mode	Coding Scheme	Time Slots	Ch No.	Freq. (MHz)	Power Mode A(dBm)				Power Mode B (dBm)			
					Measured		Tune-up Limit		Measured		Tune-up Limit	
					Burst Pwr	Frame Pwr	Burst Pwr	Frame Pwr	Burst Pwr	Frame Pwr	Burst Pwr	Frame Pwr
GPRS/EDGE (GMSK)	CS1	1	512	1850.2	29.0	20.0	29.5	20.5	29.0	20.0	29.5	20.5
			661	1880.0	29.0	20.0			29.0	20.0		
			810	1909.8	29.0	20.0			29.0	20.0		
		2	512	1850.2	26.0	20.0	26.6	**20.6**	26.0	20.0	26.7	**20.7**
			661	1880.0	26.2	20.2			26.2	20.2		
			810	1909.8	26.2	20.2			26.2	20.2		
EDGE (8PSK)	MCS5	1	512	1850.2	23.8	14.7	24.5	15.5	23.8	14.7	24.5	15.5
			661	1880.0	24.0	14.9			24.0	14.9		
			810	1909.8	24.0	15.0			24.0	15.0		
		2	512	1850.2	22.9	16.8	23.5	17.5	22.9	16.8	23.5	17.5
			661	1880.0	23.0	17.0			23.0	17.0		
			810	1909.8	23.0	17.0			23.0	17.0		

Note(s):

Based on the Tune-up Procedure, GPRS/EDGE (GMSK) mode with 2 time slots for Mode A and Mode B have maximum frame-averaged power.

GSM1900 Measured Results (ANT3)

Mode	Coding Scheme	Time Slots	Ch No.	Freq. (MHz)	Power Mode A (dBm)				Power Mode B (dBm)			
					Measured		Tune-up Limit		Measured		Tune-up Limit	
					Burst Pwr	Frame Pwr	Burst Pwr	Frame Pwr	Burst Pwr	Frame Pwr	Burst Pwr	Frame Pwr
GPRS/EDGE (GMSK)	CS1	1	512	1850.2	29.9	20.9	31.5	22.5	27.9	18.9	28.9	19.9
			661	1880.0	29.9	20.9			28.0	19.0		
			810	1909.8	29.9	20.9			28.0	19.0		
		2	512	1850.2	28.3	22.3	29.5	**23.5**	25.2	19.2	25.9	**19.9**
			661	1880.0	28.5	22.5			25.3	19.3		
			810	1909.8	28.5	22.5			25.3	19.3		
EDGE (8PSK)	MCS5	1	512	1850.2	25.5	16.5	26.5	17.5	25.5	16.5	26.5	17.5
			661	1880.0	25.5	16.4			25.5	16.4		
			810	1909.8	25.5	16.5			25.5	16.5		
		2	512	1850.2	24.4	18.4	25.5	19.5	24.4	18.4	25.5	19.5
			661	1880.0	24.5	18.5			24.5	18.5		
			810	1909.8	24.5	18.5			24.5	18.5		

Note(s):

Based on the Tune-up Procedure, GPRS/EDGE (GMSK) mode with 2 time slots for Mode A and Mode B have maximum frame-averaged power.

GSM1900 Measured Results (ANT4)

Mode	Coding Scheme	Time Slots	Ch No.	Freq. (MHz)	Power Mode A (dBm)				Power Mode B (dBm)			
					Measured		Tune-up Limit		Measured		Tune-up Limit	
					Burst Pwr	Frame Pwr	Burst Pwr	Frame Pwr	Burst Pwr	Frame Pwr	Burst Pwr	Frame Pwr
GPRS/EDGE (GMSK)	CS1	1	512	1850.2	27.5	18.5	28.4	19.4	28.2	19.2	29.0	20.0
			661	1880.0	27.6	18.6			28.2	19.2		
			810	1909.8	27.6	18.6			28.2	19.2		
		2	512	1850.2	24.6	18.6	25.4	**19.4**	25.2	19.2	26.2	**20.2**
			661	1880.0	24.6	18.6			25.2	19.2		
			810	1909.8	24.6	18.6			25.2	19.2		
EDGE (8PSK)	MCS5	1	512	1850.2	23.4	14.4	24.0	15.0	23.4	14.4	24.0	15.0
			661	1880.0	23.4	14.4			23.4	14.4		
			810	1909.8	23.1	14.1			23.1	14.1		
		2	512	1850.2	22.5	16.5	23.0	17.0	22.5	16.5	23.0	17.0
			661	1880.0	22.5	16.5			22.5	16.5		
			810	1909.8	22.4	16.4			22.4	16.4		

Note(s):

Based on the Tune-up Procedure, GPRS/EDGE (GMSK) mode with 2 time slots for Mode A and Mode B have maximum frame-averaged power.

This report shall not be reproduced without the written approval of UL Verification Services Inc.

9.2. W-CDMA

Per KDB 941225 D01 3G SAR Procedures for W-CDMA:

Maximum output power is verified on the high, middle and low channels and using the appropriate 12.2 kbps RMC with TPC (transmit power control) set to all "1's"

Release 99 Setup Procedures used to establish the test signals

The following tests were completed according to the test requirements outlined in section 5.2 of the 3GPP TS34.121-1. A summary of these settings are illustrated below:

Mode	Subtest	Rel99
WCDMA General Settings	Loopback Mode	Test Mode 2
	Rel99 RMC	12.2kbps RMC
	Power Control Algorithm	Algorithm2
	βc/βd	8/15

HSDPA Setup Procedures used to establish the test signals

The following 4 Sub-tests were completed according to Release 5 procedures in table C.10.1.4 of 3GPP TS 34.121-1
A summary of these settings are illustrated below:

Table C.10.1.4: β values for transmitter characteristics tests with HS-DPCCH

Sub-test	β_c	β_d	β_d (SF)	β_c/β_d	β_{HS} (Note1, Note 2)	CM (dB) (Note 3)	MPR (dB) (Note 3)
1	2/15	15/15	64	2/15	4/15	0.0	0.0
2	12/15 (Note 4)	15/15 (Note 4)	64	12/15 (Note 4)	24/15	1.0	0.0
3	15/15	8/15	64	15/8	30/15	1.5	0.5
4	15/15	4/15	64	15/4	30/15	1.5	0.5

Note 1: Δ_{ACK}, Δ_{NACK} and Δ_{CQI} = 30/15 with β_{hs} = 30/15 * β_c.

Note 2: For the HS-DPCCH power mask requirement test in clause 5.2C, 5.7A, and the Error Vector Magnitude (EVM) with HS-DPCCH test in clause 5.13.1A, and HSDPA EVM with phase discontinuity in clause 5.13.1AA, Δ_{ACK} and Δ_{NACK} = 30/15 with β_{hs} = 30/15 * β_c, and Δ_{CQI} = 24/15 with β_{hs} = 24/15 * β_c.

Note 3: CM = 1 for β_c/β_d =12/15, β_{hs}/β_c=24/15. For all other combinations of DPDCH, DPCCH and HS-DPCCH the MPR is based on the relative CM difference. This is applicable for only UEs that support HSDPA in release 6 and later releases.

Note 4: For subtest 2 the β_c/β_d ratio of 12/15 for the TFC during the measurement period (TF1, TF0) is achieved by setting the signalled gain factors for the reference TFC (TF1, TF1) to β_c = 11/15 and β_d = 15/15.

HSUPA Setup Procedures used to establish the test signals

The following 5 Sub-tests were completed according to Release 6 procedures in table C.11.1.3 of 3GPP TS 34.121-1. A summary of these settings are illustrated below:

This report shall not be reproduced without the written approval of UL Verification Services Inc.

Table C.11.1.3: β values for transmitter characteristics tests with HS-DPCCH and E-DCH

Sub-test	β_c	β_d	β_d *(SF)*	β_c/β_d	β_{HS} *(Note1)*	β_{ec}	β_{ed} *(Note 4) (Note 5)*	β_{ed} *(SF)*	β_{ed} *(Codes)*	CM *(dB) (Note 2)*	MPR *(dB) (Note 2) (Note 6)*	*AG Index (Note 5)*	*E-TFCI*
1	11/15 *(Note 3)*	15/15 *(Note 3)*	64	11/15 *(Note 3)*	22/15	209/225	1309/225	4	1	1.0	0.0	20	75
2	6/15	15/15	64	6/15	12/15	12/15	94/75	4	1	3.0	2.0	12	67
3	15/15	9/15	64	15/9	30/15	30/15	$\beta_{ed}1$: 47/15 $\beta_{ed}2$: 47/15	4 4	2	2.0	1.0	15	92
4	2/15	15/15	64	2/15	4/15	2/15	56/75	4	1	3.0	2.0	17	71
5	15/15	0	-	-	5/15	5/15	47/15	4	1	1.0	0.0	12	67

Note 1: For sub-test 1 to 4, Δ_{ACK}, Δ_{NACK} and Δ_{CQI} = 30/15 with β_{hs} = 30/15 * β_c . For sub-test 5, Δ_{ACK}, Δ_{NACK} and Δ_{CQI} = 5/15 with β_{hs} = 5/15 * β_c .

Note 2: CM = 1 for β_c/β_d =12/15, β_{hs}/β_c=24/15. For all other combinations of DPDCH, DPCCH, HS- DPCCH, E-DPDCH and E-DPCCH the MPR is based on the relative CM difference.

Note 3: For subtest 1 the β_c/β_d ratio of 11/15 for the TFC during the measurement period (TF1, TF0) is achieved by setting the signalled gain factors for the reference TFC (TF1, TF1) to β_c = 10/15 and β_d = 15/15.

Note 4: In case of testing by UE using E-DPDCH Physical Layer category 1, Sub-test 3 is omitted according to TS25.306 Table 5.1g.

Note 5: β_{ed} can not be set directly; it is set by Absolute Grant Value.

Note 6: For subtests 2, 3 and 4, UE may perform E-DPDCH power scaling at max power which could results in slightly smaller MPR values.

This report shall not be reproduced without the written approval of UL Verification Services Inc.

DC-HSDPA Setup Procedures used to establish the test signals

The following 4 Sub-tests for DC-HSDPA were completed according to Release 8 procedures in table C08.1.12 of 3GPP TS 34.121-1. A summary of subtest settings are illustrated below:

Table C.8.1.12: Fixed Reference Channel H-Set 12

Parameter	Unit	Value
Nominal Avg. Inf. Bit Rate	kbps	60
Inter-TTI Distance	TTI's	1
Number of HARQ Processes	Processes	6
Information Bit Payload (N_{INF})	Bits	120
Number Code Blocks	Blocks	1
Binary Channel Bits Per TTI	Bits	960
Total Available SML's in UE	SML's	19200
Number of SML's per HARQ Proc.	SML's	3200
Coding Rate		0.15
Number of Physical Channel Codes	Codes	1
Modulation		QPSK
Note 1: The RMC is intended to be used for DC-HSDPA mode and both cells shall transmit with identical parameters as listed in the table. Note 2: Maximum number of transmission is limited to 1, i.e., retransmission is not allowed. The redundancy and constellation version 0 shall be used.		

HSPA+ Setup Procedures used to establish the test signals

The following 1 Sub-test was completed according to Release 7 procedures in table C.11.1.4 of 3GPP TS34.121. A summary of these settings are illustrated below:

Table C.11.1.4: β values for transmitter characteristics tests with HS-DPCCH and E-DCH with 16QAM

Sub-test	β_c (Note3)	β_d	β_{HS} (Note1)	β_{ec}	β_{ed} (2xSF2) (Note 4)	β_{ed} (2xSF4) (Note 4)	CM (dB) (Note 2)	MPR (dB) (Note 2)	AG Index (Note 4)	E-TFCI (Note 5)	E-TFCI (boost)
1	1	0	30/15	30/15	$\beta_{ed}1$: 30/15 $\beta_{ed}2$: 30/15	$\beta_{ed}3$: 24/15 $\beta_{ed}4$: 24/15	3.5	2.5	14	105	105

Note 1: Δ_{ACK}, Δ_{NACK} and Δ_{CQI} = 30/15 with β_{hs} = 30/15 * β_c .
Note 2: CM = 3.5 and the MPR is based on the relative CM difference, MPR = MAX(CM-1,0).
Note 3: DPDCH is not configured, therefore the β_c is set to 1 and β_d = 0 by default.
Note 4: β_{ed} can not be set directly; it is set by Absolute Grant Value.
Note 5: All the sub-tests require the UE to transmit 2SF2+2SF4 16QAM EDCH and they apply for UE using E-DPDCH category 7. E-DCH TTI is set to 2ms TTI and E-DCH table index = 2. To support these E-DCH configurations DPDCH is not allocated. The UE is signalled to use the extrapolation algorithm.

Output Power for W-CDMA

SAR measurement is not required for the HSDPA, HSUPA, DC-HSDPA and HSPA+. When primary mode and the adjusted SAR is ≤ 1.2 W/kg and secondary mode is ≤ ¼ dB higher than the primary mode

RF Air interface	Mode	Target Output Power (dBm)								Tolerance	Maximum Output Power (Tune-up Limit) (dBm)							
		ANT1		ANT2		ANT3		ANT4			ANT1		ANT2		ANT3		ANT4	
		Mode A	Mode B	Mode A	Mode B	Mode A	Mode B	Mode A	Mode B	+ / -	Mode A	Mode B	Mode A	Mode B	Mode A	Mode B	Mode A	Mode B
W-CDMA Band 2	R99	25.0	20.2	19.9	20.0	22.8	19.2	18.7	19.5	0.7 / -1.0	25.7	20.9	20.6	20.7	23.5	19.9	19.4	20.2
	HSDPA	25.0	20.2	19.9	20.0	22.8	19.2	18.7	19.5	0.7 / -1.0	25.7	20.9	20.6	20.7	23.5	19.9	19.4	20.2
	HSUPA	25.0	20.2	19.9	20.0	22.8	19.2	18.7	19.5	0.7 / -1.0	25.7	20.9	20.6	20.7	23.5	19.9	19.4	20.2
	DC-HSDPA	25.0	20.2	19.9	20.0	22.8	19.2	18.7	19.5	0.7 / -1.0	25.7	20.9	20.6	20.7	23.5	19.9	19.4	20.2
	HSPA+	25.0	20.2	19.9	20.0	22.8	19.2	18.7	19.5	0.7 / -1.0	25.7	20.9	20.6	20.7	23.5	19.9	19.4	20.2
W-CDMA Band 4	R99	24.5	18.4	21.9	22.3	23.9	20.6	19.1	19.4	0.7 / -1.0	25.2	19.1	22.6	23.0	24.6	21.3	19.8	20.1
	HSDPA	24.5	18.4	21.9	22.3	23.9	20.6	19.1	19.4	0.7 / -1.0	25.2	19.1	22.6	23.0	24.6	21.3	19.8	20.1
	HSUPA	24.5	18.4	21.9	22.3	23.9	20.6	19.1	19.4	0.7 / -1.0	25.2	19.1	22.6	23.0	24.6	21.3	19.8	20.1
	DC-HSDPA	24.5	18.4	21.9	22.3	23.9	20.6	19.1	19.4	0.7 / -1.0	25.2	19.1	22.6	23.0	24.6	21.3	19.8	20.1
	HSPA+	24.5	18.4	21.9	22.3	23.9	20.6	19.1	19.4	0.7 / -1.0	25.2	19.1	22.6	23.0	24.6	21.3	19.8	20.1
W-CDMA Band 5	R99	25.0	23.5	22.3	23.8					0.7 / -1.0	25.7	24.2	23.0	24.5				
	HSDPA	25.0	23.5	22.3	23.8					0.7 / -1.0	25.7	24.2	23.0	24.5				
	HSUPA	25.0	23.5	22.3	23.8					0.7 / -1.0	25.7	24.2	23.0	24.5				
	DC-HSDPA	25.0	23.5	22.3	23.8					0.7 / -1.0	25.7	24.2	23.0	24.5				
	HSPA+	25.0	23.5	22.3	23.8					0.7 / -1.0	25.7	24.2	23.0	24.5				

This report shall not be reproduced without the written approval of UL Verification Services Inc.

W-CDMA Band 2 Measured Results (ANT1)

Mode		UL Ch No.	Freq. (MHz)	Power Mode A (dBm)			Power Mode B (dBm)		
				Measured Pw r	MPR	Tune-up Limit	Measured Pw r	MPR	Tune-up Limit
Release 99	Rel 99 (RMC, 12.2 kbps)	9262	1852.4	24.9	N/A	25.7	20.1	N/A	20.9
		9400	1880.0	25.0			20.2		
		9538	1907.6	24.9			20.1		
HSDPA	Subtest 1	9262	1852.4	24.0	0	25.7	19.2	0	20.9
		9400	1880.0	23.9			19.1		
		9538	1907.6	23.9			19.1		
	Subtest 2	9262	1852.4	24.0	0	25.7	19.2	0	20.9
		9400	1880.0	23.9			19.1		
		9538	1907.6	24.0			19.1		
	Subtest 3	9262	1852.4	23.5	0.5	25.2	18.7	0.5	20.4
		9400	1880.0	23.4			18.6		
		9538	1907.6	23.4			18.6		
	Subtest 4	9262	1852.4	23.5	0.5	25.2	18.7	0.5	20.4
		9400	1880.0	23.4			18.6		
		9538	1907.6	23.4			18.6		
HSUPA	Subtest 1	9262	1852.4	24.0	0	25.7	19.2	0	20.9
		9400	1880.0	23.9			19.1		
		9538	1907.6	23.9			19.1		
	Subtest 2	9262	1852.4	22.0	2	23.7	17.2	2	18.9
		9400	1880.0	21.9			17.1		
		9538	1907.6	21.9			17.1		
	Subtest 3	9262	1852.4	23.0	1	24.7	18.2	1	19.9
		9400	1880.0	22.7			18.9		
		9538	1907.6	22.9			18.9		
	Subtest 4	9262	1852.4	22.0	2	23.7	17.2	2	18.9
		9400	1880.0	21.9			17.1		
		9538	1907.6	21.9			17.1		
	Subtest 5	9262	1852.4	23.9	0	25.7	20.8	0	20.9
		9400	1880.0	23.9			20.7		
		9538	1907.6	23.9			20.7		
DC-HSDPA	Subtest 1	9262	1852.4	24.0	0	25.7	19.2	0	20.9
		9400	1880.0	23.9			19.1		
		9538	1907.6	23.9			19.1		
	Subtest 2	9262	1852.4	24.0	0	25.7	19.2	0	20.9
		9400	1880.0	23.9			19.1		
		9538	1907.6	24.0			19.1		
	Subtest 3	9262	1852.4	23.5	0.5	25.2	18.7	0.5	20.4
		9400	1880.0	23.3			18.6		
		9538	1907.6	23.4			18.6		
	Subtest 4	9262	1852.4	23.5	0.5	25.2	18.7	0.5	20.4
		9400	1880.0	23.4			18.6		
		9538	1907.6	23.5			18.6		
HSPA+	Subtest 1	9262	1852.4	22.2	2.5	23.2	17.1	2.5	18.4
		9400	1880.0	22.3			17.2		
		9538	1907.6	22.3			17.2		

This report shall not be reproduced without the written approval of UL Verification Services Inc.

W-CDMA Band 2 Measured Results (ANT2)

Mode		UL Ch No.	Freq. (MHz)	Power Mode A (dBm)			Power Mode B (dBm)		
				Measured Pw r	MPR	Tune-up Limit	Measured Pw r	MPR	Tune-up Limit
Release 99	Rel 99 (RMC, 12.2 kbps)	9262	1852.4	20.1	N/A	20.6	20.1	N/A	20.7
		9400	1880.0	20.1			20.1		
		9538	1907.6	20.1			20.1		
HSDPA	Subtest 1	9262	1852.4	19.7	0	20.6	19.7	0	20.7
		9400	1880.0	19.7			19.7		
		9538	1907.6	19.7			19.7		
	Subtest 2	9262	1852.4	19.7	0	20.6	19.7	0	20.7
		9400	1880.0	19.7			19.7		
		9538	1907.6	19.7			19.7		
	Subtest 3	9262	1852.4	19.2	0.5	20.1	19.2	0.5	20.2
		9400	1880.0	19.2			19.2		
		9538	1907.6	19.2			19.2		
	Subtest 4	9262	1852.4	19.2	0.5	20.1	19.2	0.5	20.2
		9400	1880.0	19.2			19.2		
		9538	1907.6	19.2			19.2		
HSUPA	Subtest 1	9262	1852.4	19.7	0	20.6	19.7	0	20.7
		9400	1880.0	19.7			19.7		
		9538	1907.6	19.7			19.7		
	Subtest 2	9262	1852.4	17.7	2	18.6	17.7	2	18.7
		9400	1880.0	17.7			17.7		
		9538	1907.6	17.7			17.7		
	Subtest 3	9262	1852.4	18.7	1	19.6	18.7	1	19.7
		9400	1880.0	18.7			18.7		
		9538	1907.6	18.7			18.7		
	Subtest 4	9262	1852.4	18.6	2	18.6	18.6	2	18.7
		9400	1880.0	18.5			18.5		
		9538	1907.6	18.5			18.5		
	Subtest 5	9262	1852.4	19.7	0	20.6	19.7	0	20.7
		9400	1880.0	19.7			19.7		
		9538	1907.6	19.7			19.7		
DC-HSDPA	Subtest 1	9262	1852.4	19.7	0	20.6	19.7	0	20.7
		9400	1880.0	19.7			19.7		
		9538	1907.6	19.7			19.7		
	Subtest 2	9262	1852.4	19.7	0	20.6	19.7	0	20.7
		9400	1880.0	19.7			19.7		
		9538	1907.6	19.7			19.7		
	Subtest 3	9262	1852.4	19.2	0.5	20.1	19.2	0.5	20.2
		9400	1880.0	19.2			19.2		
		9538	1907.6	19.2			19.2		
	Subtest 4	9262	1852.4	19.2	0.5	20.1	19.2	0.5	20.2
		9400	1880.0	19.2			19.2		
		9538	1907.6	19.2			19.2		
HSPA+	Subtest 1	9262	1852.4	17.7	2.5	18.1	17.7	2.5	18.2
		9400	1880.0	17.7			17.7		
		9538	1907.6	17.7			17.7		

This report shall not be reproduced without the written approval of UL Verification Services Inc.

W-CDMA Band 2 Measured Results (ANT3)

Mode		UL Ch No.	Freq. (MHz)	Power Mode A (dBm)			Power Mode B (dBm)		
				Measured Pw r	MPR	Tune-up Limit	Measured Pw r	MPR	Tune-up Limit
Release 99	Rel 99 (RMC, 12.2 kbps)	9262	1852.4	22.9	N/A	23.5	19.1	N/A	19.9
		9400	1880.0	23.0			19.2		
		9538	1907.6	23.0			19.2		
HSDPA	Subtest 1	9262	1852.4	22.1	0	23.5	18.6	0	19.9
		9400	1880.0	22.1			18.6		
		9538	1907.6	22.2			18.6		
	Subtest 2	9262	1852.4	22.1	0	23.5	18.5	0	19.9
		9400	1880.0	22.1			18.5		
		9538	1907.6	22.2			18.6		
	Subtest 3	9262	1852.4	21.6	0.5	23.0	18.0	0.5	19.4
		9400	1880.0	21.6			18.0		
		9538	1907.6	21.7			18.1		
	Subtest 4	9262	1852.4	21.6	0.5	23.0	18.1	0.5	19.4
		9400	1880.0	21.6			18.1		
		9538	1907.6	21.7			18.1		
HSUPA	Subtest 1	9262	1852.4	22.1	0	23.5	18.5	0	19.9
		9400	1880.0	22.1			18.5		
		9538	1907.6	22.2			18.6		
	Subtest 2	9262	1852.4	20.1	2	21.5	16.5	2	17.9
		9400	1880.0	20.1			16.5		
		9538	1907.6	20.2			16.6		
	Subtest 3	9262	1852.4	22.1	1	22.5	17.5	1	18.9
		9400	1880.0	22.1			17.5		
		9538	1907.6	22.2			17.6		
	Subtest 4	9262	1852.4	21.1	2	21.5	16.5	2	17.9
		9400	1880.0	21.1			16.5		
		9538	1907.6	21.2			16.6		
	Subtest 5	9262	1852.4	22.7	0	23.5	18.1	0	19.9
		9400	1880.0	22.7			18.1		
		9538	1907.6	22.8			18.1		
DC-HSDPA	Subtest 1	9262	1852.4	22.2	0	23.5	18.6	0	19.9
		9400	1880.0	22.2			18.6		
		9538	1907.6	22.2			18.6		
	Subtest 2	9262	1852.4	22.1	0	23.5	18.5	0	19.9
		9400	1880.0	22.1			18.5		
		9538	1907.6	22.2			18.6		
	Subtest 3	9262	1852.4	21.7	0.5	23.0	18.0	0.5	19.4
		9400	1880.0	21.6			18.0		
		9538	1907.6	21.7			18.1		
	Subtest 4	9262	1852.4	21.7	0.5	23.0	18.1	0.5	19.4
		9400	1880.0	21.7			18.1		
		9538	1907.6	21.7			18.1		
HSPA+	Subtest 1	9262	1852.4	20.1	2.5	21.0	16.5	2.5	17.4
		9400	1880.0	20.1			16.5		
		9538	1907.6	20.2			16.6		

This report shall not be reproduced without the written approval of UL Verification Services Inc.

W-CDMA Band 2 Measured Results (ANT4)

Mode		UL Ch No.	Freq. (MHz)	Power Mode A (dBm)			Power Mode B (dBm)		
				Measured Pwr	MPR	Tune-up Limit	Measured Pwr	MPR	Tune-up Limit
Release 99	Rel 99 (RMC, 12.2 kbps)	9262	1852.4	18.8	N/A	19.4	19.3	N/A	20.2
		9400	1880.0	18.9			19.4		
		9538	1907.6	18.9			19.3		
HSDPA	Subtest 1	9262	1852.4	17.8	0	19.4	18.6	0	20.2
		9400	1880.0	17.9			18.7		
		9538	1907.6	17.7			18.5		
	Subtest 2	9262	1852.4	17.8	0	19.4	18.6	0	20.2
		9400	1880.0	17.9			18.7		
		9538	1907.6	17.8			18.5		
	Subtest 3	9262	1852.4	17.8	0.5	18.9	18.6	0.5	19.7
		9400	1880.0	17.9			18.7		
		9538	1907.6	17.8			18.6		
	Subtest 4	9262	1852.4	17.8	0.5	18.9	18.6	0.5	19.7
		9400	1880.0	17.9			18.7		
		9538	1907.6	17.7			18.5		
HSUPA	Subtest 1	9262	1852.4	18.2	0	19.4	18.8	0	20.2
		9400	1880.0	18.4			19.2		
		9538	1907.6	18.2			19.1		
	Subtest 2	9262	1852.4	16.4	2	17.4	17.1	2	18.2
		9400	1880.0	16.4			17.2		
		9538	1907.6	16.2			17.0		
	Subtest 3	9262	1852.4	17.4	1	18.4	18.1	1	19.2
		9400	1880.0	17.4			18.2		
		9538	1907.6	17.3			18.1		
	Subtest 4	9262	1852.4	16.4	2	17.4	17.0	2	18.2
		9400	1880.0	16.4			17.2		
		9538	1907.6	16.2			17.1		
	Subtest 5	9262	1852.4	18.3	0	19.4	19.0	0	20.2
		9400	1880.0	18.4			19.2		
		9538	1907.6	18.2			19.1		
DC-HSDPA	Subtest 1	9262	1852.4	18.3	0	19.4	19.1	0	20.2
		9400	1880.0	18.4			19.2		
		9538	1907.6	18.2			19.0		
	Subtest 2	9262	1852.4	18.3	0	19.4	19.1	0	20.2
		9400	1880.0	18.3			19.2		
		9538	1907.6	18.2			19.0		
	Subtest 3	9262	1852.4	17.8	0.5	18.9	18.6	0.5	19.7
		9400	1880.0	17.9			18.7		
		9538	1907.6	17.7			18.6		
	Subtest 4	9262	1852.4	17.8	0.5	18.9	18.6	0.5	19.7
		9400	1880.0	17.9			18.7		
		9538	1907.6	17.7			18.6		
HSPA+	Subtest 1	9262	1852.4	15.8	2.5	16.9	16.7	2.5	17.7
		9400	1880.0	16.0			16.7		
		9538	1907.6	15.9			16.6		

This report shall not be reproduced without the written approval of UL Verification Services Inc.

W-CDMA Band 4 Measured Results (ANT1)

Mode		UL Ch No.	Freq. (MHz)	Power Mode A (dBm)			Power Mode B (dBm)		
				Measured Pw r	MPR	Tune-up Limit	Measured Pw r	MPR	Tune-up Limit
Release 99	Rel 99 (RMC, 12.2 kbps)	1312	1712.4	25.1	N/A	25.2	18.6	N/A	19.1
		1413	1732.6	25.2			18.9		
		1513	1752.6	25.2			18.9		
HSDPA	Subtest 1	1312	1712.4	24.2	0	25.2	17.5	0	19.1
		1413	1732.6	24.2			17.5		
		1513	1752.6	24.2			17.5		
	Subtest 2	1312	1712.4	24.2	0	25.2	17.5	0	19.1
		1413	1732.6	24.2			17.5		
		1513	1752.6	24.3			17.5		
	Subtest 3	1312	1712.4	23.6	0.5	24.7	16.9	0.5	18.6
		1413	1732.6	23.7			17.0		
		1513	1752.6	23.7			17.0		
	Subtest 4	1312	1712.4	23.6	0.5	24.7	16.9	0.5	18.6
		1413	1732.6	23.7			17.0		
		1513	1752.6	23.7			17.0		
HSUPA	Subtest 1	1312	1712.4	24.2	0	25.2	17.4	0	19.1
		1413	1732.6	24.2			17.5		
		1513	1752.6	24.2			17.5		
	Subtest 2	1312	1712.4	22.2	2	23.2	15.5	2	17.1
		1413	1732.6	22.2			15.5		
		1513	1752.6	22.3			15.6		
	Subtest 3	1312	1712.4	23.1	1	24.2	16.4	1	18.1
		1413	1732.6	23.2			16.5		
		1513	1752.6	23.2			16.5		
	Subtest 4	1312	1712.4	22.1	2	23.2	17.1	2	17.1
		1413	1732.6	22.2			17.0		
		1513	1752.6	22.2			16.9		
	Subtest 5	1312	1712.4	23.7	0	25.2	18.9	0	19.1
		1413	1732.6	23.8			19.0		
		1513	1752.6	23.8			18.9		
DC-HSDPA	Subtest 1	1312	1712.4	24.1	0	25.2	18.8	0	19.1
		1413	1732.6	24.2			19.0		
		1513	1752.6	24.2			18.9		
	Subtest 2	1312	1712.4	24.2	0	25.2	18.8	0	19.1
		1413	1732.6	24.2			19.0		
		1513	1752.6	24.2			18.9		
	Subtest 3	1312	1712.4	23.6	0.5	24.7	18.3	0.5	18.6
		1413	1732.6	23.7			18.5		
		1513	1752.6	23.7			18.4		
	Subtest 4	1312	1712.4	23.6	0.5	24.7	18.3	0.5	18.6
		1413	1732.6	23.7			18.5		
		1513	1752.6	23.7			18.4		
HSPA+	Subtest 1	1312	1712.4	22.2	2.5	22.7	15.5	2.5	16.6
		1413	1732.6	22.2			15.5		
		1513	1752.6	22.2			15.2		

This report shall not be reproduced without the written approval of UL Verification Services Inc.

W-CDMA Band 4 Measured Results (ANT2)

Mode		UL Ch No.	Freq. (MHz)	Power Mode A (dBm)			Power Mode B (dBm)		
				Measured Pw r	MPR	Tune-up Limit	Measured Pw r	MPR	Tune-up Limit
Release 99	Rel 99 (RMC, 12.2 kbps)	1312	1712.4	22.5	N/A	22.6	22.6	N/A	23.0
		1413	1732.6	22.5			22.7		
		1513	1752.6	22.5			22.6		
HSDPA	Subtest 1	1312	1712.4	21.7	0	22.6	22.2	0	23.0
		1413	1732.6	21.8			22.2		
		1513	1752.6	21.7			22.1		
	Subtest 2	1312	1712.4	21.7	0	22.6	22.1	0	23.0
		1413	1732.6	21.8			22.2		
		1513	1752.6	21.7			22.1		
	Subtest 3	1312	1712.4	21.2	0.5	22.1	21.6	0.5	22.5
		1413	1732.6	21.3			21.7		
		1513	1752.6	21.2			21.6		
	Subtest 4	1312	1712.4	21.2	0.5	22.1	21.6	0.5	22.5
		1413	1732.6	21.3			21.7		
		1513	1752.6	21.2			21.6		
HSUPA	Subtest 1	1312	1712.4	21.7	0	22.6	22.1	0	23.0
		1413	1732.6	21.8			22.2		
		1513	1752.6	21.7			22.1		
	Subtest 2	1312	1712.4	19.7	2	20.6	20.1	2	21.0
		1413	1732.6	19.8			20.2		
		1513	1752.6	19.8			20.1		
	Subtest 3	1312	1712.4	20.7	1	21.6	21.1	1	22.0
		1413	1732.6	21.0			21.2		
		1513	1752.6	20.9			21.1		
	Subtest 4	1312	1712.4	20.1	2	20.6	20.1	2	21.0
		1413	1732.6	20.1			20.1		
		1513	1752.6	20.1			20.1		
	Subtest 5	1312	1712.4	22.1	0	22.6	21.7	0	23.0
		1413	1732.6	22.1			21.7		
		1513	1752.6	22.1			21.7		
DC-HSDPA	Subtest 1	1312	1712.4	22.0	0	22.6	22.1	0	23.0
		1413	1732.6	22.0			22.2		
		1513	1752.6	22.0			22.2		
	Subtest 2	1312	1712.4	22.0	0	22.6	22.2	0	23.0
		1413	1732.6	22.0			22.2		
		1513	1752.6	22.0			22.2		
	Subtest 3	1312	1712.4	21.4	0.5	22.1	21.7	0.5	22.5
		1413	1732.6	21.5			21.7		
		1513	1752.6	21.5			21.7		
	Subtest 4	1312	1712.4	21.4	0.5	22.1	21.6	0.5	22.5
		1413	1732.6	21.5			21.7		
		1513	1752.6	21.5			21.7		
HSPA+	Subtest 1	1312	1712.4	19.7	2.5	20.1	20.1	2.5	20.5
		1413	1732.6	19.8			20.2		
		1513	1752.6	19.7			20.2		

This report shall not be reproduced without the written approval of UL Verification Services Inc.

W-CDMA Band 4 Measured Results (ANT3)

Mode		UL Ch No.	Freq. (MHz)	Power Mode A (dBm)			Power Mode B (dBm)		
				Measured Pw r	MPR	Tune-up Limit	Measured Pw r	MPR	Tune-up Limit
Release 99	Rel 99 (RMC, 12.2 kbps)	1312	1712.4	24.0	N/A	24.6	20.8	N/A	21.3
		1413	1732.6	24.1			20.8		
		1513	1752.6	24.0			20.6		
HSDPA	Subtest 1	1312	1712.4	23.0	0	24.6	19.8	0	21.3
		1413	1732.6	22.9			19.8		
		1513	1752.6	22.8			19.7		
	Subtest 2	1312	1712.4	22.9	0	24.6	19.8	0	21.3
		1413	1732.6	22.9			19.8		
		1513	1752.6	22.8			19.6		
	Subtest 3	1312	1712.4	22.4	0.5	24.1	19.3	0.5	20.8
		1413	1732.6	22.4			19.3		
		1513	1752.6	22.3			19.1		
	Subtest 4	1312	1712.4	22.4	0.5	24.1	19.3	0.5	20.8
		1413	1732.6	22.4			19.3		
		1513	1752.6	22.2			19.1		
HSUPA	Subtest 1	1312	1712.4	23.0	0	24.6	19.8	0	21.3
		1413	1732.6	22.9			19.8		
		1513	1752.6	22.8			19.6		
	Subtest 2	1312	1712.4	20.9	2	22.6	17.8	2	19.3
		1413	1732.6	20.9			17.8		
		1513	1752.6	20.8			17.6		
	Subtest 3	1312	1712.4	22.0	1	23.6	18.8	1	20.3
		1413	1732.6	22.8			18.8		
		1513	1752.6	22.7			18.6		
	Subtest 4	1312	1712.4	21.8	2	22.6	17.8	2	19.3
		1413	1732.6	21.8			17.8		
		1513	1752.6	21.7			17.6		
	Subtest 5	1312	1712.4	23.4	0	24.6	19.4	0	21.3
		1413	1732.6	23.4			19.4		
		1513	1752.6	23.2			19.4		
DC-HSDPA	Subtest 1	1312	1712.4	23.9	0	24.6	19.8	0	21.3
		1413	1732.6	23.9			19.8		
		1513	1752.6	23.7			19.6		
	Subtest 2	1312	1712.4	23.9	0	24.6	19.8	0	21.3
		1413	1732.6	23.9			19.8		
		1513	1752.6	23.6			19.6		
	Subtest 3	1312	1712.4	23.4	0.5	24.1	19.3	0.5	20.8
		1413	1732.6	23.3			19.3		
		1513	1752.6	23.2			19.1		
	Subtest 4	1312	1712.4	23.4	0.5	24.1	19.4	0.5	20.8
		1413	1732.6	23.4			19.3		
		1513	1752.6	23.2			19.1		
HSPA+	Subtest 1	1312	1712.4	20.9	2.5	22.1	17.8	2.5	18.8
		1413	1732.6	20.9			17.8		
		1513	1752.6	20.8			17.6		

This report shall not be reproduced without the written approval of UL Verification Services Inc.

W-CDMA Band 4 Measured Results (ANT4)

Mode		UL Ch No.	Freq. (MHz)	Power Mode A (dBm)			Power Mode B (dBm)		
				Measured Pw r	MPR	Tune-up Limit	Measured Pw r	MPR	Tune-up Limit
Release 99	Rel 99 (RMC, 12.2 kbps)	1312	1712.4	18.9	N/A	19.8	19.2	N/A	20.1
		1413	1732.6	19.0			19.3		
		1513	1752.6	19.0			19.3		
HSDPA	Subtest 1	1312	1712.4	18.7	0	19.8	19.0	0	20.1
		1413	1732.6	18.7			19.0		
		1513	1752.6	18.7			19.0		
	Subtest 2	1312	1712.4	18.7	0	19.8	19.0	0	20.1
		1413	1732.6	18.7			19.0		
		1513	1752.6	18.7			19.0		
	Subtest 3	1312	1712.4	18.1	0.5	19.3	18.4	0.5	19.6
		1413	1732.6	18.2			18.5		
		1513	1752.6	18.2			18.5		
	Subtest 4	1312	1712.4	18.1	0.5	19.3	18.4	0.5	19.6
		1413	1732.6	18.2			18.5		
		1513	1752.6	18.2			18.5		
HSUPA	Subtest 1	1312	1712.4	18.7	0	19.8	19.0	0	20.1
		1413	1732.6	18.7			19.0		
		1513	1752.6	18.7			19.0		
	Subtest 2	1312	1712.4	16.7	2	17.8	17.0	2	18.1
		1413	1732.6	16.7			17.0		
		1513	1752.6	16.7			17.0		
	Subtest 3	1312	1712.4	17.0	1	18.8	17.3	1	19.1
		1413	1732.6	17.1			17.4		
		1513	1752.6	17.1			17.4		
	Subtest 4	1312	1712.4	16.7	2	17.8	17.0	2	18.1
		1413	1732.6	16.7			17.0		
		1513	1752.6	16.7			17.0		
	Subtest 5	1312	1712.4	18.7	0	19.8	19.0	0	20.1
		1413	1732.6	18.7			19.0		
		1513	1752.6	18.7			19.0		
DC-HSDPA	Subtest 1	1312	1712.4	18.7	0	19.8	19.0	0	20.1
		1413	1732.6	18.7			19.0		
		1513	1752.6	18.7			19.0		
	Subtest 2	1312	1712.4	18.7	0	19.8	19.0	0	20.1
		1413	1732.6	18.7			19.0		
		1513	1752.6	18.7			19.0		
	Subtest 3	1312	1712.4	18.1	0.5	19.3	18.4	0.5	19.6
		1413	1732.6	18.2			18.5		
		1513	1752.6	18.2			18.5		
	Subtest 4	1312	1712.4	18.1	0.5	19.3	18.4	0.5	19.6
		1413	1732.6	18.2			18.5		
		1513	1752.6	18.2			18.5		
HSPA+	Subtest 1	1312	1712.4	16.2	2.5	17.3	16.5	2.5	17.6
		1413	1732.6	16.2			16.5		
		1513	1752.6	16.2			16.5		

This report shall not be reproduced without the written approval of UL Verification Services Inc.

W-CDMA Band 5 Measured Results (ANT1)

Mode		UL Ch No.	Freq. (MHz)	Power Mode A (dBm)			Power Mode B (dBm)		
				Measured Pwr	MPR	Tune-up Limit	Measured Pwr	MPR	Tune-up Limit
Release 99	Rel 99 (RMC, 12.2 kbps)	4132	826.4	24.9	N/A	25.7	23.5	N/A	24.2
		4183	836.6	25.1			23.6		
		4233	846.6	25.0			23.5		
HSDPA	Subtest 1	4132	826.4	23.9	0	25.7	22.5	0	24.2
		4183	836.6	24.1			22.6		
		4233	846.6	24.0			22.5		
	Subtest 2	4132	826.4	24.0	0	25.7	22.4	0	24.2
		4183	836.6	24.1			22.6		
		4233	846.6	24.0			22.5		
	Subtest 3	4132	826.4	23.5	0.5	25.2	22.0	0.5	23.7
		4183	836.6	23.6			22.1		
		4233	846.6	23.5			22.0		
	Subtest 4	4132	826.4	23.4	0.5	25.2	21.9	0.5	23.7
		4183	836.6	23.6			22.1		
		4233	846.6	23.5			22.0		
HSUPA	Subtest 1	4132	826.4	23.9	0	25.7	22.4	0	24.2
		4183	836.6	24.1			22.6		
		4233	846.6	24.0			22.5		
	Subtest 2	4132	826.4	21.9	2	23.7	20.5	2	22.2
		4183	836.6	22.1			20.6		
		4233	846.6	22.0			20.5		
	Subtest 3	4132	826.4	22.7	1	24.7	21.4	1	23.2
		4183	836.6	23.1			23.1		
		4233	846.6	23.0			23.0		
	Subtest 4	4132	826.4	21.9	2	23.7	22.0	2	22.2
		4183	836.6	22.1			22.1		
		4233	846.6	22.0			22.0		
	Subtest 5	4132	826.4	23.7	0	25.7	23.5	0	24.2
		4183	836.6	23.8			23.7		
		4233	846.6	23.8			23.6		
DC-HSDPA	Subtest 1	4132	826.4	24.0	0	25.7	24.0	0	24.2
		4183	836.6	24.1			24.1		
		4233	846.6	24.0			24.1		
	Subtest 2	4132	826.4	24.0	0	25.7	24.0	0	24.2
		4183	836.6	24.1			24.1		
		4233	846.6	24.1			24.1		
	Subtest 3	4132	826.4	23.5	0.5	25.2	23.5	0.5	23.7
		4183	836.6	23.6			23.6		
		4233	846.6	23.6			23.6		
	Subtest 4	4132	826.4	23.5	0.5	25.2	23.5	0.5	23.7
		4183	836.6	23.6			23.6		
		4233	846.6	23.6			23.5		
HSPA+	Subtest 1	4132	826.4	22.2	2.5	23.2	20.4	2.5	21.7
		4183	836.6	22.2			20.6		
		4233	846.6	22.2			20.5		

This report shall not be reproduced without the written approval of UL Verification Services Inc.

W-CDMA Band 5 Measured Results (ANT2)

Mode		UL Ch No.	Freq. (MHz)	Power Mode A (dBm)			Power Mode B (dBm)		
				Measured Pwr	MPR	Tune-up Limit	Measured Pwr	MPR	Tune-up Limit
Release 99	Rel 99 (RMC, 12.2 kbps)	4132	826.4	22.4	N/A	23.0	24.0	N/A	24.5
		4183	836.6	22.4			24.0		
		4233	846.6	22.4			24.0		
HSDPA	Subtest 1	4132	826.4	21.9	0	23.0	23.6	0	24.5
		4183	836.6	21.9			23.6		
		4233	846.6	21.8			23.5		
	Subtest 2	4132	826.4	21.8	0	23.0	23.6	0	24.5
		4183	836.6	21.8			23.6		
		4233	846.6	21.8			23.5		
	Subtest 3	4132	826.4	21.4	0.5	22.5	23.2	0.5	24.0
		4183	836.6	21.4			23.1		
		4233	846.6	21.3			23.0		
	Subtest 4	4132	826.4	21.4	0.5	22.5	23.1	0.5	24.0
		4183	836.6	21.4			22.8		
		4233	846.6	21.2			22.8		
HSUPA	Subtest 1	4132	826.4	21.9	0	23.0	23.3	0	24.5
		4183	836.6	21.8			23.3		
		4233	846.6	21.8			23.2		
	Subtest 2	4132	826.4	19.9	2	21.0	21.3	2	22.5
		4183	836.6	19.8			21.2		
		4233	846.6	19.8			21.2		
	Subtest 3	4132	826.4	21.9	1	22.0	22.2	1	23.5
		4183	836.6	21.9			22.3		
		4233	846.6	21.9			22.3		
	Subtest 4	4132	826.4	21.0	2	21.0	21.2	2	22.5
		4183	836.6	21.0			21.1		
		4233	846.6	20.9			21.0		
	Subtest 5	4132	826.4	22.6	0	23.0	22.7	0	24.5
		4183	836.6	21.4			22.6		
		4233	846.6	23.0			22.6		
DC-HSDPA	Subtest 1	4132	826.4	21.9	0	23.0	23.3	0	24.5
		4183	836.6	21.8			23.3		
		4233	846.6	21.8			23.3		
	Subtest 2	4132	826.4	21.9	0	23.0	23.3	0	24.5
		4183	836.6	21.8			23.2		
		4233	846.6	21.8			23.2		
	Subtest 3	4132	826.4	21.4	0.5	22.5	22.8	0.5	24.0
		4183	836.6	21.3			22.8		
		4233	846.6	21.3			22.8		
	Subtest 4	4132	826.4	21.4	0.5	22.5	22.7	0.5	24.0
		4183	836.6	21.3			22.7		
		4233	846.6	21.3			22.7		
HSPA+	Subtest 1	4132	826.4	20.0	2.5	20.5	21.5	2.5	22.0
		4183	836.6	20.1			21.6		
		4233	846.6	20.0			21.5		

This report shall not be reproduced without the written approval of UL Verification Services Inc.

9.3. LTE

The following tests were conducted according to the test requirements outlined in section 6.2 of the 3GPP TS36.101 specification.

UE Power Class: 3 (23 +/- 2dBm). The allowed Maximum Power Reduction (MPR) for the maximum output power due to higher order modulation and transmit bandwidth configuration (resource blocks) is specified in Table 6.2.3-1 of the 3GPP TS36.101.

Table 6.2.3-1: Maximum Power Reduction (MPR) for Power Class 1, 2 and 3

Modulation	Channel bandwidth / Transmission bandwidth (N_{RB})						MPR (dB)
	1.4 MHz	3.0 MHz	5 MHz	10 MHz	15 MHz	20 MHz	
QPSK	> 5	> 4	> 8	> 12	> 16	> 18	≤ 1
16 QAM	≤ 5	≤ 4	≤ 8	≤ 12	≤ 16	≤ 18	≤ 1
16 QAM	> 5	> 4	> 8	> 12	> 16	> 18	≤ 2
64 QAM	≤ 5	≤ 4	≤ 8	≤ 12	≤ 16	≤ 18	≤ 2
64 QAM	> 5	> 4	> 8	> 12	> 16	> 18	≤ 3
256 QAM	≥ 1						≤ 5

The allowed A-MPR values specified below in Table 6.2.4.-1 of 3GPP TS36.101 are in addition to the allowed MPR requirements. All the measurements below were performed with A-MPR disabled, by using Network Signaling Value of “NS_01”.

Table 6.2.4-1: Additional Maximum Power Reduction (A-MPR)

Network Signalling value	Requirements (subclause)	E-UTRA Band	Channel bandwidth (MHz)	Resources Blocks (N_{RB})	A-MPR (dB)
NS_01	6.6.2.1.1	Table 5.5-1	1.4, 3, 5, 10, 15, 20	Table 5.6-1	N/A

This report shall not be reproduced without the written approval of UL Verification Services Inc.

Output Power for LTE

According to April 2015 TCB workshop, SAR test exclusion can be applied for testing overlapping LTE bands as follows:

a) The maximum output power, including tolerance, for the smaller band must be ≤ the larger band to qualify for the SAR test exclusion.
b) The channel bandwidth and other operating parameters for the smaller band must be fully supported by the larger band.

- LTE Band 2 (1850-1910 MHz) is covered by LTE Band 25 (1850-1915 MHz)
- LTE Band 4 (1710-1755 MHz) is covered by LTE Band 66 (1710-1780 MHz)
- LTE Band 17 (704-716 MHz) is covered by LTE Band 12 (699-716 MHz)

Maximum bandwidth does not support at least three non-overlapping channels in certain channel bandwidths. When a device supports overlapping channel assignment in a channel bandwidth configuration, the middle channel of the group of overlapping channels should be selected for testing per KDB 941225 D05 SAR for LTE Devices.

LTE QPSK configuration has the highest maximum average output power per 3GPP standard.

SAR measurement is not required for the 16QAM and 64QAM. When the highest maximum output power for 16QAM and 64QAM is ≤ ½ dB higher than the QPSK or when the reported SAR for the QPSK configuration is ≤ 1.45 W/kg.

Please refer to section 6.3. for LTE detail test channels.

RF Air interface	Mode	Target Output Power (dBm)								Tolerance	Maximum Output Power (Tune-up Limit) (dBm)							
		ANT1		ANT2		ANT3		ANT4			ANT1		ANT2		ANT3		ANT4	
		Mode A	Mode B	Mode A	Mode B	Mode A	Mode B	Mode A	Mode B	+ / -	Mode A	Mode B	Mode A	Mode B	Mode A	Mode B	Mode A	Mode B
LTE Band 2	QPSK	25.0	20.2	19.9	20.0	22.8	19.2	18.7	19.5	0.7 / -1.0	25.7	20.9	20.6	20.7	23.5	19.9	19.4	20.2
LTE Band 4	QPSK	24.5	18.4	21.9	22.3	23.9	20.6	19.1	19.4	0.7 / -1.0	25.2	19.1	22.6	23.0	24.6	21.3	19.8	20.1
LTE Band 5	QPSK	25.0	23.5	22.3	23.8					0.7 / -1.0	25.7	24.2	23.0	24.5				
LTE Band 7	QPSK	25.0	19.3	18.2	19.5	23.1	18.5	17.1	16.9	0.7 / -1.0	25.7	20.0	18.9	20.2	23.8	19.2	17.8	17.6
LTE Band 12	QPSK	25.0	24.2	22.8	24.0					0.7 / -1.0	25.7	24.9	23.5	24.7				
LTE Band 13	QPSK	25.0	23.4	22.1	24.0					0.7 / -1.0	25.7	24.1	22.8	24.7				
LTE Band 14	QPSK	25.0	23.4	22.1	24.0					0.7 / -1.0	25.7	24.1	22.8	24.7				
LTE Band 17	QPSK	25.0	24.2	22.8	24.0					0.7 / -1.0	25.7	24.9	23.5	24.7				
LTE Band 25	QPSK	25.0	20.2	19.9	20.0	22.8	19.2	18.7	19.5	0.7 / -1.0	25.7	20.9	20.6	20.7	23.5	19.9	19.4	20.2
LTE Band 26	QPSK	25.0	23.5	22.3	23.8					0.7 / -1.0	25.7	24.2	23.0	24.5				
LTE Band 30	QPSK	24.5	19.3	16.3	17.9	22.9	19.2	19.6	19.2	0.7 / -1.0	25.2	20.0	17.0	18.6	23.6	19.9	20.3	19.9
LTE Band 41 (PC3)	QPSK	25.0	21.3	20.3	20.7	24.9	20.3	18.8	19.0	0.7 / -1.0	25.7	22.0	21.0	21.4	25.6	21.0	19.5	19.7
LTE Band 41 (PC 2)	QPSK	27.0	21.3	20.3	20.7	24.9	20.3	18.8	19.0	0.7 / -1.0	27.7	22.0	21.0	21.4	25.6	21.0	19.5	19.7
LTE Band 53	QPSK	20.0	20.0	20.0	20.0					0.7 / -1.0	20.7	20.7	20.7	20.7				
LTE Band 66	QPSK	24.5	18.4	21.9	22.3	23.9	20.6	19.1	19.4	0.7 / -1.0	25.2	19.1	22.6	23.0	24.6	21.3	19.8	20.1
LTE Band 71	QPSK	25.0	25.0	22.0	24.0					0.7 / -1.0	25.7	25.7	22.7	24.7				
RF Air interface	Mode	Target Output Power (dBm)								Tolerance	Maximum Output Power (Tune-up Limit) (dBm)							
		ANT7		ANT8		ANT9		ANT4			ANT7		ANT8		ANT9		ANT4	
		Mode A	Mode B	Mode A	Mode B	Mode A	Mode B	Mode A	Mode B	+ / -	Mode A	Mode B	Mode A	Mode B	Mode A	Mode B	Mode A	Mode B
LTE Band 48	QPSK	24.3	21.4	22.4	21.7	25.0	23.7	21.6	21.3	1.0 / -1.0	25.3	22.4	23.4	22.7	26.0	24.7	22.6	22.3

This report shall not be reproduced without the written approval of UL Verification Services Inc.

LTE Band 5 Measured Results (ANT1)

BW (MHz)	Mode	RB Allocation	RB offset	Power Mode A (dBm)					Power Mode B (dBm)				
					20525		MPR	Tune-up Limit		20525		MPR	Tune-up Limit
					836.5 MHz					836.5 MHz			
10 MHz	QPSK	1	0		25.0		0	25.7		23.8		0	24.2
		1	25		25.2		0	25.7		24.0		0	24.2
		1	49		25.1		0	25.7		23.9		0	24.2
		25	0		24.1		1	24.7		23.9		0	24.2
		25	12		24.2		1	24.7		24.0		0	24.2
		25	25		24.2		1	24.7		24.0		0	24.2
		50	0		24.2		1	24.7		24.0		0	24.2
	16QAM	1	0		24.2		1	24.7		23.9		0	24.2
		1	25		24.2		1	24.7		23.9		0	24.2
		1	49		24.2		1	24.7		23.9		0	24.2
		25	0		23.2		2	23.7		23.2		0.5	23.7
		25	12		23.3		2	23.7		23.3		0.5	23.7
		25	25		23.2		2	23.7		23.2		0.5	23.7
		50	0		23.2		2	23.7		23.2		0.5	23.7
	64QAM	1	0		23.2		2	23.7		23.2		0.5	23.7
		1	25		23.3		2	23.7		23.3		0.5	23.7
		1	49		23.2		2	23.7		23.2		0.5	23.7
		25	0		22.1		3	22.7		22.1		1.5	22.7
		25	12		22.2		3	22.7		22.2		1.5	22.7
		25	25		22.2		3	22.7		22.2		1.5	22.7
		50	0		22.2		3	22.7		22.2		1.5	22.7
	256QAM	1	0		20.1		5	20.7		20.1		3.5	20.7
		1	25		20.2		5	20.7		20.2		3.5	20.7
		1	49		20.2		5	20.7		20.2		3.5	20.7
		25	0		20.1		5	20.7		20.1		3.5	20.7
		25	12		20.2		5	20.7		20.2		3.5	20.7
		25	25		20.2		5	20.7		20.2		3.5	20.7
		50	0		20.2		5	20.7		20.2		3.5	20.7

BW (MHz)	Mode	RB Allocation	RB offset	Power Mode A (dBm)					Power Mode B (dBm)				
				20425	20525	20625	MPR	Tune-up Limit	20425	20525	20625	MPR	Tune-up Limit
				826.5 MHz	836.5 MHz	846.5 MHz			826.5 MHz	836.5 MHz	846.5 MHz		
5 MHz	QPSK	1	0	25.1	25.1	25.0	0	25.7	23.8	23.9	23.9	0	24.2
		1	12	25.1	25.2	25.2	0	25.7	23.9	23.9	24.0	0	24.2
		1	24	25.1	25.1	25.1	0	25.7	23.9	23.9	23.8	0	24.2
		12	0	24.0	24.1	24.1	1	24.7	23.8	23.9	23.9	0	24.2
		12	7	24.1	24.2	24.1	1	24.7	23.9	24.0	23.9	0	24.2
		12	13	24.1	24.1	24.1	1	24.7	23.9	23.9	23.9	0	24.2
		25	0	24.1	24.2	24.1	1	24.7	23.9	24.0	23.9	0	24.2
	16QAM	1	0	23.8	23.8	23.7	1	24.7	23.8	23.8	23.7	0	24.2
		1	12	23.8	23.8	23.8	1	24.7	23.8	23.8	23.8	0	24.2
		1	24	23.8	23.8	23.7	1	24.7	23.8	23.8	23.7	0	24.2
		12	0	23.1	23.2	23.1	2	23.7	23.1	23.2	23.1	0.5	23.7
		12	7	23.2	23.3	23.1	2	23.7	23.2	23.3	23.1	0.5	23.7
		12	13	23.2	23.3	23.2	2	23.7	23.2	23.3	23.2	0.5	23.7
		25	0	23.1	23.1	23.1	2	23.7	23.1	23.1	23.1	0.5	23.7
	64QAM	1	0	23.2	23.3	23.3	2	23.7	23.2	23.3	23.3	0.5	23.7
		1	12	23.2	23.4	23.4	2	23.7	23.2	23.4	23.4	0.5	23.7
		1	24	23.2	23.4	23.3	2	23.7	23.2	23.4	23.3	0.5	23.7
		12	0	22.0	22.1	22.1	3	22.7	22.0	22.1	22.1	1.5	22.7
		12	7	22.1	22.2	22.1	3	22.7	22.1	22.2	22.1	1.5	22.7
		12	13	22.1	22.2	22.2	3	22.7	22.1	22.2	22.2	1.5	22.7
		25	0	22.1	22.2	22.1	3	22.7	22.1	22.2	22.1	1.5	22.7
	256QAM	1	0	20.2	20.2	20.2	5	20.7	20.2	20.2	20.2	3.5	20.7
		1	12	20.2	20.2	20.2	5	20.7	20.2	20.2	20.2	3.5	20.7
		1	24	20.3	20.2	20.2	5	20.7	20.3	20.2	20.2	3.5	20.7
		12	0	20.0	20.1	20.1	5	20.7	20.0	20.1	20.1	3.5	20.7
		12	7	20.1	20.2	20.1	5	20.7	20.1	20.2	20.1	3.5	20.7
		12	13	20.1	20.2	20.2	5	20.7	20.1	20.2	20.2	3.5	20.7
		25	0	20.1	20.2	20.1	5	20.7	20.1	20.2	20.1	3.5	20.7

This report shall not be reproduced without the written approval of UL Verification Services Inc.

LTE Band 5 Measured Results (ANT1) (continued)

BW (MHz)	Mode	RB Allocation	RB offset	Power Mode A (dBm)					Power Mode B (dBm)				
				20415	20525	20635	MPR	Tune-up Limit	20415	20525	20635	MPR	Tune-up Limit
				825.5 MHz	836.5 MHz	847.5 MHz			825.5 MHz	836.5 MHz	847.5 MHz		
3 MHz	QPSK	1	0	25.0	25.1	25.1	0	25.7	23.8	23.9	23.8	0	24.2
		1	8	25.0	25.1	25.1	0	25.7	23.8	23.9	23.9	0	24.2
		1	14	25.0	25.1	25.1	0	25.7	23.8	23.9	23.8	0	24.2
		8	0	24.0	24.1	24.1	1	24.7	23.8	23.9	23.9	0	24.2
		8	4	24.1	24.2	24.2	1	24.7	23.9	24.0	24.0	0	24.2
		8	7	24.1	24.2	24.2	1	24.7	23.9	23.9	24.0	0	24.2
		15	0	24.1	24.1	24.1	1	24.7	23.8	23.9	23.9	0	24.2
	16QAM	1	0	23.8	23.8	23.8	1	24.7	23.8	23.8	23.8	0	24.2
		1	8	23.8	23.8	23.8	1	24.7	23.8	23.8	23.8	0	24.2
		1	14	23.8	23.7	23.7	1	24.7	23.8	23.7	23.7	0	24.2
		8	0	23.0	23.2	23.1	2	23.7	23.0	23.2	23.1	0.5	23.7
		8	4	23.1	23.3	23.2	2	23.7	23.1	23.3	23.2	0.5	23.7
		8	7	23.1	23.2	23.2	2	23.7	23.1	23.2	23.2	0.5	23.7
		15	0	23.1	23.2	23.2	2	23.7	23.1	23.2	23.2	0.5	23.7
	64QAM	1	0	23.3	23.2	23.3	2	23.7	23.3	23.2	23.3	0.5	23.7
		1	8	23.4	23.3	23.3	2	23.7	23.4	23.3	23.3	0.5	23.7
		1	14	23.3	23.2	23.3	2	23.7	23.3	23.2	23.3	0.5	23.7
		8	0	22.0	22.1	22.1	3	22.7	22.0	22.1	22.1	1.5	22.7
		8	4	22.1	22.2	22.2	3	22.7	22.1	22.2	22.2	1.5	22.7
		8	7	22.1	22.2	22.2	3	22.7	22.1	22.2	22.2	1.5	22.7
		15	0	22.1	22.1	22.1	3	22.7	22.1	22.1	22.1	1.5	22.7
	256QAM	1	0	20.0	20.2	20.1	5	20.7	20.0	20.2	20.1	3.5	20.7
		1	8	20.1	20.3	20.3	5	20.7	20.1	20.3	20.3	3.5	20.7
		1	14	20.1	20.2	20.3	5	20.7	20.1	20.2	20.3	3.5	20.7
		8	0	20.0	20.1	20.1	5	20.7	20.0	20.1	20.1	3.5	20.7
		8	4	20.1	20.2	20.2	5	20.7	20.1	20.2	20.2	3.5	20.7
		8	7	20.1	20.2	20.1	5	20.7	20.1	20.2	20.1	3.5	20.7
		15	0	20.1	20.1	20.1	5	20.7	20.1	20.1	20.1	3.5	20.7

BW (MHz)	Mode	RB Allocation	RB offset	Power Mode A (dBm)					Power Mode B (dBm)				
				20407	20525	20643	MPR	Tune-up Limit	20407	20525	20643	MPR	Tune-up Limit
				824.7 MHz	836.5 MHz	848.3 MHz			824.7 MHz	836.5 MHz	848.3 MHz		
1.4 MHz	QPSK	1	0	25.0	25.0	25.1	0	25.7	23.8	23.8	23.9	0	24.2
		1	3	25.0	25.1	25.1	0	25.7	23.8	23.9	23.9	0	24.2
		1	5	25.0	25.1	25.1	0	25.7	23.8	23.9	23.9	0	24.2
		3	0	25.0	25.1	25.1	0	25.7	23.8	23.9	23.9	0	24.2
		3	1	25.0	25.1	25.1	0	25.7	23.8	23.9	23.9	0	24.2
		3	3	25.0	25.1	25.1	0	25.7	23.8	23.9	23.9	0	24.2
		6	0	24.0	24.1	24.1	1	24.7	23.8	23.9	23.9	0	24.2
	16QAM	1	0	23.7	23.7	23.8	1	24.7	23.7	23.7	23.8	0	24.2
		1	3	23.8	23.8	23.8	1	24.7	23.8	23.8	23.8	0	24.2
		1	5	23.8	23.7	23.8	1	24.7	23.8	23.7	23.8	0	24.2
		3	0	23.6	23.7	23.7	1	24.7	23.6	23.7	23.7	0	24.2
		3	1	23.6	23.7	23.7	1	24.7	23.6	23.7	23.7	0	24.2
		3	3	23.6	23.7	23.7	1	24.7	23.6	23.7	23.7	0	24.2
		6	0	23.1	23.2	23.1	2	23.7	23.1	23.2	23.1	0.5	23.7
	64QAM	1	0	23.1	23.3	23.2	2	23.7	23.1	23.3	23.2	0.5	23.7
		1	3	23.1	23.3	23.2	2	23.7	23.1	23.3	23.2	0.5	23.7
		1	5	23.2	23.3	23.1	2	23.7	23.2	23.3	23.1	0.5	23.7
		3	0	23.0	23.2	23.2	2	23.7	23.0	23.2	23.2	0.5	23.7
		3	1	23.1	23.2	23.2	2	23.7	23.1	23.2	23.2	0.5	23.7
		3	3	23.1	23.2	23.2	2	23.7	23.1	23.2	23.2	0.5	23.7
		6	0	22.0	22.1	22.0	3	22.7	22.0	22.1	22.0	1.5	22.7
	256QAM	1	0	20.1	20.2	20.2	5	20.7	20.1	20.2	20.2	3.5	20.7
		1	3	20.1	20.3	20.2	5	20.7	20.1	20.3	20.2	3.5	20.7
		1	5	20.1	20.2	20.2	5	20.7	20.1	20.2	20.2	3.5	20.7
		3	0	20.0	20.1	20.1	5	20.7	20.0	20.1	20.1	3.5	20.7
		3	1	20.0	20.2	20.1	5	20.7	20.0	20.2	20.1	3.5	20.7
		3	3	20.0	20.1	20.1	5	20.7	20.0	20.1	20.1	3.5	20.7
		6	0	20.2	20.2	20.1	5	20.7	20.2	20.2	20.1	3.5	20.7

This report shall not be reproduced without the written approval of UL Verification Services Inc.

LTE Band 5 Measured Results (ANT2)

BW (MHz)	Mode	RB Allocation	RB offset	Power Mode A (dBm)					Power Mode B (dBm)				
					20525		MPR	Tune-up Limit		20525		MPR	Tune-up Limit
					836.5 MHz					836.5 MHz			
10 MHz	QPSK	1	0		22.4		0.0	23.0		23.7		0.0	24.5
		1	25		22.5		0.0	23.0		23.8		0.0	24.5
		1	49		22.4		0.0	23.0		23.7		0.0	24.5
		25	0		22.3		0.0	23.0		23.0		0.8	23.7
		25	12		22.3		0.0	23.0		23.0		0.8	23.7
		25	25		22.2		0.0	23.0		22.9		0.8	23.7
		50	0		22.2		0.0	23.0		22.9		0.8	23.7
	16QAM	1	0		22.2		0.0	23.0		22.9		0.8	23.7
		1	25		22.2		0.0	23.0		22.9		0.8	23.7
		1	49		22.2		0.0	23.0		22.9		0.8	23.7
		25	0		21.8		0.3	22.7		21.8		1.8	22.7
		25	12		21.9		0.3	22.7		21.9		1.8	22.7
		25	25		21.8		0.3	22.7		21.8		1.8	22.7
		50	0		21.9		0.3	22.7		21.9		1.8	22.7
	64QAM	1	0		21.9		0.3	22.7		21.9		1.8	22.7
		1	25		21.9		0.3	22.7		21.9		1.8	22.7
		1	49		21.9		0.3	22.7		21.9		1.8	22.7
		25	0		20.8		1.3	21.7		20.8		2.8	21.7
		25	12		20.9		1.3	21.7		20.9		2.8	21.7
		25	25		20.8		1.3	21.7		20.8		2.8	21.7
		50	0		20.9		1.3	21.7		20.9		2.8	21.7
	256QAM	1	0		18.9		3.3	19.7		18.9		4.8	19.7
		1	25		18.9		3.3	19.7		18.9		4.8	19.7
		1	49		18.9		3.3	19.7		18.9		4.8	19.7
		25	0		18.8		3.3	19.7		18.8		4.8	19.7
		25	12		18.9		3.3	19.7		18.9		4.8	19.7
		25	25		18.8		3.3	19.7		18.8		4.8	19.7
		50	0		18.8		3.3	19.7		18.8		4.8	19.7

BW (MHz)	Mode	RB Allocation	RB offset	Power Mode A (dBm)					Power Mode B (dBm)				
				20425	20525	20625	MPR	Tune-up Limit	20425	20525	20625	MPR	Tune-up Limit
				826.5 MHz	836.5 MHz	846.5 MHz			826.5 MHz	836.5 MHz	846.5 MHz		
5 MHz	QPSK	1	0	22.1	22.1	22.1	0.0	23.0	23.4	23.4	23.4	0.0	24.5
		1	12	22.2	22.2	22.2	0.0	23.0	23.5	23.5	23.5	0.0	24.5
		1	24	22.1	22.1	22.1	0.0	23.0	23.4	23.4	23.4	0.0	24.5
		12	0	22.1	22.0	22.1	0.0	23.0	22.8	22.7	22.8	0.8	23.7
		12	7	22.2	22.1	22.1	0.0	23.0	22.9	22.8	22.8	0.8	23.7
		12	13	22.1	22.1	22.1	0.0	23.0	22.8	22.8	22.8	0.8	23.7
		25	0	22.2	22.1	22.1	0.0	23.0	22.9	22.8	22.8	0.8	23.7
	16QAM	1	0	22.2	22.2	22.2	0.0	23.0	22.9	22.9	22.9	0.8	23.7
		1	12	22.2	22.2	22.2	0.0	23.0	22.9	22.9	22.9	0.8	23.7
		1	24	22.2	22.2	22.2	0.0	23.0	22.9	22.9	22.9	0.8	23.7
		12	0	21.9	21.8	21.9	0.3	22.7	21.9	21.8	21.9	1.8	22.7
		12	7	21.9	21.9	21.9	0.3	22.7	21.9	21.9	21.9	1.8	22.7
		12	13	21.9	21.8	21.9	0.3	22.7	21.9	21.8	21.9	1.8	22.7
		25	0	21.9	21.8	21.8	0.3	22.7	21.9	21.8	21.8	1.8	22.7
	64QAM	1	0	21.8	21.8	21.9	0.3	22.7	21.8	21.8	21.9	1.8	22.7
		1	12	21.8	21.8	21.9	0.3	22.7	21.8	21.8	21.9	1.8	22.7
		1	24	21.8	21.8	21.8	0.3	22.7	21.8	21.8	21.8	1.8	22.7
		12	0	20.8	20.8	20.8	1.3	21.7	20.8	20.8	20.8	2.8	21.7
		12	7	20.9	20.9	20.8	1.3	21.7	20.9	20.9	20.8	2.8	21.7
		12	13	20.9	20.8	20.9	1.3	21.7	20.9	20.8	20.9	2.8	21.7
		25	0	20.9	20.8	20.8	1.3	21.7	20.9	20.8	20.8	2.8	21.7
	256QAM	1	0	18.9	18.9	19.0	3.3	19.7	18.9	18.9	19.0	4.8	19.7
		1	12	18.9	19.0	19.0	3.3	19.7	18.9	19.0	19.0	4.8	19.7
		1	24	18.9	19.0	19.0	3.3	19.7	18.9	19.0	19.0	4.8	19.7
		12	0	18.8	18.7	18.8	3.3	19.7	18.8	18.7	18.8	4.8	19.7
		12	7	18.9	18.8	18.8	3.3	19.7	18.9	18.8	18.8	4.8	19.7
		12	13	18.8	18.8	18.9	3.3	19.7	18.8	18.8	18.9	4.8	19.7
		25	0	18.9	18.8	18.8	3.3	19.7	18.9	18.8	18.8	4.8	19.7

This report shall not be reproduced without the written approval of UL Verification Services Inc.

LTE Band 5 Measured Results (ANT2) (continued)

BW (MHz)	Mode	RB Allocation	RB offset	Power Mode A (dBm)					Power Mode B (dBm)				
				20415	20525	20635	MPR	Tune-up Limit	20415	20525	20635	MPR	Tune-up Limit
				825.5 MHz	836.5 MHz	847.5 MHz			825.5 MHz	836.5 MHz	847.5 MHz		
3 MHz	QPSK	1	0	22.1	22.0	22.1	0.0	23.0	23.4	23.3	23.4	0.0	24.5
		1	8	22.1	22.1	22.2	0.0	23.0	23.4	23.4	23.5	0.0	24.5
		1	14	22.1	22.0	22.1	0.0	23.0	23.4	23.3	23.4	0.0	24.5
		8	0	22.1	22.1	22.1	0.0	23.0	22.8	22.8	22.8	0.8	23.7
		8	4	22.2	22.1	22.1	0.0	23.0	22.9	22.8	22.8	0.8	23.7
		8	7	22.1	22.1	22.1	0.0	23.0	22.8	22.8	22.8	0.8	23.7
		15	0	22.1	22.0	22.0	0.0	23.0	22.8	22.7	22.7	0.8	23.7
	16QAM	1	0	22.4	22.4	22.4	0.0	23.0	23.1	23.1	23.1	0.8	23.7
		1	8	22.4	22.5	22.5	0.0	23.0	23.1	23.2	23.2	0.8	23.7
		1	14	22.4	22.4	22.4	0.0	23.0	23.1	23.1	23.1	0.8	23.7
		8	0	21.9	21.8	21.9	0.3	22.7	21.9	21.8	21.9	1.8	22.7
		8	4	21.9	21.8	21.9	0.3	22.7	21.9	21.8	21.9	1.8	22.7
		8	7	21.9	21.8	21.9	0.3	22.7	21.9	21.8	21.9	1.8	22.7
		15	0	21.9	21.8	21.8	0.3	22.7	21.9	21.8	21.8	1.8	22.7
	64QAM	1	0	22.0	21.9	22.0	0.3	22.7	22.0	21.9	22.0	1.8	22.7
		1	8	22.0	21.9	22.0	0.3	22.7	22.0	21.9	22.0	1.8	22.7
		1	14	22.0	21.9	21.9	0.3	22.7	22.0	21.9	21.9	1.8	22.7
		8	0	20.9	20.8	20.8	1.3	21.7	20.9	20.8	20.8	2.8	21.7
		8	4	20.9	20.8	20.8	1.3	21.7	20.9	20.8	20.8	2.8	21.7
		8	7	20.9	20.8	20.9	1.3	21.7	20.9	20.8	20.9	2.8	21.7
		15	0	20.9	20.8	20.8	1.3	21.7	20.9	20.8	20.8	2.8	21.7
	256QAM	1	0	18.8	18.8	18.8	3.3	19.7	18.8	18.8	18.8	4.8	19.7
		1	8	19.0	18.9	19.0	3.3	19.7	19.0	18.9	19.0	4.8	19.7
		1	14	18.9	18.9	18.9	3.3	19.7	18.9	18.9	18.9	4.8	19.7
		8	0	18.9	18.8	18.8	3.3	19.7	18.9	18.8	18.8	4.8	19.7
		8	4	18.9	18.8	18.8	3.3	19.7	18.9	18.8	18.8	4.8	19.7
		8	7	18.9	18.8	18.9	3.3	19.7	18.9	18.8	18.9	4.8	19.7
		15	0	18.8	18.8	18.8	3.3	19.7	18.8	18.8	18.8	4.8	19.7

BW (MHz)	Mode	RB Allocation	RB offset	Power Mode A (dBm)					Power Mode B (dBm)				
				20407	20525	20643	MPR	Tune-up Limit	20407	20525	20643	MPR	Tune-up Limit
				824.7 MHz	836.5 MHz	848.3 MHz			824.7 MHz	836.5 MHz	848.3 MHz		
1.4 MHz	QPSK	1	0	22.1	22.0	22.0	0.0	23.0	23.4	23.3	23.4	0.0	24.5
		1	3	22.1	22.0	22.1	0.0	23.0	23.4	23.4	23.5	0.0	24.5
		1	5	22.1	22.0	22.1	0.0	23.0	23.4	23.3	23.4	0.0	24.5
		3	0	22.1	22.0	22.1	0.0	23.0	22.8	22.8	22.8	0.0	24.5
		3	1	22.1	22.0	22.1	0.0	23.0	22.9	22.8	22.8	0.0	24.5
		3	3	22.1	22.0	22.1	0.0	23.0	22.8	22.8	22.8	0.0	24.5
		6	0	22.1	22.0	22.1	0.0	23.0	22.8	22.7	22.7	0.8	23.7
	16QAM	1	0	22.4	22.4	22.3	0.0	23.0	23.1	23.1	23.1	0.8	23.7
		1	3	22.5	22.4	22.3	0.0	23.0	23.1	23.2	23.2	0.8	23.7
		1	5	22.4	22.4	22.3	0.0	23.0	23.1	23.1	23.1	0.8	23.7
		3	0	22.3	22.3	22.3	0.0	23.0	22.3	22.3	22.3	0.8	23.7
		3	1	22.3	22.2	22.3	0.0	23.0	22.3	22.2	22.3	0.8	23.7
		3	3	22.3	22.2	22.3	0.0	23.0	22.3	22.2	22.3	0.8	23.7
		6	0	21.8	21.8	21.9	0.3	22.7	21.8	21.8	21.9	1.8	22.7
	64QAM	1	0	21.9	22.0	22.0	0.3	22.7	21.9	22.0	22.0	1.8	22.7
		1	3	22.1	22.0	22.0	0.3	22.7	22.1	22.0	22.0	1.8	22.7
		1	5	21.9	21.9	22.0	0.3	22.7	21.9	21.9	22.0	1.8	22.7
		3	0	21.9	21.9	21.9	0.3	22.7	21.9	21.9	21.9	1.8	22.7
		3	1	21.9	21.9	21.9	0.3	22.7	21.9	21.9	21.9	1.8	22.7
		3	3	21.9	21.9	21.8	0.3	22.7	21.9	21.9	21.8	1.8	22.7
		6	0	20.8	20.8	20.8	1.3	21.7	20.8	20.8	20.8	2.8	21.7
	256QAM	1	0	18.9	18.9	18.9	3.3	19.7	18.9	18.9	18.9	4.8	19.7
		1	3	18.9	18.9	18.9	3.3	19.7	18.9	18.9	18.9	4.8	19.7
		1	5	18.9	18.8	18.9	3.3	19.7	18.9	18.8	18.9	4.8	19.7
		3	0	18.9	18.8	18.8	3.3	19.7	18.9	18.8	18.8	4.8	19.7
		3	1	18.9	18.8	18.8	3.3	19.7	18.9	18.8	18.8	4.8	19.7
		3	3	18.9	18.8	18.8	3.3	19.7	18.9	18.8	18.8	4.8	19.7
		6	0	18.9	18.8	18.9	3.3	19.7	18.9	18.8	18.9	4.8	19.7

This report shall not be reproduced without the written approval of UL Verification Services Inc.

LTE Band 7 Measured Results (ANT1)

BW (MHz)	Mode	RB Allocation	RB offset	Power Mode A (dBm)					Power Mode B (dBm)				
				20850	21100	21350	MPR	Tune-up Limit	20850	21100	21350	MPR	Tune-up Limit
				2510 MHz	2535 MHz	2560 MHz			2510 MHz	2535 MHz	2560 MHz		
20 MHz	QPSK	1	0	25.1	25.0	25.0	0	25.7	19.4	19.4	19.4	0	20
		1	49	25.2	25.2	25.1	0	25.7	19.5	19.6	19.4	0	20
		1	99	25.1	25.1	25.1	0	25.7	19.5	19.5	19.4	0	20
		50	0	24.2	24.2	24.2	1	24.7	19.5	19.5	19.5	0	20
		50	24	24.2	24.2	24.2	1	24.7	19.6	19.6	19.5	0	20
		50	50	24.1	24.1	24.1	1	24.7	19.5	19.4	19.4	0	20
		100	0	24.2	24.2	24.2	1	24.7	19.5	19.6	19.5	0	20
	16QAM	1	0	24.1	24.0	24.0	1	24.7	19.3	19.2	19.2	0	20
		1	49	24.2	24.2	24.1	1	24.7	19.5	19.5	19.5	0	20
		1	99	24.1	24.2	24.0	1	24.7	19.4	19.3	19.3	0	20
		50	0	23.2	23.2	23.2	2	23.7	19.3	19.3	19.3	0	20
		50	24	23.3	23.2	23.2	2	23.7	19.4	19.3	19.3	0	20
		50	50	23.1	23.1	23.1	2	23.7	19.3	19.2	19.2	0	20
		100	0	23.2	23.2	23.2	2	23.7	19.3	19.3	19.3	0	20
	64QAM	1	0	23.3	23.2	23.2	2	23.7	19.3	19.3	19.4	0	20
		1	49	23.4	23.5	23.3	2	23.7	19.4	19.4	19.4	0	20
		1	99	23.3	23.2	23.2	2	23.7	19.4	19.4	19.4	0	20
		50	0	22.2	22.2	22.2	3	22.7	19.3	19.3	19.3	0	20
		50	24	22.3	22.2	22.2	3	22.7	19.3	19.3	19.3	0	20
		50	50	22.1	22.1	22.1	3	22.7	19.2	19.2	19.2	0	20
		100	0	22.2	22.2	22.1	3	22.7	19.3	19.3	19.3	0	20
	256QAM	1	0	20.4	20.3	20.3	5	20.7	19.4	19.5	19.5	0	20
		1	49	20.4	20.3	20.3	5	20.7	19.4	19.5	19.5	0	20
		1	99	20.4	20.3	20.3	5	20.7	19.5	19.5	19.4	0	20
		50	0	20.2	20.1	20.2	5	20.7	19.3	19.3	19.3	0	20
		50	24	20.3	20.2	20.2	5	20.7	19.3	19.3	19.3	0	20
		50	50	20.2	20.1	20.1	5	20.7	19.3	19.3	19.2	0	20
		100	0	20.2	20.2	20.2	5	20.7	19.2	19.3	19.3	0	20

BW (MHz)	Mode	RB Allocation	RB offset	Power Mode A (dBm)					Power Mode B (dBm)				
				20825	21100	21375	MPR	Tune-up Limit	20825	21100	21375	MPR	Tune-up Limit
				2507.5 MHz	2535 MHz	2562.5 MHz			2507.5 MHz	2535 MHz	2562.5 MHz		
15 MHz	QPSK	1	0	25.1	25.1	25.1	0	25.7	19.4	19.5	19.3	0	20
		1	37	25.2	25.1	25.1	0	25.7	19.5	19.4	19.4	0	20
		1	74	25.1	25.1	25.0	0	25.7	19.4	19.4	19.3	0	20
		36	0	24.2	24.1	24.1	1	24.7	19.5	19.5	19.4	0	20
		36	20	24.2	24.2	24.2	1	24.7	19.5	19.5	19.4	0	20
		36	39	24.1	24.1	24.1	1	24.7	19.4	19.4	19.4	0	20
		75	0	24.2	24.1	24.1	1	24.7	19.5	19.5	19.4	0	20
	16QAM	1	0	24.2	24.1	24.0	1	24.7	19.5	19.5	19.5	0	20
		1	37	24.2	24.1	24.2	1	24.7	19.6	19.6	19.6	0	20
		1	74	24.2	24.1	24.1	1	24.7	19.5	19.5	19.5	0	20
		36	0	23.3	23.2	23.2	2	23.7	19.3	19.3	19.3	0	20
		36	20	23.3	23.2	23.2	2	23.7	19.4	19.3	19.3	0	20
		36	39	23.2	23.1	23.1	2	23.7	19.3	19.3	19.2	0	20
		75	0	23.2	23.2	23.2	2	23.7	19.3	19.3	19.3	0	20
	64QAM	1	0	23.3	23.3	23.2	2	23.7	19.4	19.3	19.3	0	20
		1	37	23.4	23.3	23.3	2	23.7	19.5	19.4	19.3	0	20
		1	74	23.3	23.3	23.2	2	23.7	19.4	19.3	19.3	0	20
		36	0	22.2	22.2	22.2	3	22.7	19.3	19.3	19.2	0	20
		36	20	22.3	22.2	22.2	3	22.7	19.4	19.3	19.2	0	20
		36	39	22.2	22.1	22.1	3	22.7	19.3	19.2	19.2	0	20
		75	0	22.2	22.2	22.2	3	22.7	19.3	19.3	19.2	0	20
	256QAM	1	0	20.3	20.2	20.2	5	20.7	19.3	19.3	19.3	0	20
		1	37	20.3	20.3	20.2	5	20.7	19.3	19.3	19.2	0	20
		1	74	20.3	20.2	20.1	5	20.7	19.3	19.2	19.3	0	20
		36	0	20.2	20.2	20.2	5	20.7	19.3	19.3	19.2	0	20
		36	20	20.3	20.2	20.2	5	20.7	19.3	19.3	19.2	0	20
		36	39	20.2	20.2	20.2	5	20.7	19.3	19.2	19.2	0	20
		75	0	20.2	20.2	20.2	5	20.7	19.3	19.3	19.2	0	20

This report shall not be reproduced without the written approval of UL Verification Services Inc.

LTE Band 7 Measured Results (ANT1) (continued)

BW (MHz)	Mode	RB Allocation	RB offset	Power Mode A (dBm)					Power Mode B (dBm)				
				20800	21100	21400	MPR	Tune-up Limit	20800	21100	21400	MPR	Tune-up Limit
				2505 MHz	2535 MHz	2565 MHz			2505 MHz	2535 MHz	2565 MHz		
10 MHz	QPSK	1	0	25.0	25.0	24.9	0	25.7	19.5	19.5	19.5	0	20
		1	25	25.1	25.1	24.9	0	25.7	19.6	19.6	19.5	0	20
		1	49	25.1	25.1	24.9	0	25.7	19.6	19.6	19.6	0	20
		25	0	24.1	24.1	24.0	1	24.7	19.6	19.6	19.6	0	20
		25	12	24.0	24.1	24.0	1	24.7	19.6	19.6	19.6	0	20
		25	25	24.0	24.0	23.9	1	24.7	19.6	19.6	19.5	0	20
		50	0	24.0	24.1	24.0	1	24.7	19.6	19.6	19.6	0	20
	16QAM	1	0	24.1	24.1	24.1	1	24.7	19.5	19.5	19.5	0	20
		1	25	24.1	24.1	24.0	1	24.7	19.3	19.5	19.4	0	20
		1	49	24.0	24.1	24.1	1	24.7	19.4	19.5	19.5	0	20
		25	0	23.2	23.1	23.0	2	23.7	19.5	19.5	19.4	0	20
		25	12	23.1	23.2	23.1	2	23.7	19.4	19.5	19.4	0	20
		25	25	23.1	23.1	23.0	2	23.7	19.4	19.4	19.3	0	20
		50	0	23.0	23.1	23.0	2	23.7	19.4	19.4	19.4	0	20
	64QAM	1	0	23.3	23.2	23.1	2	23.7	19.4	19.4	19.4	0	20
		1	25	23.3	23.3	23.2	2	23.7	19.4	19.4	19.4	0	20
		1	49	23.3	23.2	23.1	2	23.7	19.4	19.4	19.3	0	20
		25	0	22.1	22.1	22.0	3	22.7	19.4	19.4	19.4	0	20
		25	12	22.1	22.1	22.0	3	22.7	19.4	19.4	19.4	0	20
		25	25	22.1	22.0	21.9	3	22.7	19.3	19.3	19.3	0	20
		50	0	22.1	22.1	22.0	3	22.7	19.4	19.4	19.4	0	20
	256QAM	1	0	20.1	20.1	20.2	5	20.7	19.5	19.4	19.3	0	20
		1	25	20.3	20.2	20.2	5	20.7	19.6	19.5	19.4	0	20
		1	49	20.1	20.1	20.1	5	20.7	19.5	19.4	19.3	0	20
		25	0	20.1	20.1	20.0	5	20.7	19.4	19.4	19.3	0	20
		25	12	20.1	20.1	20.0	5	20.7	19.4	19.4	19.3	0	20
		25	25	20.1	20.1	20.0	5	20.7	19.4	19.4	19.3	0	20
		50	0	20.0	20.1	20.0	5	20.7	19.4	19.4	19.3	0	20

BW (MHz)	Mode	RB Allocation	RB offset	Power Mode A (dBm)					Power Mode B (dBm)				
				20775	21100	21425	MPR	Tune-up Limit	20775	21100	21425	MPR	Tune-up Limit
				2502.5 MHz	2535 MHz	2567.5 MHz			2502.5 MHz	2535 MHz	2567.5 MHz		
5 MHz	QPSK	1	0	25.0	24.9	24.9	0	25.7	19.3	19.2	19.3	0	20
		1	12	25.1	25.0	24.9	0	25.7	19.4	19.4	19.5	0	20
		1	24	25.1	25.0	24.9	0	25.7	19.4	19.3	19.3	0	20
		12	0	24.0	23.9	23.9	1	24.7	19.4	19.3	19.3	0	20
		12	7	24.1	24.0	24.0	1	24.7	19.5	19.4	19.4	0	20
		12	13	24.1	24.1	24.0	1	24.7	19.5	19.4	19.4	0	20
		25	0	24.0	24.0	23.9	1	24.7	19.4	19.4	19.4	0	20
	16QAM	1	0	24.1	24.1	24.1	1	24.7	19.5	19.4	19.3	0	20
		1	12	24.1	24.1	24.1	1	24.7	19.5	19.5	19.5	0	20
		1	24	24.1	24.1	24.0	1	24.7	19.5	19.5	19.4	0	20
		12	0	23.0	23.0	23.0	2	23.7	19.5	19.4	19.4	0	20
		12	7	23.1	23.1	23.1	2	23.7	19.6	19.5	19.4	0	20
		12	13	23.1	23.1	23.1	2	23.7	19.6	19.5	19.5	0	20
		25	0	23.1	23.0	22.9	2	23.7	19.5	19.4	19.4	0	20
	64QAM	1	0	23.1	23.1	23.0	2	23.7	19.4	19.5	19.3	0	20
		1	12	23.2	23.2	23.0	2	23.7	19.6	19.6	19.4	0	20
		1	24	23.2	23.2	23.0	2	23.7	19.5	19.5	19.3	0	20
		12	0	22.0	22.0	21.9	3	22.7	19.4	19.4	19.3	0	20
		12	7	22.1	22.1	22.0	3	22.7	19.5	19.5	19.4	0	20
		12	13	22.1	22.1	22.0	3	22.7	19.5	19.5	19.4	0	20
		25	0	22.1	22.0	22.0	3	22.7	19.4	19.4	19.4	0	20
	256QAM	1	0	20.2	20.0	20.0	5	20.7	19.6	19.4	19.3	0	20
		1	12	20.3	20.2	20.1	5	20.7	19.6	19.5	19.4	0	20
		1	24	20.3	20.0	20.0	5	20.7	19.6	19.4	19.3	0	20
		12	0	20.0	20.0	19.9	5	20.7	19.4	19.4	19.3	0	20
		12	7	20.1	20.1	20.0	5	20.7	19.5	19.5	19.3	0	20
		12	13	20.1	20.1	20.0	5	20.7	19.5	19.5	19.3	0	20
		25	0	20.1	20.0	20.0	5	20.7	19.4	19.4	19.3	0	20

This report shall not be reproduced without the written approval of UL Verification Services Inc.

LTE Band 7 Measured Results (ANT2)

BW (MHz)	Mode	RB Allocation	RB offset	Power Mode A (dBm)					Power Mode B (dBm)				
				20850	21100	21350	MPR	Tune-up Limit	20850	21100	21350	MPR	Tune-up Limit
				2510 MHz	2535 MHz	2560 MHz			2510 MHz	2535 MHz	2560 MHz		
20 MHz	QPSK	1	0	18.5	18.6	18.6	0.0	18.9	19.8	19.7	19.8	0.0	20.2
		1	49	18.6	18.6	18.6	0.0	18.9	19.8	19.8	19.8	0.0	20.2
		1	99	18.6	18.6	18.5	0.0	18.9	19.7	19.7	19.8	0.0	20.2
		50	0	18.4	18.4	18.5	0.0	18.9	19.7	19.6	19.6	0.0	20.2
		50	24	18.5	18.5	18.5	0.0	18.9	19.7	19.7	19.7	0.0	20.2
		50	50	18.5	18.5	18.5	0.0	18.9	19.7	19.7	19.7	0.0	20.2
		100	0	18.4	18.4	18.4	0.0	18.9	19.7	19.7	19.6	0.0	20.2
	16QAM	1	0	18.4	18.5	18.5	0.0	18.9	19.8	19.7	19.7	0.0	20.2
		1	49	18.6	18.6	18.6	0.0	18.9	19.8	19.8	19.8	0.0	20.2
		1	99	18.5	18.6	18.5	0.0	18.9	19.7	19.7	19.8	0.0	20.2
		50	0	18.5	18.5	18.5	0.0	18.9	19.7	19.7	19.7	0.0	20.2
		50	24	18.4	18.5	18.5	0.0	18.9	19.6	19.7	19.7	0.0	20.2
		50	50	18.4	18.4	18.4	0.0	18.9	19.6	19.6	19.6	0.0	20.2
		100	0	18.4	18.4	18.5	0.0	18.9	19.6	19.7	19.7	0.0	20.2
	64QAM	1	0	18.5	18.4	18.5	0.0	18.9	19.7	19.7	19.7	0.0	20.2
		1	49	18.6	18.6	18.6	0.0	18.9	19.8	19.8	19.8	0.0	20.2
		1	99	18.5	18.5	18.5	0.0	18.9	19.7	19.7	19.7	0.0	20.2
		50	0	18.5	18.4	18.4	0.0	18.9	19.6	19.6	19.7	0.0	20.2
		50	24	18.4	18.4	18.5	0.0	18.9	19.6	19.7	19.7	0.0	20.2
		50	50	18.4	18.4	18.4	0.0	18.9	19.6	19.6	19.6	0.0	20.2
		100	0	18.4	18.4	18.4	0.0	18.9	19.6	19.7	19.7	0.0	20.2
	256QAM	1	0	18.3	18.4	18.4	0.2	18.7	18.3	18.3	18.3	1.5	18.7
		1	49	18.3	18.4	18.4	0.2	18.7	18.3	18.3	18.3	1.5	18.7
		1	99	18.4	18.4	18.4	0.2	18.7	18.3	18.3	18.3	1.5	18.7
		50	0	18.3	18.3	18.4	0.2	18.7	18.3	18.3	18.3	1.5	18.7
		50	24	18.3	18.4	18.4	0.2	18.7	18.2	18.3	18.3	1.5	18.7
		50	50	18.3	18.3	18.3	0.2	18.7	18.2	18.2	18.3	1.5	18.7
		100	0	18.3	18.3	18.4	0.2	18.7	18.2	18.3	18.3	1.5	18.7

BW (MHz)	Mode	RB Allocation	RB offset	Power Mode A (dBm)					Power Mode B (dBm)				
				20825	21100	21375	MPR	Tune-up Limit	20825	21100	21375	MPR	Tune-up Limit
				2507.5 MHz	2535 MHz	2562.5 MHz			2507.5 MHz	2535 MHz	2562.5 MHz		
15 MHz	QPSK	1	0	18.3	18.3	18.3	0.0	18.9	19.6	19.5	19.6	0.0	20.2
		1	37	18.3	18.3	18.3	0.0	18.9	19.6	19.6	19.6	0.0	20.2
		1	74	18.4	18.3	18.4	0.0	18.9	19.6	19.5	19.6	0.0	20.2
		36	0	18.4	18.4	18.4	0.0	18.9	19.6	19.6	19.6	0.0	20.2
		36	20	18.4	18.4	18.4	0.0	18.9	19.7	19.6	19.6	0.0	20.2
		36	39	18.4	18.3	18.3	0.0	18.9	19.6	19.5	19.6	0.0	20.2
		75	0	18.4	18.4	18.4	0.0	18.9	19.6	19.6	19.6	0.0	20.2
	16QAM	1	0	18.4	18.4	18.5	0.0	18.9	19.8	19.7	19.8	0.0	20.2
		1	37	18.5	18.5	18.5	0.0	18.9	19.7	19.8	19.8	0.0	20.2
		1	74	18.4	18.5	18.5	0.0	18.9	19.7	19.8	19.8	0.0	20.2
		36	0	18.5	18.4	18.4	0.0	18.9	19.7	19.7	19.7	0.0	20.2
		36	20	18.5	18.5	18.5	0.0	18.9	19.7	19.7	19.7	0.0	20.2
		36	39	18.4	18.4	18.4	0.0	18.9	19.6	19.6	19.6	0.0	20.2
		75	0	18.4	18.5	18.5	0.0	18.9	19.6	19.7	19.7	0.0	20.2
	64QAM	1	0	18.5	18.5	18.5	0.0	18.9	19.7	19.7	19.6	0.0	20.2
		1	37	18.6	18.5	18.5	0.0	18.9	19.8	19.7	19.7	0.0	20.2
		1	74	18.5	18.5	18.6	0.0	18.9	19.8	19.7	19.7	0.0	20.2
		36	0	18.4	18.4	18.4	0.0	18.9	19.6	19.6	19.6	0.0	20.2
		36	20	18.5	18.4	18.4	0.0	18.9	19.7	19.6	19.7	0.0	20.2
		36	39	18.4	18.3	18.4	0.0	18.9	19.6	19.6	19.6	0.0	20.2
		75	0	18.4	18.4	18.4	0.0	18.9	19.6	19.7	19.7	0.0	20.2
	256QAM	1	0	18.3	18.3	18.4	0.2	18.7	18.3	18.3	18.3	1.5	18.7
		1	37	18.3	18.3	18.4	0.2	18.7	18.3	18.3	18.3	1.5	18.7
		1	74	18.3	18.3	18.4	0.2	18.7	18.3	18.3	18.3	1.5	18.7
		36	0	18.3	18.3	18.4	0.2	18.7	18.2	18.2	18.3	1.5	18.7
		36	20	18.3	18.3	18.4	0.2	18.7	18.3	18.3	18.3	1.5	18.7
		36	39	18.3	18.3	18.3	0.2	18.7	18.2	18.2	18.2	1.5	18.7
		75	0	18.3	18.3	18.4	0.2	18.7	18.2	18.2	18.3	1.5	18.7

This report shall not be reproduced without the written approval of UL Verification Services Inc.

LTE Band 7 Measured Results (ANT2) (continued)

BW (MHz)	Mode	RB Allocation	RB offset	Power Mode A (dBm)			MPR	Tune-up Limit	Power Mode B (dBm)			MPR	Tune-up Limit
				20800	21100	21400			20800	21100	21400		
				2505 MHz	2535 MHz	2565 MHz			2505 MHz	2535 MHz	2565 MHz		
10 MHz	QPSK	1	0	18.4	18.3	18.3	0.0	18.9	19.7	19.7	19.7	0.0	20.2
		1	25	18.4	18.3	18.4	0.0	18.9	19.7	19.7	19.7	0.0	20.2
		1	49	18.4	18.4	18.3	0.0	18.9	19.8	19.7	19.7	0.0	20.2
		25	0	18.5	18.4	18.4	0.0	18.9	19.8	19.8	19.8	0.0	20.2
		25	12	18.4	18.4	18.4	0.0	18.9	19.7	19.8	19.8	0.0	20.2
		25	25	18.4	18.4	18.4	0.0	18.9	19.8	19.8	19.8	0.0	20.2
		50	0	18.4	18.4	18.4	0.0	18.9	19.7	19.8	19.8	0.0	20.2
	16QAM	1	0	18.5	18.6	18.5	0.0	18.9	19.7	19.8	19.7	0.0	20.2
		1	25	18.5	18.6	18.5	0.0	18.9	19.8	19.8	19.8	0.0	20.2
		1	49	18.6	18.6	18.5	0.0	18.9	19.8	19.7	19.8	0.0	20.2
		25	0	18.5	18.4	18.4	0.0	18.9	19.7	19.6	19.7	0.0	20.2
		25	12	18.4	18.5	18.4	0.0	18.9	19.6	19.7	19.7	0.0	20.2
		25	25	18.4	18.5	18.4	0.0	18.9	19.6	19.7	19.7	0.0	20.2
		50	0	18.4	18.4	18.4	0.0	18.9	19.5	19.6	19.6	0.0	20.2
	64QAM	1	0	18.3	18.6	18.6	0.0	18.9	19.8	19.8	19.8	0.0	20.2
		1	25	18.4	18.4	18.5	0.0	18.9	19.7	19.8	19.8	0.0	20.2
		1	49	18.4	18.5	18.6	0.0	18.9	19.8	19.8	19.8	0.0	20.2
		25	0	18.5	18.4	18.4	0.0	18.9	19.6	19.6	19.6	0.0	20.2
		25	12	18.4	18.5	18.5	0.0	18.9	19.6	19.6	19.6	0.0	20.2
		25	25	18.4	18.4	18.4	0.0	18.9	19.6	19.6	19.6	0.0	20.2
		50	0	18.4	18.4	18.4	0.0	18.9	19.5	19.6	19.6	0.0	20.2
	256QAM	1	0	18.4	18.4	18.4	0.2	18.7	18.2	18.3	18.3	1.5	18.7
		1	25	18.4	18.4	18.4	0.2	18.7	18.3	18.3	18.3	1.5	18.7
		1	49	18.4	18.4	18.4	0.2	18.7	18.2	18.3	18.3	1.5	18.7
		25	0	18.3	18.3	18.3	0.2	18.7	18.2	18.2	18.2	1.5	18.7
		25	12	18.3	18.3	18.4	0.2	18.7	18.1	18.2	18.2	1.5	18.7
		25	25	18.3	18.3	18.3	0.2	18.7	18.2	18.2	18.2	1.5	18.7
		50	0	18.3	18.3	18.3	0.2	18.7	18.1	18.2	18.2	1.5	18.7

BW (MHz)	Mode	RB Allocation	RB offset	Power Mode A (dBm)			MPR	Tune-up Limit	Power Mode B (dBm)			MPR	Tune-up Limit
				20775	21100	21425			20775	21100	21425		
				2502.5 MHz	2535 MHz	2567.5 MHz			2502.5 MHz	2535 MHz	2567.5 MHz		
5 MHz	QPSK	1	0	18.3	18.3	18.2	0.0	18.9	19.7	19.6	19.7	0.0	20.2
		1	12	18.4	18.4	18.4	0.0	18.9	19.8	19.8	19.8	0.0	20.2
		1	24	18.4	18.3	18.3	0.0	18.9	19.7	19.7	19.7	0.0	20.2
		12	0	18.3	18.3	18.3	0.0	18.9	19.7	19.7	19.7	0.0	20.2
		12	7	18.4	18.4	18.4	0.0	18.9	19.8	19.8	19.8	0.0	20.2
		12	13	18.5	18.4	18.5	0.0	18.9	19.8	19.8	19.8	0.0	20.2
		25	0	18.4	18.4	18.4	0.0	18.9	19.8	19.8	19.8	0.0	20.2
	16QAM	1	0	18.5	18.6	18.6	0.0	18.9	19.8	19.7	19.8	0.0	20.2
		1	12	18.6	18.6	18.6	0.0	18.9	19.8	19.8	19.8	0.0	20.2
		1	24	18.6	18.6	18.5	0.0	18.9	19.7	19.7	19.8	0.0	20.2
		12	0	18.4	18.4	18.5	0.0	18.9	19.7	19.6	19.6	0.0	20.2
		12	7	18.5	18.5	18.5	0.0	18.9	19.7	19.7	19.7	0.0	20.2
		12	13	18.5	18.5	18.6	0.0	18.9	19.8	19.7	19.7	0.0	20.2
		25	0	18.4	18.4	18.4	0.0	18.9	19.7	19.6	19.6	0.0	20.2
	64QAM	1	0	18.4	18.5	18.4	0.0	18.9	19.7	19.6	19.7	0.0	20.2
		1	12	18.6	18.6	18.5	0.0	18.9	19.8	19.7	19.7	0.0	20.2
		1	24	18.5	18.5	18.4	0.0	18.9	19.8	19.6	19.6	0.0	20.2
		12	0	18.4	18.3	18.4	0.0	18.9	19.6	19.6	19.6	0.0	20.2
		12	7	18.5	18.4	18.5	0.0	18.9	19.7	19.6	19.7	0.0	20.2
		12	13	18.5	18.5	18.5	0.0	18.9	19.7	19.7	19.7	0.0	20.2
		25	0	18.4	18.4	18.4	0.0	18.9	19.6	19.6	19.6	0.0	20.2
	256QAM	1	0	18.4	18.3	18.4	0.2	18.7	18.3	18.2	18.3	1.5	18.7
		1	12	18.4	18.4	18.4	0.2	18.7	18.3	18.3	18.3	1.5	18.7
		1	24	18.4	18.3	18.4	0.2	18.7	18.3	18.2	18.3	1.5	18.7
		12	0	18.3	18.2	18.3	0.2	18.7	18.2	18.1	18.2	1.5	18.7
		12	7	18.3	18.3	18.3	0.2	18.7	18.3	18.2	18.3	1.5	18.7
		12	13	18.4	18.3	18.4	0.2	18.7	18.3	18.3	18.3	1.5	18.7
		25	0	18.3	18.3	18.3	0.2	18.7	18.3	18.2	18.2	1.5	18.7

This report shall not be reproduced without the written approval of UL Verification Services Inc.

LTE Band 7 Measured Results (ANT3)

BW (MHz)	Mode	RB Allocation	RB offset	Power Mode A (dBm)					Power Mode B (dBm)				
				20850	21100	21350	MPR	Tune-up Limit	20850	21100	21350	MPR	Tune-up Limit
				2510 MHz	2535 MHz	2560 MHz			2510 MHz	2535 MHz	2560 MHz		
20 MHz	QPSK	1	0	23.0	23.0	22.8	0.0	23.8	18.2	18.1	18.3	0.0	19.2
		1	49	23.1	23.1	22.9	0.0	23.8	18.2	18.4	18.3	0.0	19.2
		1	99	23.1	23.0	22.6	0.0	23.8	18.2	18.3	18.3	0.0	19.2
		50	0	22.8	22.9	22.7	0.0	23.8	18.0	18.0	18.1	0.0	19.2
		50	24	22.9	23.0	22.8	0.0	23.8	18.1	18.2	18.2	0.0	19.2
		50	50	22.9	22.9	22.6	0.0	23.8	18.0	18.0	18.1	0.0	19.2
		100	0	22.5	22.5	22.4	0.0	23.8	18.0	18.3	18.1	0.0	19.2
	16QAM	1	0	22.3	22.6	22.5	0.0	23.8	18.0	18.1	18.2	0.0	19.2
		1	49	23.2	22.7	22.4	0.0	23.8	18.1	18.3	18.3	0.0	19.2
		1	99	22.6	22.4	22.2	0.0	23.8	17.9	18.2	18.2	0.0	19.2
		50	0	21.6	21.7	21.3	0.8	23.0	17.8	17.8	17.9	0.0	19.2
		50	24	21.8	21.6	21.2	0.8	23.0	17.9	17.9	18.0	0.0	19.2
		50	50	21.7	21.5	21.0	0.8	23.0	17.8	17.9	17.9	0.0	19.2
		100	0	21.8	21.6	21.2	0.8	23.0	17.9	17.9	17.9	0.0	19.2
	64QAM	1	0	22.3	22.5	22.4	0.8	23.0	17.9	17.9	18.0	0.0	19.2
		1	49	22.8	22.5	22.5	0.8	23.0	18.1	18.0	18.1	0.0	19.2
		1	99	22.6	22.4	22.4	0.8	23.0	17.9	17.9	17.9	0.0	19.2
		50	0	21.4	21.5	21.4	1.8	22.0	17.8	17.8	17.9	0.0	19.2
		50	24	21.5	21.4	21.4	1.8	22.0	17.9	17.9	18.0	0.0	19.2
		50	50	21.5	21.4	21.3	1.8	22.0	17.8	17.8	17.9	0.0	19.2
		100	0	21.5	21.4	21.4	1.8	22.0	17.8	17.9	18.0	0.0	19.2
	256QAM	1	0	19.3	19.6	19.6	3.8	20.0	18.0	18.0	18.1	0.0	19.2
		1	49	19.6	19.5	19.5	3.8	20.0	18.0	18.0	18.1	0.0	19.2
		1	99	19.7	19.5	19.5	3.8	20.0	18.0	18.0	18.1	0.0	19.2
		50	0	19.5	19.4	19.3	3.8	20.0	17.8	17.8	17.9	0.0	19.2
		50	24	19.6	19.4	19.4	3.8	20.0	17.9	17.9	17.9	0.0	19.2
		50	50	19.6	19.4	19.4	3.8	20.0	17.8	17.8	17.9	0.0	19.2
		100	0	19.5	19.4	19.4	3.8	20.0	17.9	17.8	18.0	0.0	19.2

BW (MHz)	Mode	RB Allocation	RB offset	Power Mode A (dBm)					Power Mode B (dBm)				
				20825	21100	21375	MPR	Tune-up Limit	20825	21100	21375	MPR	Tune-up Limit
				2507.5 MHz	2535 MHz	2562.5 MHz			2507.5 MHz	2535 MHz	2562.5 MHz		
15 MHz	QPSK	1	0	22.1	22.3	22.3	0.0	23.8	17.8	17.8	17.9	0.0	19.2
		1	37	22.5	22.3	22.2	0.0	23.8	17.7	17.8	17.9	0.0	19.2
		1	74	22.4	22.2	22.2	0.0	23.8	17.7	17.7	17.9	0.0	19.2
		36	0	22.4	22.4	22.4	0.0	23.8	17.7	17.8	17.9	0.0	19.2
		36	20	22.5	22.4	22.4	0.0	23.8	17.8	17.9	17.9	0.0	19.2
		36	39	22.5	22.3	22.2	0.0	23.8	17.8	17.8	18.0	0.0	19.2
		75	0	22.5	22.4	22.3	0.0	23.8	17.8	17.8	17.9	0.0	19.2
	16QAM	1	0	22.2	22.4	22.5	0.0	23.8	18.0	18.0	18.2	0.0	19.2
		1	37	22.9	22.3	22.3	0.0	23.8	18.1	18.1	18.2	0.0	19.2
		1	74	22.7	22.4	22.2	0.0	23.8	18.0	18.0	18.2	0.0	19.2
		36	0	21.6	21.6	21.2	0.8	23.0	17.8	17.8	17.9	0.0	19.2
		36	20	21.7	21.7	21.2	0.8	23.0	17.9	17.9	18.0	0.0	19.2
		36	39	21.8	21.6	21.1	0.8	23.0	17.9	17.9	18.0	0.0	19.2
		75	0	21.6	22.3	21.1	0.8	23.0	17.8	17.9	17.9	0.0	19.2
	64QAM	1	0	22.3	22.5	22.4	0.8	23.0	18.0	17.9	18.0	0.0	19.2
		1	37	22.7	22.5	22.5	0.8	23.0	18.0	18.0	18.1	0.0	19.2
		1	74	22.7	22.4	22.3	0.8	23.0	17.9	17.9	18.0	0.0	19.2
		36	0	21.4	21.4	21.3	1.8	22.0	17.8	17.8	17.9	0.0	19.2
		36	20	21.5	21.4	21.4	1.8	22.0	17.8	17.9	17.9	0.0	19.2
		36	39	21.5	21.4	21.4	1.8	22.0	17.8	17.9	18.0	0.0	19.2
		75	0	21.5	21.4	21.4	1.8	22.0	17.8	17.8	17.9	0.0	19.2
	256QAM	1	0	19.3	19.5	19.5	3.8	20.0	17.9	18.0	18.0	0.0	19.2
		1	37	19.6	19.5	19.5	3.8	20.0	17.9	18.0	18.0	0.0	19.2
		1	74	19.7	19.4	19.4	3.8	20.0	17.9	17.9	18.0	0.0	19.2
		36	0	19.4	19.4	19.3	3.8	20.0	17.8	17.8	17.9	0.0	19.2
		36	20	19.6	19.4	19.4	3.8	20.0	17.8	17.9	17.9	0.0	19.2
		36	39	19.6	19.4	19.4	3.8	20.0	17.8	17.9	18.0	0.0	19.2
		75	0	19.4	19.4	19.3	3.8	20.0	17.8	17.8	17.9	0.0	19.2

This report shall not be reproduced without the written approval of UL Verification Services Inc.

LTE Band 7 Measured Results (ANT3) (continued)

BW (MHz)	Mode	RB Allocation	RB offset	Power Mode A (dBm)			MPR	Tune-up Limit	Power Mode B (dBm)			MPR	Tune-up Limit
				20800	21100	21400			20800	21100	21400		
				2505 MHz	2535 MHz	2565 MHz			2505 MHz	2535 MHz	2565 MHz		
10 MHz	QPSK	1	0	22.4	22.6	22.4	0.0	23.8	17.9	17.9	18.0	0.0	19.2
		1	25	22.7	22.6	22.3	0.0	23.8	17.9	17.9	18.0	0.0	19.2
		1	49	22.7	22.6	22.2	0.0	23.8	17.8	17.9	18.0	0.0	19.2
		25	0	22.6	22.6	22.5	0.0	23.8	18.0	17.9	18.0	0.0	19.2
		25	12	22.8	22.7	22.4	0.0	23.8	18.0	18.0	18.1	0.0	19.2
		25	25	22.7	22.5	22.2	0.0	23.8	17.9	18.0	18.1	0.0	19.2
		50	0	22.7	22.6	22.4	0.0	23.8	17.9	18.0	18.1	0.0	19.2
	16QAM	1	0	22.5	23.0	22.8	0.0	23.8	18.2	18.1	18.3	0.0	19.2
		1	25	23.0	22.9	22.6	0.0	23.8	18.2	18.3	18.3	0.0	19.2
		1	49	23.1	23.0	22.6	0.0	23.8	18.2	18.3	18.3	0.0	19.2
		25	0	21.7	21.8	21.3	0.8	23.0	18.0	18.0	18.1	0.0	19.2
		25	12	21.7	21.9	21.3	0.8	23.0	18.0	18.1	18.1	0.0	19.2
		25	25	21.9	21.8	21.1	0.8	23.0	18.0	18.0	18.1	0.0	19.2
		50	0	21.7	21.8	21.2	0.8	23.0	18.0	18.0	18.1	0.0	19.2
	64QAM	1	0	22.4	22.7	22.6	0.8	23.0	18.1	18.0	18.2	0.0	19.2
		1	25	22.8	22.7	22.6	0.8	23.0	18.2	18.1	18.2	0.0	19.2
		1	49	22.9	22.7	22.6	0.8	23.0	18.1	18.0	18.2	0.0	19.2
		25	0	21.5	21.6	21.5	1.8	22.0	18.0	17.9	18.0	0.0	19.2
		25	12	21.5	21.5	21.5	1.8	22.0	18.0	18.0	18.1	0.0	19.2
		25	25	21.6	21.5	21.5	1.8	22.0	18.0	17.9	18.0	0.0	19.2
		50	0	21.5	21.5	21.5	1.8	22.0	18.0	17.9	18.0	0.0	19.2
	256QAM	1	0	19.4	19.7	19.6	3.8	20.0	18.0	17.9	18.0	0.0	19.2
		1	25	19.8	19.7	19.7	3.8	20.0	18.1	18.0	18.1	0.0	19.2
		1	49	19.8	19.6	19.5	3.8	20.0	18.0	18.0	18.1	0.0	19.2
		25	0	19.5	19.6	19.5	3.8	20.0	18.0	17.9	18.0	0.0	19.2
		25	12	19.5	19.6	19.6	3.8	20.0	18.0	18.0	18.0	0.0	19.2
		25	25	19.6	19.6	19.6	3.8	20.0	18.0	17.9	18.0	0.0	19.2
		50	0	19.5	19.6	19.5	3.8	20.0	18.0	18.0	18.0	0.0	19.2

BW (MHz)	Mode	RB Allocation	RB offset	Power Mode A (dBm)			MPR	Tune-up Limit	Power Mode B (dBm)			MPR	Tune-up Limit
				20775	21100	21425			20775	21100	21425		
				2502.5 MHz	2535 MHz	2567.5 MHz			2502.5 MHz	2535 MHz	2567.5 MHz		
5 MHz	QPSK	1	0	22.2	22.5	22.3	0.0	23.8	17.9	17.9	18.0	0.0	19.2
		1	12	22.5	22.6	22.3	0.0	23.8	17.9	17.9	18.1	0.0	19.2
		1	24	22.6	22.6	22.2	0.0	23.8	18.0	17.9	18.0	0.0	19.2
		12	0	22.3	22.6	22.3	0.0	23.8	17.9	17.9	18.0	0.0	19.2
		12	7	22.5	22.6	22.3	0.0	23.8	18.0	18.0	18.0	0.0	19.2
		12	13	22.5	22.7	22.2	0.0	23.8	17.9	17.9	18.1	0.0	19.2
		25	0	22.4	22.6	22.3	0.0	23.8	18.0	18.0	18.0	0.0	19.2
	16QAM	1	0	22.3	22.9	22.7	0.0	23.8	18.3	18.3	17.8	0.0	19.2
		1	12	22.8	23.0	22.8	0.0	23.8	18.3	18.1	18.1	0.0	19.2
		1	24	22.9	22.9	22.6	0.0	23.8	18.3	18.3	17.8	0.0	19.2
		12	0	21.5	21.9	21.1	0.8	23.0	18.1	18.0	18.1	0.0	19.2
		12	7	21.8	22.0	21.2	0.8	23.0	18.1	18.1	18.1	0.0	19.2
		12	13	21.8	22.0	21.1	0.8	23.0	18.1	18.0	18.1	0.0	19.2
		25	0	21.8	21.8	21.1	0.8	23.0	18.0	18.0	18.0	0.0	19.2
	64QAM	1	0	22.3	22.8	22.6	0.8	23.0	18.1	18.1	18.1	0.0	19.2
		1	12	22.5	22.8	22.7	0.8	23.0	18.1	18.1	18.2	0.0	19.2
		1	24	22.7	22.8	22.6	0.8	23.0	18.1	18.1	18.1	0.0	19.2
		12	0	21.3	21.5	21.4	1.8	22.0	18.0	17.9	18.0	0.0	19.2
		12	7	21.4	21.6	21.5	1.8	22.0	18.0	18.0	18.0	0.0	19.2
		12	13	21.5	21.6	21.5	1.8	22.0	18.0	18.0	18.1	0.0	19.2
		25	0	21.4	21.5	21.5	1.8	22.0	18.0	17.9	18.0	0.0	19.2
	256QAM	1	0	19.3	19.6	19.6	3.8	20.0	18.0	18.0	18.1	0.0	19.2
		1	12	19.5	19.7	19.7	3.8	20.0	18.0	18.0	18.1	0.0	19.2
		1	24	19.7	19.7	19.6	3.8	20.0	18.0	18.1	18.1	0.0	19.2
		12	0	19.3	19.5	19.5	3.8	20.0	18.0	17.9	18.0	0.0	19.2
		12	7	19.4	19.6	19.6	3.8	20.0	18.0	18.0	18.0	0.0	19.2
		12	13	19.5	19.6	19.6	3.8	20.0	18.0	17.9	18.0	0.0	19.2
		25	0	19.4	19.6	19.5	3.8	20.0	18.0	17.9	18.0	0.0	19.2

This report shall not be reproduced without the written approval of UL Verification Services Inc.

LTE Band 7 Measured Results (ANT4)

BW (MHz)	Mode	RB Allocation	RB offset	Power Mode A (dBm)					Power Mode B (dBm)				
				20850	21100	21350	MPR	Tune-up Limit	20850	21100	21350	MPR	Tune-up Limit
				2510 MHz	2535 MHz	2560 MHz			2510 MHz	2535 MHz	2560 MHz		
20 MHz	QPSK	1	0	17.2	17.1	17.3	0	17.8	16.6	16.5	16.6	0	17.6
		1	49	17.3	17.3	17.3	0	17.8	16.6	16.6	16.6	0	17.6
		1	99	17.3	17.1	17.3	0	17.8	16.6	16.6	16.6	0	17.6
		50	0	17.0	16.8	17.0	0	17.8	16.4	16.5	16.6	0	17.6
		50	24	17.2	17.2	17.2	0	17.8	16.6	16.6	16.6	0	17.6
		50	50	17.1	16.9	17.1	0	17.8	16.6	16.6	16.6	0	17.6
		100	0	17.0	17.1	17.0	0	17.8	16.3	16.5	16.3	0	17.6
	16QAM	1	0	16.9	16.9	16.8	0	17.8	16.1	16.3	16.3	0	17.6
		1	49	17.1	17.1	17.0	0	17.8	16.5	16.5	16.4	0	17.6
		1	99	17.1	16.8	16.9	0	17.8	16.4	16.4	16.4	0	17.6
		50	0	16.8	16.5	16.6	0	17.8	16.2	16.0	16.1	0	17.6
		50	24	16.8	16.5	16.7	0	17.8	16.2	16.0	16.1	0	17.6
		50	50	16.8	16.5	16.7	0	17.8	16.2	16.0	16.2	0	17.6
		100	0	16.8	16.5	16.7	0	17.8	16.1	16.0	16.1	0	17.6
	64QAM	1	0	16.6	16.6	16.6	0	17.8	16.1	16.1	16.1	0	17.6
		1	49	17.0	16.6	16.8	0	17.8	16.5	16.1	16.3	0	17.6
		1	99	16.8	16.6	16.7	0	17.8	16.3	16.1	16.2	0	17.6
		50	0	16.7	16.5	16.5	0	17.8	16.2	16.0	16.1	0	17.6
		50	24	16.7	16.5	16.7	0	17.8	16.2	16.0	16.1	0	17.6
		50	50	16.7	16.5	16.7	0	17.8	16.2	16.0	16.2	0	17.6
		100	0	16.7	16.5	16.7	0	17.8	16.1	16.0	16.1	0	17.6
	256QAM	1	0	16.5	16.5	16.5	0	17.8	16.1	16.2	16.2	0	17.6
		1	49	16.7	16.5	16.6	0	17.8	16.4	16.1	16.2	0	17.6
		1	99	16.7	16.6	16.7	0	17.8	16.4	16.2	16.4	0	17.6
		50	0	16.5	16.3	16.3	0	17.8	16.1	16.0	16.0	0	17.6
		50	24	16.5	16.3	16.5	0	17.8	16.2	16.0	16.1	0	17.6
		50	50	16.6	16.4	16.5	0	17.8	16.2	16.0	16.2	0	17.6
		100	0	16.5	16.4	16.5	0	17.8	16.1	16.0	16.1	0	17.6
BW (MHz)	Mode	RB Allocation	RB offset	Power Mode A (dBm)					Power Mode B (dBm)				
				20825	21100	21375	MPR	Tune-up Limit	20825	21100	21375	MPR	Tune-up Limit
				2507.5 MHz	2535 MHz	2562.5 MHz			2507.5 MHz	2535 MHz	2562.5 MHz		
15 MHz	QPSK	1	0	16.7	16.7	16.7	0	17.8	15.9	15.9	16.0	0	17.6
		1	37	16.9	16.6	16.8	0	17.8	16.1	15.9	16.0	0	17.6
		1	74	16.9	16.6	16.8	0	17.8	16.1	15.9	16.1	0	17.6
		36	0	16.9	16.7	16.8	0	17.8	16.1	16.0	16.0	0	17.6
		36	20	17.0	16.7	16.8	0	17.8	16.2	15.9	16.1	0	17.6
		36	39	16.9	16.7	16.9	0	17.8	16.2	16.0	16.1	0	17.6
		75	0	16.9	16.7	16.8	0	17.8	16.1	15.9	16.0	0	17.6
	16QAM	1	0	17.0	16.9	17.1	0	17.8	16.3	16.3	16.3	0	17.6
		1	37	17.2	16.9	17.2	0	17.8	16.5	16.2	16.4	0	17.6
		1	74	17.2	16.9	17.2	0	17.8	16.4	16.3	16.4	0	17.6
		36	0	16.9	16.7	16.8	0	17.8	16.2	16.0	16.1	0	17.6
		36	20	17.0	16.7	16.8	0	17.8	16.2	16.0	16.1	0	17.6
		36	39	17.0	16.7	16.9	0	17.8	16.2	16.0	16.2	0	17.6
		75	0	16.9	16.7	16.8	0	17.8	16.1	16.0	16.1	0	17.6
	64QAM	1	0	16.9	16.8	16.8	0	17.8	16.1	16.1	16.1	0	17.6
		1	37	17.1	16.8	16.9	0	17.8	16.3	16.0	16.2	0	17.6
		1	74	17.1	16.8	17.0	0	17.8	16.3	16.0	16.3	0	17.6
		36	0	16.9	16.7	16.8	0	17.8	16.1	16.0	16.1	0	17.6
		36	20	17.0	16.7	16.8	0	17.8	16.2	16.0	16.1	0	17.6
		36	39	17.0	16.7	16.9	0	17.8	16.2	16.0	16.2	0	17.6
		75	0	16.9	16.7	16.8	0	17.8	16.1	16.0	16.1	0	17.6
	256QAM	1	0	16.6	16.5	16.6	0	17.8	16.0	16.0	16.0	0	17.6
		1	37	16.8	16.5	16.7	0	17.8	16.2	16.0	16.2	0	17.6
		1	74	16.8	16.6	16.8	0	17.8	16.2	16.1	16.3	0	17.6
		36	0	16.7	16.5	16.6	0	17.8	16.1	16.0	16.0	0	17.6
		36	20	16.8	16.5	16.6	0	17.8	16.2	16.0	16.1	0	17.6
		36	39	16.8	16.5	16.7	0	17.8	16.2	16.0	16.2	0	17.6
		75	0	16.7	16.5	16.6	0	17.8	16.1	16.0	16.1	0	17.6

This report shall not be reproduced without the written approval of UL Verification Services Inc.

LTE Band 7 Measured Results (ANT4) (continued)

BW (MHz)	Mode	RB Allocation	RB offset	Power Mode A (dBm)					Power Mode B (dBm)				
				20800	21100	21400	MPR	Tune-up Limit	20800	21100	21400	MPR	Tune-up Limit
				2505 MHz	2535 MHz	2565 MHz			2505 MHz	2535 MHz	2565 MHz		
10 MHz	QPSK	1	0	17.0	16.8	16.9	0	17.8	16.2	16.0	16.2	0	17.6
		1	25	17.2	16.8	17.0	0	17.8	16.3	16.0	16.3	0	17.6
		1	49	17.1	16.8	17.0	0	17.8	16.4	16.1	16.3	0	17.6
		25	0	17.0	16.9	16.9	0	17.8	16.3	16.1	16.2	0	17.6
		25	12	17.0	16.9	17.0	0	17.8	16.3	16.1	16.3	0	17.6
		25	25	17.1	16.8	17.0	0	17.8	16.3	16.1	16.3	0	17.6
		50	0	17.0	16.8	17.0	0	17.8	16.3	16.1	16.3	0	17.6
	16QAM	1	0	17.2	17.1	17.1	0	17.8	16.4	16.5	16.5	0	17.6
		1	25	17.1	17.1	17.1	0	17.8	16.6	16.4	16.5	0	17.6
		1	49	17.1	17.2	17.1	0	17.8	16.5	16.6	16.5	0	17.6
		25	0	17.1	16.9	17.0	0	17.8	16.3	16.2	16.3	0	17.6
		25	12	17.1	16.9	17.1	0	17.8	16.3	16.2	16.4	0	17.6
		25	25	17.1	16.9	17.1	0	17.8	16.4	16.2	16.4	0	17.6
		50	0	17.1	16.9	17.0	0	17.8	16.3	16.1	16.3	0	17.6
	64QAM	1	0	17.1	17.1	17.2	0	17.8	16.3	16.3	16.4	0	17.6
		1	25	17.1	17.0	17.1	0	17.8	16.5	16.3	16.5	0	17.6
		1	49	17.1	17.0	17.1	0	17.8	16.6	16.3	16.6	0	17.6
		25	0	17.1	16.8	16.9	0	17.8	16.3	16.2	16.3	0	17.6
		25	12	17.1	16.9	17.1	0	17.8	16.3	16.1	16.4	0	17.6
		25	25	17.1	16.8	17.1	0	17.8	16.3	16.1	16.4	0	17.6
		50	0	17.0	16.8	17.0	0	17.8	16.3	16.1	16.3	0	17.6
	256QAM	1	0	16.9	16.8	16.8	0	17.8	16.3	16.1	16.2	0	17.6
		1	25	17.1	16.7	17.0	0	17.8	16.5	16.2	16.4	0	17.6
		1	49	17.1	16.7	17.0	0	17.8	16.5	16.2	16.4	0	17.6
		25	0	16.8	16.6	16.7	0	17.8	16.3	16.1	16.2	0	17.6
		25	12	16.9	16.7	16.9	0	17.8	16.3	16.1	16.3	0	17.6
		25	25	16.9	16.7	16.9	0	17.8	16.3	16.1	16.3	0	17.6
		50	0	16.8	16.6	16.8	0	17.8	16.3	16.1	16.3	0	17.6

BW (MHz)	Mode	RB Allocation	RB offset	Power Mode A (dBm)					Power Mode B (dBm)				
				20775	21100	21425	MPR	Tune-up Limit	20775	21100	21425	MPR	Tune-up Limit
				2502.5 MHz	2535 MHz	2567.5 MHz			2502.5 MHz	2535 MHz	2567.5 MHz		
5 MHz	QPSK	1	0	16.9	16.8	17.0	0	17.8	16.0	16.1	16.2	0	17.6
		1	12	17.1	16.9	17.1	0	17.8	16.3	16.1	16.3	0	17.6
		1	24	17.1	16.8	17.1	0	17.8	16.2	16.1	16.3	0	17.6
		12	0	17.0	16.8	16.9	0	17.8	16.1	16.0	16.2	0	17.6
		12	7	17.1	16.8	17.0	0	17.8	16.2	16.1	16.2	0	17.6
		12	13	17.1	16.8	17.1	0	17.8	16.3	16.1	16.4	0	17.6
		25	0	17.0	16.8	17.0	0	17.8	16.2	16.0	16.2	0	17.6
	16QAM	1	0	17.2	17.1	17.1	0	17.8	16.4	16.3	16.6	0	17.6
		1	12	17.1	17.1	17.1	0	17.8	16.6	16.5	16.5	0	17.6
		1	24	17.1	17.1	17.1	0	17.8	16.6	16.5	16.5	0	17.6
		12	0	17.0	16.8	17.0	0	17.8	16.2	16.1	16.2	0	17.6
		12	7	17.1	16.9	17.0	0	17.8	16.4	16.1	16.3	0	17.6
		12	13	17.2	16.9	17.1	0	17.8	16.4	16.1	16.4	0	17.6
		25	0	17.0	16.8	17.0	0	17.8	16.2	16.1	16.3	0	17.6
	64QAM	1	0	17.0	16.9	17.1	0	17.8	16.2	16.2	16.3	0	17.6
		1	12	17.2	16.9	17.2	0	17.8	16.3	16.2	16.5	0	17.6
		1	24	17.2	16.9	17.2	0	17.8	16.4	16.2	16.4	0	17.6
		12	0	16.9	16.8	16.9	0	17.8	16.1	16.1	16.2	0	17.6
		12	7	17.1	16.9	17.0	0	17.8	16.3	16.2	16.3	0	17.6
		12	13	17.1	16.9	17.2	0	17.8	16.3	16.2	16.4	0	17.6
		25	0	17.0	16.8	17.0	0	17.8	16.2	16.1	16.3	0	17.6
	256QAM	1	0	16.9	16.7	16.9	0	17.8	16.2	16.1	16.4	0	17.6
		1	12	17.0	16.8	17.1	0	17.8	16.4	16.2	16.6	0	17.6
		1	24	17.1	16.7	17.0	0	17.8	16.4	16.2	16.5	0	17.6
		12	0	16.7	16.6	16.7	0	17.8	16.2	16.0	16.2	0	17.6
		12	7	16.9	16.7	16.8	0	17.8	16.3	16.1	16.3	0	17.6
		12	13	16.9	16.7	16.9	0	17.8	16.4	16.1	16.4	0	17.6
		25	0	16.8	16.6	16.8	0	17.8	16.3	16.1	16.3	0	17.6

This report shall not be reproduced without the written approval of UL Verification Services Inc.

LTE Band 12 Measured Results (ANT1)

BW (MHz)	Mode	RB Allocation	RB offset	Power Mode A(dBm)					Power Mode B (dBm)				
					23095		MPR	Tune-up Limit		23095		MPR	Tune-up Limit
					707.5 MHz					707.5 MHz			
10 MHz	QPSK	1	0		25.2		0	25.7		24.1		0	24.9
		1	25		25.2		0	25.7		24.2		0	24.9
		1	49		25.1		0	25.7		24.1		0	24.9
		25	0		23.9		1	24.7		23.9		0.2	24.7
		25	12		24.0		1	24.7		24.0		0.2	24.7
		25	25		23.9		1	24.7		23.9		0.2	24.7
		50	0		24.0		1	24.7		24.1		0.2	24.7
	16QAM	1	0		24.0		1	24.7		24.0		0.2	24.7
		1	25		23.9		1	24.7		23.9		0.2	24.7
		1	49		23.8		1	24.7		23.8		0.2	24.7
		25	0		22.9		2	23.7		22.9		1.2	23.7
		25	12		23.0		2	23.7		23.0		1.2	23.7
		25	25		22.9		2	23.7		22.9		1.2	23.7
		50	0		23.0		2	23.7		23.0		1.2	23.7
	64QAM	1	0		23.2		2	23.7		23.2		1.2	23.7
		1	25		23.2		2	23.7		23.2		1.2	23.7
		1	49		23.1		2	23.7		23.1		1.2	23.7
		25	0		21.9		3	22.7		21.9		2.2	22.7
		25	12		22.0		3	22.7		22.0		2.2	22.7
		25	25		22.0		3	22.7		22.0		2.2	22.7
		50	0		22.0		3	22.7		22.0		2.2	22.7
	256QAM	1	0		20.0		5	20.7		20.0		4.2	20.7
		1	25		20.1		5	20.7		20.1		4.2	20.7
		1	49		20.1		5	20.7		20.1		4.2	20.7
		25	0		19.9		5	20.7		19.9		4.2	20.7
		25	12		20.0		5	20.7		20.0		4.2	20.7
		25	25		20.0		5	20.7		20.0		4.2	20.7
		50	0		20.0		5	20.7		20.0		4.2	20.7

BW (MHz)	Mode	RB Allocation	RB offset	Power Mode A (dBm)					Power Mode B (dBm)				
				23035	23095	23155	MPR	Tune-up Limit	23035	23095	23155	MPR	Tune-up Limit
				701.5 MHz	707.5 MHz	713.5 MHz			701.5 MHz	707.5 MHz	713.5 MHz		
5 MHz	QPSK	1	0	25.1	25.1	25.1	0	25.7	24.1	24.1	24.1	0	24.9
		1	12	25.2	25.2	25.1	0	25.7	24.2	24.2	24.2	0	24.9
		1	24	25.1	25.1	25.1	0	25.7	24.1	24.1	24.0	0	24.9
		12	0	23.9	23.9	23.9	1	24.7	23.9	23.9	23.9	0.2	24.7
		12	7	24.0	24.0	24.0	1	24.7	24.0	24.0	24.0	0.2	24.7
		12	13	23.9	23.9	23.9	1	24.7	23.9	23.9	23.9	0.2	24.7
		25	0	24.0	23.9	23.9	1	24.7	24.0	23.9	23.9	0.2	24.7
	16QAM	1	0	23.9	23.9	23.9	1	24.7	23.9	23.9	23.9	0.2	24.7
		1	12	24.0	24.0	24.0	1	24.7	24.0	24.0	24.0	0.2	24.7
		1	24	23.8	23.9	23.9	1	24.7	23.8	23.9	23.9	0.2	24.7
		12	0	22.9	23.0	22.9	2	23.7	22.9	23.0	22.9	1.2	23.7
		12	7	23.0	23.1	23.0	2	23.7	23.0	23.1	23.0	1.2	23.7
		12	13	22.9	23.0	22.9	2	23.7	22.9	23.0	22.9	1.2	23.7
		25	0	23.0	22.9	23.0	2	23.7	23.0	22.9	23.0	1.2	23.7
	64QAM	1	0	23.0	23.0	23.0	2	23.7	23.0	23.0	23.0	1.2	23.7
		1	12	23.1	23.1	23.0	2	23.7	23.1	23.1	23.0	1.2	23.7
		1	24	23.0	23.0	22.9	2	23.7	23.0	23.0	22.9	1.2	23.7
		12	0	22.0	21.9	21.9	3	22.7	22.0	21.9	21.9	2.2	22.7
		12	7	22.1	22.0	22.0	3	22.7	22.1	22.0	22.0	2.2	22.7
		12	13	22.0	22.0	21.9	3	22.7	22.0	22.0	21.9	2.2	22.7
		25	0	22.0	22.0	22.0	3	22.7	22.0	22.0	22.0	2.2	22.7
	256QAM	1	0	20.0	19.9	20.0	5	20.7	20.0	19.9	20.0	4.2	20.7
		1	12	20.3	20.1	20.1	5	20.7	20.3	20.1	20.1	4.2	20.7
		1	24	20.2	20.0	20.0	5	20.7	20.2	20.0	20.0	4.2	20.7
		12	0	19.9	19.9	19.9	5	20.7	19.9	19.9	19.9	4.2	20.7
		12	7	20.1	20.0	20.0	5	20.7	20.1	20.0	20.0	4.2	20.7
		12	13	20.0	19.9	19.9	5	20.7	20.0	19.9	19.9	4.2	20.7
		25	0	20.0	20.0	19.9	5	20.7	20.0	20.0	19.9	4.2	20.7

This report shall not be reproduced without the written approval of UL Verification Services Inc.

LTE Band 12 Measured Results (ANT1) (continued)

BW (MHz)	Mode	RB Allocation	RB offset	Power Mode A (dBm)					Power Mode B (dBm)				
				23025	23095	23165	MPR	Tune-up Limit	23025	23095	23165	MPR	Tune-up Limit
				700.5 MHz	707.5 MHz	714.5 MHz			700.5 MHz	707.5 MHz	714.5 MHz		
3 MHz	QPSK	1	0	25.1	25.1	25.1	0	25.7	24.1	23.9	23.9	0	24.9
		1	8	25.2	25.2	25.2	0	25.7	24.2	24.1	24.1	0	24.9
		1	14	25.1	25.0	25.0	0	25.7	24.0	24.0	24.0	0	24.9
		8	0	24.0	23.9	23.9	1	24.7	24.0	23.9	23.9	0.2	24.7
		8	4	24.0	23.9	23.9	1	24.7	24.0	23.9	23.9	0.2	24.7
		8	7	23.9	23.9	23.9	1	24.7	23.9	23.9	23.9	0.2	24.7
		15	0	23.9	23.9	23.9	1	24.7	23.9	23.9	23.9	0.2	24.7
	16QAM	1	0	23.8	23.8	23.8	1	24.7	23.8	23.8	23.8	0.2	24.7
		1	8	23.9	23.9	23.9	1	24.7	23.9	23.9	23.9	0.2	24.7
		1	14	23.7	23.8	23.8	1	24.7	23.7	23.8	23.8	0.2	24.7
		8	0	23.0	22.9	22.9	2	23.7	23.0	22.9	22.9	1.2	23.7
		8	4	23.0	23.0	23.0	2	23.7	23.0	23.0	23.0	1.2	23.7
		8	7	23.0	23.0	23.0	2	23.7	23.0	23.0	23.0	1.2	23.7
		15	0	23.0	22.9	22.9	2	23.7	23.0	22.9	22.9	1.2	23.7
	64QAM	1	0	23.2	23.2	23.1	2	23.7	23.2	23.2	23.1	1.2	23.7
		1	8	23.2	23.2	23.1	2	23.7	23.2	23.2	23.1	1.2	23.7
		1	14	23.1	23.1	23.0	2	23.7	23.1	23.1	23.0	1.2	23.7
		8	0	22.1	21.9	22.0	3	22.7	22.1	21.9	22.0	2.2	22.7
		8	4	22.1	22.0	22.0	3	22.7	22.1	22.0	22.0	2.2	22.7
		8	7	22.0	22.0	22.0	3	22.7	22.0	22.0	22.0	2.2	22.7
		15	0	22.0	22.0	22.0	3	22.7	22.0	22.0	22.0	2.2	22.7
	256QAM	1	0	20.1	19.9	19.9	5	20.7	20.1	19.9	19.9	4.2	20.7
		1	8	20.2	20.1	20.1	5	20.7	20.2	20.1	20.1	4.2	20.7
		1	14	20.1	19.9	20.0	5	20.7	20.1	19.9	20.0	4.2	20.7
		8	0	20.1	19.9	19.9	5	20.7	20.1	19.9	19.9	4.2	20.7
		8	4	20.0	20.0	20.0	5	20.7	20.0	20.0	20.0	4.2	20.7
		8	7	20.0	20.0	20.0	5	20.7	20.0	20.0	20.0	4.2	20.7
		15	0	20.0	20.0	20.0	5	20.7	20.0	20.0	20.0	4.2	20.7

BW (MHz)	Mode	RB Allocation	RB offset	Power Mode A (dBm)					Power Mode B (dBm)				
				23017	23095	23173	MPR	Tune-up Limit	23017	23095	23173	MPR	Tune-up Limit
				699.7 MHz	707.5 MHz	715.3 MHz			699.7 MHz	707.5 MHz	715.3 MHz		
1.4 MHz	QPSK	1	0	25.2	25.2	25.2	0	25.7	24.1	23.9	23.8	0	24.9
		1	3	25.2	25.2	25.2	0	25.7	24.2	24.1	24.1	0	24.9
		1	5	25.1	25.2	25.1	0	25.7	24.1	24.0	24.0	0	24.9
		3	0	25.2	25.1	25.1	0	25.7	24.1	24.1	24.0	0	24.9
		3	1	25.1	25.2	25.1	0	25.7	24.1	24.1	24.0	0	24.9
		3	3	25.2	25.1	25.1	0	25.7	24.1	24.1	24.0	0	24.9
		6	0	23.9	23.9	23.8	1	24.7	23.9	23.9	23.8	0.2	24.7
	16QAM	1	0	24.0	23.8	23.9	1	24.7	24.0	23.8	23.9	0.2	24.7
		1	3	24.1	23.9	23.8	1	24.7	24.1	23.9	23.8	0.2	24.7
		1	5	24.0	23.9	23.8	1	24.7	24.0	23.9	23.8	0.2	24.7
		3	0	24.1	24.0	24.0	1	24.7	24.1	24.0	24.0	0.2	24.7
		3	1	24.1	24.0	24.0	1	24.7	24.1	24.0	24.0	0.2	24.7
		3	3	24.1	24.0	24.0	1	24.7	24.1	24.0	24.0	0.2	24.7
		6	0	23.0	22.9	22.8	2	23.7	23.0	22.9	22.8	1.2	23.7
	64QAM	1	0	23.1	23.1	23.1	2	23.7	23.1	23.1	23.1	1.2	23.7
		1	3	23.2	23.1	23.1	2	23.7	23.2	23.1	23.1	1.2	23.7
		1	5	23.1	23.1	23.0	2	23.7	23.1	23.1	23.0	1.2	23.7
		3	0	23.1	23.0	23.0	2	23.7	23.1	23.0	23.0	1.2	23.7
		3	1	23.1	23.0	23.0	2	23.7	23.1	23.0	23.0	1.2	23.7
		3	3	23.1	23.0	23.0	2	23.7	23.1	23.0	23.0	1.2	23.7
		6	0	21.9	21.9	21.8	3	22.7	21.9	21.9	21.8	2.2	22.7
	256QAM	1	0	20.0	20.0	20.0	5	20.7	20.0	20.0	20.0	4.2	20.7
		1	3	20.1	20.2	20.0	5	20.7	20.1	20.2	20.0	4.2	20.7
		1	5	20.0	20.1	19.9	5	20.7	20.0	20.1	19.9	4.2	20.7
		3	0	20.0	20.0	19.9	5	20.7	20.0	20.0	19.9	4.2	20.7
		3	1	20.0	20.0	19.9	5	20.7	20.0	20.0	19.9	4.2	20.7
		3	3	20.0	20.0	19.9	5	20.7	20.0	20.0	19.9	4.2	20.7
		6	0	19.8	19.9	20.0	5	20.7	19.8	19.9	20.0	4.2	20.7

This report shall not be reproduced without the written approval of UL Verification Services Inc.

LTE Band 12 Measured Results (ANT2)

BW (MHz)	Mode	RB Allocation	RB offset	Power Mode A(dBm)					Power Mode B (dBm)				
					23095		MPR	Tune-up Limit		23095		MPR	Tune-up Limit
					707.5 MHz					707.5 MHz			
10 MHz	QPSK	1	0		22.8		0.0	23.5		23.9		0.0	24.7
		1	25		22.9		0.0	23.5		24.0		0.0	24.7
		1	49		22.9		0.0	23.5		24.0		0.0	24.7
		25	0		22.8		0.0	23.5		23.0		1.0	23.7
		25	12		22.9		0.0	23.5		23.0		1.0	23.7
		25	25		22.9		0.0	23.5		23.0		1.0	23.7
		50	0		22.8		0.0	23.5		23.0		1.0	23.7
	16QAM	1	0		22.8		0.0	23.5		22.9		1.0	23.7
		1	25		22.9		0.0	23.5		23.0		1.0	23.7
		1	49		22.9		0.0	23.5		23.0		1.0	23.7
		25	0		22.1		0.8	22.7		22.0		2.0	22.7
		25	12		22.1		0.8	22.7		22.0		2.0	22.7
		25	25		22.1		0.8	22.7		22.0		2.0	22.7
		50	0		22.0		0.8	22.7		22.0		2.0	22.7
	64QAM	1	0		22.1		0.8	22.7		22.0		2.0	22.7
		1	25		22.1		0.8	22.7		21.9		2.0	22.7
		1	49		22.1		0.8	22.7		21.9		2.0	22.7
		25	0		21.0		1.8	21.7		20.8		3.0	21.7
		25	12		21.1		1.8	21.7		20.8		3.0	21.7
		25	25		21.1		1.8	21.7		20.9		3.0	21.7
		50	0		21.0		1.8	21.7		20.8		3.0	21.7
	256QAM	1	0		19.0		3.8	19.7		19.0		5.0	19.7
		1	25		19.1		3.8	19.7		19.0		5.0	19.7
		1	49		19.1		3.8	19.7		19.0		5.0	19.7
		25	0		19.0		3.8	19.7		19.0		5.0	19.7
		25	12		19.1		3.8	19.7		19.0		5.0	19.7
		25	25		19.1		3.8	19.7		19.0		5.0	19.7
		50	0		19.0		3.8	19.7		19.0		5.0	19.7

BW (MHz)	Mode	RB Allocation	RB offset	Power Mode A (dBm)					Power Mode B (dBm)				
				23035	23095	23155	MPR	Tune-up Limit	23035	23095	23155	MPR	Tune-up Limit
				701.5 MHz	707.5 MHz	713.5 MHz			701.5 MHz	707.5 MHz	713.5 MHz		
5 MHz	QPSK	1	0	22.7	22.9	22.9	0.0	23.5	23.8	23.9	23.9	0.0	24.7
		1	12	22.9	22.9	22.9	0.0	23.5	24.0	24.0	24.0	0.0	24.7
		1	24	22.8	22.7	22.9	0.0	23.5	23.9	23.8	23.8	0.0	24.7
		12	0	22.8	22.8	22.8	0.0	23.5	22.8	22.8	22.9	1.0	23.7
		12	7	22.8	22.8	22.9	0.0	23.5	22.9	22.8	22.9	1.0	23.7
		12	13	22.8	22.8	22.8	0.0	23.5	22.9	22.9	22.9	1.0	23.7
		25	0	22.8	22.7	22.8	0.0	23.5	22.9	22.8	22.9	1.0	23.7
	16QAM	1	0	22.9	22.9	22.9	0.0	23.5	23.0	23.0	23.0	1.0	23.7
		1	12	22.9	22.9	22.8	0.0	23.5	23.0	22.9	23.0	1.0	23.7
		1	24	22.8	22.9	22.9	0.0	23.5	23.0	23.0	23.0	1.0	23.7
		12	0	21.9	22.1	21.8	0.8	22.7	22.0	22.0	21.9	2.0	22.7
		12	7	22.0	22.1	21.9	0.8	22.7	22.0	22.0	22.0	2.0	22.7
		12	13	22.0	22.1	21.9	0.8	22.7	22.0	22.0	21.9	2.0	22.7
		25	0	22.0	21.9	22.1	0.8	22.7	21.9	21.8	21.9	2.0	22.7
	64QAM	1	0	22.0	21.9	22.1	0.8	22.7	22.0	21.9	22.0	2.0	22.7
		1	12	22.1	22.0	22.1	0.8	22.7	22.0	22.0	22.0	2.0	22.7
		1	24	22.1	22.0	22.0	0.8	22.7	22.0	21.9	21.9	2.0	22.7
		12	0	21.0	20.9	20.9	1.8	21.7	20.8	20.8	20.8	3.0	21.7
		12	7	21.1	20.9	21.0	1.8	21.7	21.0	20.8	20.9	3.0	21.7
		12	13	21.0	21.0	21.0	1.8	21.7	20.9	20.8	20.9	3.0	21.7
		25	0	21.0	20.9	21.0	1.8	21.7	20.9	20.8	20.9	3.0	21.7
	256QAM	1	0	19.1	19.0	19.1	3.8	19.7	19.0	18.8	18.9	5.0	19.7
		1	12	19.1	19.1	19.0	3.8	19.7	19.0	19.0	19.0	5.0	19.7
		1	24	19.1	19.1	19.1	3.8	19.7	19.0	18.9	18.9	5.0	19.7
		12	0	19.0	18.9	19.0	3.8	19.7	18.9	18.8	18.8	5.0	19.7
		12	7	19.1	19.0	19.1	3.8	19.7	19.0	18.9	18.9	5.0	19.7
		12	13	19.0	19.0	19.0	3.8	19.7	18.9	18.8	18.9	5.0	19.7
		25	0	19.0	18.9	19.0	3.8	19.7	18.9	19.0	18.9	5.0	19.7

This report shall not be reproduced without the written approval of UL Verification Services Inc.

LTE Band 12 Measured Results (ANT2) (continued)

BW (MHz)	Mode	RB Allocation	RB offset	Power Mode A (dBm)					Power Mode B (dBm)				
				23025	23095	23165	MPR	Tune-up Limit	23025	23095	23165	MPR	Tune-up Limit
				700.5 MHz	707.5 MHz	714.5 MHz			700.5 MHz	707.5 MHz	714.5 MHz		
3 MHz	QPSK	1	0	22.7	22.9	22.9	0.0	23.5	23.8	24.0	24.0	0.0	24.7
		1	8	22.8	22.9	22.9	0.0	23.5	23.9	23.9	24.0	0.0	24.7
		1	14	22.7	22.9	22.8	0.0	23.5	23.8	24.0	24.0	0.0	24.7
		8	0	22.7	22.8	22.9	0.0	23.5	22.8	23.0	23.0	1.0	23.7
		8	4	22.8	22.9	22.9	0.0	23.5	22.9	22.9	23.0	1.0	23.7
		8	7	22.8	22.9	22.9	0.0	23.5	22.9	23.0	23.0	1.0	23.7
		15	0	22.8	22.8	22.9	0.0	23.5	22.9	23.0	23.0	1.0	23.7
	16QAM	1	0	22.8	22.8	22.9	0.0	23.5	23.0	23.0	23.0	1.0	23.7
		1	8	22.9	22.8	22.9	0.0	23.5	23.0	23.0	23.0	1.0	23.7
		1	14	22.8	22.9	22.8	0.0	23.5	23.0	22.9	23.0	1.0	23.7
		8	0	22.0	22.1	21.8	0.8	22.7	21.9	21.9	22.0	2.0	22.7
		8	4	22.1	22.1	21.8	0.8	22.7	22.0	22.0	22.0	2.0	22.7
		8	7	22.1	22.1	21.9	0.8	22.7	22.0	22.0	22.0	2.0	22.7
		15	0	22.0	22.0	21.9	0.8	22.7	21.9	21.9	21.9	2.0	22.7
	64QAM	1	0	22.0	22.0	22.1	0.8	22.7	22.0	22.0	22.0	2.0	22.7
		1	8	22.1	22.0	22.0	0.8	22.7	22.0	22.0	22.0	2.0	22.7
		1	14	22.1	22.0	22.1	0.8	22.7	22.0	22.0	22.0	2.0	22.7
		8	0	21.0	21.0	20.9	1.8	21.7	20.9	20.8	20.9	3.0	21.7
		8	4	21.1	21.1	20.9	1.8	21.7	21.0	20.9	20.9	3.0	21.7
		8	7	21.0	21.0	21.0	1.8	21.7	21.0	20.9	20.9	3.0	21.7
		15	0	21.0	20.9	20.9	1.8	21.7	20.9	20.8	20.8	3.0	21.7
	256QAM	1	0	19.1	19.0	19.0	3.8	19.7	18.9	18.8	18.9	5.0	19.7
		1	8	19.0	19.1	19.1	3.8	19.7	19.0	19.0	19.0	5.0	19.7
		1	14	19.1	19.1	18.9	3.8	19.7	18.9	18.9	19.0	5.0	19.7
		8	0	19.0	19.0	18.9	3.8	19.7	18.9	18.9	18.9	5.0	19.7
		8	4	19.1	19.1	18.9	3.8	19.7	19.0	18.9	18.9	5.0	19.7
		8	7	19.1	19.0	19.0	3.8	19.7	18.9	18.9	18.9	5.0	19.7
		15	0	19.0	19.0	18.9	3.8	19.7	18.9	18.8	19.0	5.0	19.7

BW (MHz)	Mode	RB Allocation	RB offset	Power Mode A (dBm)					Power Mode B (dBm)				
				23017	23095	23173	MPR	Tune-up Limit	23017	23095	23173	MPR	Tune-up Limit
				699.7 MHz	707.5 MHz	715.3 MHz			699.7 MHz	707.5 MHz	715.3 MHz		
1.4 MHz	QPSK	1	0	22.7	22.8	22.8	0.0	23.5	23.7	23.9	23.7	0.0	24.7
		1	3	22.8	22.8	22.8	0.0	23.5	23.8	24.0	23.7	0.0	24.7
		1	5	22.7	22.8	22.8	0.0	23.5	23.7	23.9	23.6	0.0	24.7
		3	0	22.7	22.8	22.8	0.0	23.5	23.7	23.9	23.7	0.0	24.7
		3	1	22.7	22.8	22.8	0.0	23.5	23.7	23.9	23.7	0.0	24.7
		3	3	22.7	22.8	22.8	0.0	23.5	23.7	23.9	23.7	0.0	24.7
		6	0	22.7	22.8	22.8	0.0	23.5	22.7	22.9	22.7	1.0	23.7
	16QAM	1	0	22.8	22.9	22.9	0.0	23.5	23.0	23.0	22.8	1.0	23.7
		1	3	22.9	22.9	22.9	0.0	23.5	23.0	23.0	22.8	1.0	23.7
		1	5	22.9	22.9	22.9	0.0	23.5	23.0	23.0	22.8	1.0	23.7
		3	0	22.7	22.8	22.7	0.0	23.5	22.9	22.8	22.8	1.0	23.7
		3	1	22.7	22.8	22.7	0.0	23.5	22.9	22.9	22.8	1.0	23.7
		3	3	22.7	22.8	22.7	0.0	23.5	22.9	22.8	22.8	1.0	23.7
		6	0	22.0	22.1	21.9	0.8	22.7	21.8	21.7	21.8	2.0	22.7
	64QAM	1	0	22.1	22.1	22.1	0.8	22.7	21.9	21.8	21.9	2.0	22.7
		1	3	22.0	22.1	22.1	0.8	22.7	22.0	21.9	21.9	2.0	22.7
		1	5	22.1	22.1	22.0	0.8	22.7	22.0	21.8	21.9	2.0	22.7
		3	0	22.0	22.1	22.0	0.8	22.7	21.8	22.0	21.8	2.0	22.7
		3	1	22.0	22.1	22.1	0.8	22.7	21.8	22.0	21.8	2.0	22.7
		3	3	22.0	22.0	22.0	0.8	22.7	21.8	22.0	21.8	2.0	22.7
		6	0	20.9	21.0	20.9	1.8	21.7	20.6	20.8	20.7	3.0	21.7
	256QAM	1	0	19.1	19.1	19.1	3.8	19.7	18.8	19.0	18.7	5.0	19.7
		1	3	19.1	19.1	19.1	3.8	19.7	18.9	19.0	18.9	5.0	19.7
		1	5	19.1	19.0	19.1	3.8	19.7	18.8	19.0	18.8	5.0	19.7
		3	0	19.0	19.0	19.1	3.8	19.7	18.7	18.9	18.7	5.0	19.7
		3	1	19.0	19.0	19.1	3.8	19.7	18.8	18.9	18.7	5.0	19.7
		3	3	19.0	19.0	19.1	3.8	19.7	18.8	18.9	18.7	5.0	19.7
		6	0	18.9	18.9	19.1	3.8	19.7	18.5	18.9	18.7	5.0	19.7

This report shall not be reproduced without the written approval of UL Verification Services Inc.

LTE Band 13 Measured Results (ANT1)

BW (MHz)	Mode	RB Allocation	RB offset	Power Mode A (dBm)			Power Mode B (dBm)		
				23230 782 MHz	MPR	Tune-up Limit	23230 782 MHz	MPR	Tune-up Limit
10 MHz	QPSK	1	0	25.1	0	25.7	23.4	0	24.1
		1	25	25.2	0	25.7	23.5	0	24.1
		1	49	25.1	0	25.7	23.3	0	24.1
		25	0	24.1	1	24.7	23.4	0	24.1
		25	12	24.2	1	24.7	23.5	0	24.1
		25	25	24.1	1	24.7	23.4	0	24.1
		50	0	24.1	1	24.7	23.4	0	24.1
	16QAM	1	0	24.1	1	24.7	23.5	0	24.1
		1	25	24.1	1	24.7	23.5	0	24.1
		1	49	24.2	1	24.7	23.4	0	24.1
		25	0	23.1	2	23.7	23.1	0.4	23.7
		25	12	23.2	2	23.7	23.2	0.4	23.7
		25	25	23.2	2	23.7	23.2	0.4	23.7
		50	0	23.1	2	23.7	23.1	0.4	23.7
	64QAM	1	0	23.2	2	23.7	23.2	0.4	23.7
		1	25	23.2	2	23.7	23.2	0.4	23.7
		1	49	23.2	2	23.7	23.2	0.4	23.7
		25	0	22.1	3	22.7	22.1	1.4	22.7
		25	12	22.2	3	22.7	22.2	1.4	22.7
		25	25	22.2	3	22.7	22.2	1.4	22.7
		50	0	22.1	3	22.7	22.1	1.4	22.7
	256QAM	1	0	20.2	5	20.7	20.2	3.4	20.7
		1	25	20.2	5	20.7	20.2	3.4	20.7
		1	49	20.2	5	20.7	20.2	3.4	20.7
		25	0	20.1	5	20.7	20.1	3.4	20.7
		25	12	20.2	5	20.7	20.2	3.4	20.7
		25	25	20.2	5	20.7	20.2	3.4	20.7
		50	0	20.1	5	20.7	20.1	3.4	20.7

BW (MHz)	Mode	RB Allocation	RB offset	Power Mode A (dBm)			Power Mode B (dBm)		
				23230 782 MHz	MPR	Tune-up Limit	23230 782 MHz	MPR	Tune-up Limit
5 MHz	QPSK	1	0	25.1	0	25.7	23.3	0	24.1
		1	12	25.2	0	25.7	23.5	0	24.1
		1	24	25.1	0	25.7	23.4	0	24.1
		12	0	24.1	1	24.7	23.3	0	24.1
		12	7	24.2	1	24.7	23.4	0	24.1
		12	13	24.2	1	24.7	23.4	0	24.1
		25	0	24.1	1	24.7	23.4	0	24.1
	16QAM	1	0	24.2	1	24.7	23.5	0	24.1
		1	12	24.2	1	24.7	23.6	0	24.1
		1	24	24.2	1	24.7	23.5	0	24.1
		12	0	23.0	2	23.7	23.0	0.4	23.7
		12	7	23.1	2	23.7	23.1	0.4	23.7
		12	13	23.1	2	23.7	23.1	0.4	23.7
		25	0	23.2	2	23.7	23.2	0.4	23.7
	64QAM	1	0	23.2	2	23.7	23.2	0.4	23.7
		1	12	23.2	2	23.7	23.2	0.4	23.7
		1	24	23.1	2	23.7	23.1	0.4	23.7
		12	0	22.1	3	22.7	22.1	1.4	22.7
		12	7	22.2	3	22.7	22.2	1.4	22.7
		12	13	22.2	3	22.7	22.2	1.4	22.7
		25	0	22.2	3	22.7	22.2	1.4	22.7
	256QAM	1	0	20.2	5	20.7	20.2	3.4	20.7
		1	12	20.1	5	20.7	20.1	3.4	20.7
		1	24	20.2	5	20.7	20.2	3.4	20.7
		12	0	20.1	5	20.7	20.1	3.4	20.7
		12	7	20.2	5	20.7	20.2	3.4	20.7
		12	13	20.2	5	20.7	20.2	3.4	20.7
		25	0	20.2	5	20.7	20.2	3.4	20.7

This report shall not be reproduced without the written approval of UL Verification Services Inc.

LTE Band 13 Measured Results (ANT2)

BW (MHz)	Mode	RB Allocation	RB offset	Power Mode A (dBm)			Power Mode B (dBm)		
				23230 782 MHz	MPR	Tune-up Limit	23230 782 MHz	MPR	Tune-up Limit
10 MHz	QPSK	1	0	22.0	0.0	22.8	23.9	0.0	24.7
		1	25	22.0	0.0	22.8	24.0	0.0	24.7
		1	49	22.0	0.0	22.8	23.9	0.0	24.7
		25	0	21.8	0.0	22.8	22.9	1.0	23.7
		25	12	21.9	0.0	22.8	23.0	1.0	23.7
		25	25	21.9	0.0	22.8	23.0	1.0	23.7
		50	0	21.8	0.0	22.8	22.9	1.0	23.7
	16QAM	1	0	22.0	0.0	22.8	23.0	1.0	23.7
		1	25	22.0	0.0	22.8	23.0	1.0	23.7
		1	49	22.0	0.0	22.8	23.0	1.0	23.7
		25	0	21.8	0.1	22.7	21.9	2.0	22.7
		25	12	21.8	0.1	22.7	22.0	2.0	22.7
		25	25	21.8	0.1	22.7	22.0	2.0	22.7
		50	0	21.7	0.1	22.7	22.0	2.0	22.7
	64QAM	1	0	21.9	0.1	22.7	21.9	2.0	22.7
		1	25	21.9	0.1	22.7	22.0	2.0	22.7
		1	49	21.9	0.1	22.7	22.0	2.0	22.7
		25	0	20.8	1.1	21.7	20.8	3.0	21.7
		25	12	20.8	1.1	21.7	20.9	3.0	21.7
		25	25	20.8	1.1	21.7	20.8	3.0	21.7
		50	0	20.7	1.1	21.7	20.8	3.0	21.7
	256QAM	1	0	18.8	3.1	19.7	18.9	5.0	19.7
		1	25	18.9	3.1	19.7	19.0	5.0	19.7
		1	49	18.9	3.1	19.7	18.9	5.0	19.7
		25	0	18.7	3.1	19.7	18.7	5.0	19.7
		25	12	18.8	3.1	19.7	18.8	5.0	19.7
		25	25	18.8	3.1	19.7	18.8	5.0	19.7
		50	0	18.7	3.1	19.7	18.8	5.0	19.7

BW (MHz)	Mode	RB Allocation	RB offset	Power Mode A (dBm)			Power Mode B (dBm)		
				23230 782 MHz	MPR	Tune-up Limit	23230 782 MHz	MPR	Tune-up Limit
5 MHz	QPSK	1	0	21.8	0.0	22.8	23.9	0.0	24.7
		1	12	21.9	0.0	22.8	24.0	0.0	24.7
		1	24	21.9	0.0	22.8	23.9	0.0	24.7
		12	0	21.9	0.0	22.8	22.9	1.0	23.7
		12	7	22.0	0.0	22.8	23.0	1.0	23.7
		12	13	21.9	0.0	22.8	23.0	1.0	23.7
		25	0	21.9	0.0	22.8	23.0	1.0	23.7
	16QAM	1	0	22.0	0.0	22.8	23.0	1.0	23.7
		1	12	22.0	0.0	22.8	23.0	1.0	23.7
		1	24	22.0	0.0	22.8	23.0	1.0	23.7
		12	0	21.8	0.1	22.7	22.0	2.0	22.7
		12	7	21.9	0.1	22.7	22.0	2.0	22.7
		12	13	21.9	0.1	22.7	22.0	2.0	22.7
		25	0	21.8	0.1	22.7	22.0	2.0	22.7
	64QAM	1	0	21.9	0.1	22.7	22.0	2.0	22.7
		1	12	21.9	0.1	22.7	22.0	2.0	22.7
		1	24	21.9	0.1	22.7	22.0	2.0	22.7
		12	0	20.7	1.1	21.7	20.7	3.0	21.7
		12	7	20.8	1.1	21.7	20.9	3.0	21.7
		12	13	20.8	1.1	21.7	20.8	3.0	21.7
		25	0	20.8	1.1	21.7	20.8	3.0	21.7
	256QAM	1	0	18.8	3.1	19.7	18.9	5.0	19.7
		1	12	18.9	3.1	19.7	19.0	5.0	19.7
		1	24	18.9	3.1	19.7	18.9	5.0	19.7
		12	0	18.7	3.1	19.7	18.7	5.0	19.7
		12	7	18.8	3.1	19.7	18.9	5.0	19.7
		12	13	18.8	3.1	19.7	18.8	5.0	19.7
		25	0	18.8	3.1	19.7	18.8	5.0	19.7

This report shall not be reproduced without the written approval of UL Verification Services Inc.

LTE Band 14 Measured Results (ANT1)

BW (MHz)	Mode	RB Allocation	RB offset	Power Mode A (dBm)			Power Mode B (dBm)		
				23330	MPR	Tune-up Limit	23330	MPR	Tune-up Limit
				793 MHz			793 MHz		
10 MHz	QPSK	1	0	25.1	0	25.7	23.6	0	24.1
		1	25	25.2	0	25.7	23.6	0	24.1
		1	49	25.0	0	25.7	23.4	0	24.1
		25	0	24.1	1	24.7	23.5	0	24.1
		25	12	24.1	1	24.7	23.5	0	24.1
		25	25	24.0	1	24.7	23.4	0	24.1
		50	0	24.1	1	24.7	23.5	0	24.1
	16QAM	1	0	24.0	1	24.7	23.9	0	24.1
		1	25	23.9	1	24.7	23.7	0	24.1
		1	49	23.9	1	24.7	23.8	0	24.1
		25	0	23.1	2	23.7	23.1	0.4	23.7
		25	12	23.1	2	23.7	23.1	0.4	23.7
		25	25	23.0	2	23.7	23.0	0.4	23.7
		50	0	23.1	2	23.7	23.1	0.4	23.7
	64QAM	1	0	23.4	2	23.7	23.4	0.4	23.7
		1	25	23.3	2	23.7	23.3	0.4	23.7
		1	49	23.2	2	23.7	23.2	0.4	23.7
		25	0	22.1	3	22.7	22.1	1.4	22.7
		25	12	22.1	3	22.7	22.1	1.4	22.7
		25	25	22.0	3	22.7	22.0	1.4	22.7
		50	0	22.1	3	22.7	22.1	1.4	22.7
	256QAM	1	0	20.2	5	20.7	20.2	3.4	20.7
		1	25	20.2	5	20.7	20.2	3.4	20.7
		1	49	20.2	5	20.7	20.2	3.4	20.7
		25	0	20.1	5	20.7	20.1	3.4	20.7
		25	12	20.1	5	20.7	20.1	3.4	20.7
		25	25	20.0	5	20.7	20.0	3.4	20.7
		50	0	20.1	5	20.7	20.1	3.4	20.7

BW (MHz)	Mode	RB Allocation	RB offset	Power Mode A (dBm)			Power Mode B (dBm)		
				23330	MPR	Tune-up Limit	23330	MPR	Tune-up Limit
				793 MHz			793 MHz		
5 MHz	QPSK	1	0	25.0	0	25.7	23.5	0	24.1
		1	12	25.1	0	25.7	23.6	0	24.1
		1	24	24.9	0	25.7	23.4	0	24.1
		12	0	24.1	1	24.7	23.6	0	24.1
		12	7	24.1	1	24.7	23.6	0	24.1
		12	13	24.0	1	24.7	23.5	0	24.1
		25	0	24.1	1	24.7	23.5	0	24.1
	16QAM	1	0	23.9	1	24.7	24.0	0	24.1
		1	12	24.0	1	24.7	24.0	0	24.1
		1	24	24.0	1	24.7	23.9	0	24.1
		12	0	23.2	2	23.7	23.2	0.4	23.7
		12	7	23.2	2	23.7	23.2	0.4	23.7
		12	13	23.1	2	23.7	23.1	0.4	23.7
		25	0	23.1	2	23.7	23.1	0.4	23.7
	64QAM	1	0	23.2	2	23.7	23.2	0.4	23.7
		1	12	23.2	2	23.7	23.2	0.4	23.7
		1	24	23.1	2	23.7	23.1	0.4	23.7
		12	0	22.1	3	22.7	22.1	1.4	22.7
		12	7	22.1	3	22.7	22.1	1.4	22.7
		12	13	22.0	3	22.7	22.0	1.4	22.7
		25	0	22.1	3	22.7	22.1	1.4	22.7
	256QAM	1	0	20.1	5	20.7	20.1	3.4	20.7
		1	12	20.2	5	20.7	20.2	3.4	20.7
		1	24	20.1	5	20.7	20.1	3.4	20.7
		12	0	20.1	5	20.7	20.1	3.4	20.7
		12	7	20.1	5	20.7	20.1	3.4	20.7
		12	13	20.0	5	20.7	20.0	3.4	20.7
		25	0	20.1	5	20.7	20.1	3.4	20.7

This report shall not be reproduced without the written approval of UL Verification Services Inc.

LTE Band 14 Measured Results (ANT2)

BW (MHz)	Mode	RB Allocation	RB offset	Power Mode A (dBm)			Power Mode B (dBm)		
				23330 793 MHz	MPR	Tune-up Limit	23330 793 MHz	MPR	Tune-up Limit
10 MHz	QPSK	1	0	22.2	0.0	22.8	24.2	0.0	24.7
		1	25	22.2	0.0	22.8	24.2	0.0	24.7
		1	49	22.1	0.0	22.8	24.0	0.0	24.7
		25	0	22.0	0.0	22.8	23.1	1.0	23.7
		25	12	22.0	0.0	22.8	23.1	1.0	23.7
		25	25	21.9	0.0	22.8	23.1	1.0	23.7
		50	0	21.9	0.0	22.8	23.1	1.0	23.7
	16QAM	1	0	22.2	0.0	22.8	23.3	1.0	23.7
		1	25	22.2	0.0	22.8	23.3	1.0	23.7
		1	49	22.2	0.0	22.8	23.3	1.0	23.7
		25	0	21.9	0.1	22.7	22.2	2.0	22.7
		25	12	21.9	0.1	22.7	22.2	2.0	22.7
		25	25	21.8	0.1	22.7	22.1	2.0	22.7
		50	0	21.9	0.1	22.7	22.1	2.0	22.7
	64QAM	1	0	22.1	0.1	22.7	22.3	2.0	22.7
		1	25	22.1	0.1	22.7	22.3	2.0	22.7
		1	49	22.0	0.1	22.7	22.2	2.0	22.7
		25	0	20.9	1.1	21.7	21.1	3.0	21.7
		25	12	20.9	1.1	21.7	21.1	3.0	21.7
		25	25	20.8	1.1	21.7	21.0	3.0	21.7
		50	0	20.9	1.1	21.7	21.1	3.0	21.7
	256QAM	1	0	19.0	3.1	19.7	19.2	5.0	19.7
		1	25	19.0	3.1	19.7	19.2	5.0	19.7
		1	49	18.9	3.1	19.7	19.1	5.0	19.7
		25	0	18.9	3.1	19.7	19.1	5.0	19.7
		25	12	18.9	3.1	19.7	19.1	5.0	19.7
		25	25	18.8	3.1	19.7	19.0	5.0	19.7
		50	0	18.9	3.1	19.7	19.1	5.0	19.7

BW (MHz)	Mode	RB Allocation	RB offset	Power Mode A (dBm)			Power Mode B (dBm)		
				23330 793 MHz	MPR	Tune-up Limit	23330 793 MHz	MPR	Tune-up Limit
5 MHz	QPSK	1	0	22.1	0.0	22.8	24.2	0.0	24.7
		1	12	22.1	0.0	22.8	24.0	0.0	24.7
		1	24	21.9	0.0	22.8	24.0	0.0	24.7
		12	0	22.1	0.0	22.8	23.1	1.0	23.7
		12	7	22.1	0.0	22.8	23.1	1.0	23.7
		12	13	22.0	0.0	22.8	23.1	1.0	23.7
		25	0	22.0	0.0	22.8	23.1	1.0	23.7
	16QAM	1	0	22.2	0.0	22.8	23.3	1.0	23.7
		1	12	22.2	0.0	22.8	23.3	1.0	23.7
		1	24	22.1	0.0	22.8	23.3	1.0	23.7
		12	0	22.0	0.1	22.7	22.1	2.0	22.7
		12	7	22.0	0.1	22.7	22.2	2.0	22.7
		12	13	21.9	0.1	22.7	22.1	2.0	22.7
		25	0	21.9	0.1	22.7	22.1	2.0	22.7
	64QAM	1	0	22.1	0.1	22.7	22.3	2.0	22.7
		1	12	22.1	0.1	22.7	22.2	2.0	22.7
		1	24	22.0	0.1	22.7	22.1	2.0	22.7
		12	0	21.0	1.1	21.7	21.1	3.0	21.7
		12	7	21.0	1.1	21.7	21.1	3.0	21.7
		12	13	20.9	1.1	21.7	21.0	3.0	21.7
		25	0	20.9	1.1	21.7	21.1	3.0	21.7
	256QAM	1	0	19.1	3.1	19.7	19.1	5.0	19.7
		1	12	19.1	3.1	19.7	19.2	5.0	19.7
		1	24	19.0	3.1	19.7	19.1	5.0	19.7
		12	0	19.0	3.1	19.7	19.1	5.0	19.7
		12	7	19.0	3.1	19.7	19.1	5.0	19.7
		12	13	18.9	3.1	19.7	19.0	5.0	19.7
		25	0	18.9	3.1	19.7	19.1	5.0	19.7

This report shall not be reproduced without the written approval of UL Verification Services Inc.

LTE Band 25 Measured Results (ANT1)

BW (MHz)	Mode	RB Allocation	RB offset	Power Mode A (dBm)					Power Mode B (dBm)				
				26140	26365	26590	MPR	Tune-up Limit	26140	26365	26590	MPR	Tune-up Limit
				1860 MHz	1882.5 MHz	1905 MHz			1860 MHz	1882.5 MHz	1905 MHz		
20 MHz	QPSK	1	0	25.0	24.9	24.9	0	25.7	20.2	20.1	20.2	0	20.9
		1	49	25.0	25.1	25.0	0	25.7	20.2	20.2	20.2	0	20.9
		1	99	24.9	25.0	24.9	0	25.7	20.1	20.1	20.1	0	20.9
		50	0	24.0	24.0	24.0	1	24.7	20.1	20.2	20.2	0	20.9
		50	24	24.0	24.1	24.0	1	24.7	20.2	20.2	20.2	0	20.9
		50	50	24.0	24.0	24.0	1	24.7	20.2	20.2	20.2	0	20.9
		100	0	24.0	24.0	24.0	1	24.7	20.2	20.2	20.1	0	20.9
	16QAM	1	0	24.0	24.0	23.9	1	24.7	20.1	20.0	20.0	0	20.9
		1	49	24.1	24.1	24.1	1	24.7	20.1	20.2	20.2	0	20.9
		1	99	23.9	23.9	23.8	1	24.7	20.1	20.0	20.0	0	20.9
		50	0	23.0	23.0	23.0	2	23.7	19.8	19.8	19.8	0	20.9
		50	24	23.0	23.1	23.0	2	23.7	19.9	19.9	19.8	0	20.9
		50	50	23.0	23.0	23.0	2	23.7	19.8	19.8	19.8	0	20.9
		100	0	23.0	23.0	23.0	2	23.7	19.8	19.8	19.8	0	20.9
	64QAM	1	0	23.1	23.1	23.1	2	23.7	19.8	19.9	19.8	0	20.9
		1	49	23.3	23.2	23.2	2	23.7	20.1	20.0	20.0	0	20.9
		1	99	23.1	23.1	23.1	2	23.7	19.9	19.9	19.8	0	20.9
		50	0	22.0	22.0	22.0	3	22.7	19.8	19.8	19.7	0	20.9
		50	24	22.1	22.1	22.0	3	22.7	19.8	19.9	19.7	0	20.9
		50	50	22.0	22.0	22.0	3	22.7	19.8	19.8	19.8	0	20.9
		100	0	22.0	22.0	22.0	3	22.7	19.8	19.8	19.8	0	20.9
	256QAM	1	0	20.1	20.2	20.3	5	20.7	20.0	20.0	19.9	0.2	20.7
		1	49	20.1	20.2	20.3	5	20.7	20.0	20.0	19.9	0.2	20.7
		1	99	20.0	20.2	20.3	5	20.7	20.0	20.0	19.9	0.2	20.7
		50	0	20.0	20.0	20.0	5	20.7	19.8	19.8	19.8	0.2	20.7
		50	24	20.1	20.1	20.0	5	20.7	19.9	19.9	19.7	0.2	20.7
		50	50	20.0	20.1	20.0	5	20.7	19.8	19.8	19.8	0.2	20.7
		100	0	20.1	20.0	20.0	5	20.7	19.8	19.8	19.8	0.2	20.7

BW (MHz)	Mode	RB Allocation	RB offset	Power Mode A (dBm)					Power Mode B (dBm)				
				26115	26365	26615	MPR	Tune-up Limit	26115	26365	26615	MPR	Tune-up Limit
				1857.5 MHz	1882.5 MHz	1907.5 MHz			1857.5 MHz	1882.5 MHz	1907.5 MHz		
15 MHz	QPSK	1	0	25.0	24.9	25.0	0	25.7	20.1	20.2	20.2	0	20.9
		1	37	24.9	25.0	25.0	0	25.7	20.1	20.2	20.2	0	20.9
		1	74	24.9	24.9	24.9	0	25.7	20.1	20.1	20.1	0	20.9
		36	0	23.9	24.0	24.0	1	24.7	20.1	20.2	20.1	0	20.9
		36	20	24.0	24.0	24.0	1	24.7	20.2	20.2	20.2	0	20.9
		36	39	24.0	24.0	24.0	1	24.7	20.2	20.2	20.2	0	20.9
		75	0	24.0	23.9	24.0	1	24.7	20.2	20.1	20.1	0	20.9
	16QAM	1	0	24.0	24.1	24.1	1	24.7	20.0	20.0	20.1	0	20.9
		1	37	24.1	24.1	24.1	1	24.7	20.1	20.0	20.1	0	20.9
		1	74	24.0	24.0	24.0	1	24.7	20.0	19.9	20.0	0	20.9
		36	0	22.9	23.0	23.0	2	23.7	20.0	20.0	20.0	0	20.9
		36	20	23.0	23.0	23.0	2	23.7	20.1	20.0	20.0	0	20.9
		36	39	23.0	23.1	23.1	2	23.7	20.0	20.1	20.1	0	20.9
		75	0	23.0	23.0	23.0	2	23.7	20.0	20.0	20.0	0	20.9
	64QAM	1	0	23.2	23.1	23.1	2	23.7	20.1	20.0	20.1	0	20.9
		1	37	23.1	23.1	23.2	2	23.7	20.1	20.0	20.1	0	20.9
		1	74	23.1	23.0	23.0	2	23.7	20.1	20.0	20.1	0	20.9
		36	0	22.0	22.0	21.9	3	22.7	19.9	19.9	19.9	0	20.9
		36	20	22.1	22.0	22.0	3	22.7	20.0	20.0	19.9	0	20.9
		36	39	22.0	22.0	22.0	3	22.7	20.0	20.0	20.0	0	20.9
		75	0	22.0	21.9	22.0	3	22.7	20.0	19.9	19.9	0	20.9
	256QAM	1	0	20.1	20.1	20.1	5	20.7	20.1	20.1	20.1	0.2	20.7
		1	37	20.0	20.0	20.1	5	20.7	20.1	20.1	20.1	0.2	20.7
		1	74	20.1	20.0	20.1	5	20.7	20.0	20.1	20.1	0.2	20.7
		36	0	20.0	20.0	19.9	5	20.7	19.9	20.0	20.0	0.2	20.7
		36	20	20.1	20.0	19.9	5	20.7	20.1	20.0	19.9	0.2	20.7
		36	39	20.0	20.0	20.0	5	20.7	20.0	20.0	20.0	0.2	20.7
		75	0	20.0	20.0	19.9	5	20.7	20.0	20.0	19.9	0.2	20.7

This report shall not be reproduced without the written approval of UL Verification Services Inc.

LTE Band 25 Measured Results (ANT1) (continued)

BW (MHz)	Mode	RB Allocation	RB offset	Power Mode A (dBm)					Power Mode B (dBm)				
				26090	26365	26640	MPR	Tune-up Limit	26090	26365	26640	MPR	Tune-up Limit
				1855 MHz	1882.5 MHz	1910 MHz			1855 MHz	1882.5 MHz	1910 MHz		
10 MHz	QPSK	1	0	25.1	25.1	25.1	0	25.7	20.1	20.1	20.1	0	20.9
		1	25	25.0	25.1	25.1	0	25.7	20.1	20.1	20.1	0	20.9
		1	49	25.0	25.1	25.1	0	25.7	20.1	20.1	20.1	0	20.9
		25	0	24.0	24.1	24.1	1	24.7	20.1	20.1	20.1	0	20.9
		25	12	24.1	24.2	24.1	1	24.7	20.2	20.2	20.1	0	20.9
		25	25	24.1	24.1	24.1	1	24.7	20.2	20.2	20.1	0	20.9
		50	0	24.1	24.2	24.1	1	24.7	20.1	20.2	20.1	0	20.9
	16QAM	1	0	24.1	24.0	24.0	1	24.7	20.2	20.0	20.0	0	20.9
		1	25	24.0	24.0	24.0	1	24.7	20.1	20.0	20.0	0	20.9
		1	49	24.0	24.0	24.0	1	24.7	20.1	19.9	20.0	0	20.9
		25	0	23.1	23.2	23.1	2	23.7	20.1	20.1	20.1	0	20.9
		25	12	23.2	23.2	23.1	2	23.7	20.2	20.2	20.1	0	20.9
		25	25	23.2	23.2	23.1	2	23.7	20.2	20.2	20.1	0	20.9
		50	0	23.1	23.2	23.1	2	23.7	20.2	20.2	20.1	0	20.9
	64QAM	1	0	23.3	23.3	23.2	2	23.7	19.9	20.1	20.1	0	20.9
		1	25	23.3	23.3	23.3	2	23.7	20.0	20.1	20.1	0	20.9
		1	49	23.3	23.2	23.2	2	23.7	19.9	20.0	20.1	0	20.9
		25	0	22.1	22.1	22.1	3	22.7	20.1	20.1	20.1	0	20.9
		25	12	22.2	22.2	22.1	3	22.7	20.1	20.2	20.1	0	20.9
		25	25	22.2	22.2	22.1	3	22.7	20.1	20.2	20.1	0	20.9
		50	0	22.1	22.2	22.1	3	22.7	20.1	20.2	20.1	0	20.9
	256QAM	1	0	20.2	20.1	20.2	5	20.7	19.9	19.9	20.0	0.2	20.7
		1	25	20.3	20.2	20.3	5	20.7	20.0	20.1	20.1	0.2	20.7
		1	49	20.2	20.2	20.2	5	20.7	20.0	20.0	20.0	0.2	20.7
		25	0	20.1	20.1	20.1	5	20.7	19.9	19.9	19.9	0.2	20.7
		25	12	20.2	20.2	20.1	5	20.7	19.9	20.0	19.9	0.2	20.7
		25	25	20.2	20.2	20.2	5	20.7	19.9	19.9	19.9	0.2	20.7
		50	0	20.2	20.2	20.1	5	20.7	19.9	19.9	19.9	0.2	20.7

BW (MHz)	Mode	RB Allocation	RB offset	Power Mode A (dBm)					Power Mode B (dBm)				
				26065	26365	26665	MPR	Tune-up Limit	26065	26365	26665	MPR	Tune-up Limit
				1852.5 MHz	1882.5 MHz	1912.5 MHz			1852.5 MHz	1882.5 MHz	1912.5 MHz		
5 MHz	QPSK	1	0	25.1	25.1	25.0	0	25.7	20.1	20.1	20.0	0	20.9
		1	12	25.1	25.2	25.1	0	25.7	20.1	20.2	20.1	0	20.9
		1	24	25.1	25.1	25.0	0	25.7	20.1	20.1	20.0	0	20.9
		12	0	24.1	24.1	24.1	1	24.7	20.1	20.1	20.1	0	20.9
		12	7	24.1	24.1	24.2	1	24.7	20.1	20.1	20.1	0	20.9
		12	13	24.1	24.1	24.1	1	24.7	20.1	20.1	20.1	0	20.9
		25	0	24.1	24.1	24.1	1	24.7	20.1	20.1	20.1	0	20.9
	16QAM	1	0	24.0	24.1	24.1	1	24.7	20.1	20.1	20.0	0	20.9
		1	12	24.0	24.1	24.1	1	24.7	20.1	20.1	20.2	0	20.9
		1	24	24.1	24.0	24.1	1	24.7	20.1	20.1	20.1	0	20.9
		12	0	23.1	23.1	23.1	2	23.7	20.1	20.0	20.1	0	20.9
		12	7	23.1	23.2	23.2	2	23.7	20.1	20.1	20.2	0	20.9
		12	13	23.1	23.2	23.2	2	23.7	20.1	20.0	20.2	0	20.9
		25	0	23.1	23.2	23.1	2	23.7	20.1	20.2	20.1	0	20.9
	64QAM	1	0	23.2	23.4	23.3	2	23.7	20.0	20.0	20.1	0	20.9
		1	12	23.2	23.3	23.4	2	23.7	20.0	20.0	20.1	0	20.9
		1	24	23.2	23.3	23.3	2	23.7	20.0	20.1	20.1	0	20.9
		12	0	22.2	22.1	22.1	3	22.7	20.1	20.1	20.1	0	20.9
		12	7	22.2	22.2	22.2	3	22.7	20.1	20.2	20.2	0	20.9
		12	13	22.1	22.1	22.1	3	22.7	20.1	20.1	20.1	0	20.9
		25	0	22.1	22.1	22.1	3	22.7	20.1	20.1	20.2	0	20.9
	256QAM	1	0	20.3	20.2	20.2	5	20.7	20.0	20.0	20.1	0.2	20.7
		1	12	20.3	20.2	20.3	5	20.7	19.9	20.1	20.1	0.2	20.7
		1	24	20.3	20.2	20.3	5	20.7	20.0	20.1	20.1	0.2	20.7
		12	0	20.2	20.1	20.1	5	20.7	19.9	19.9	19.9	0.2	20.7
		12	7	20.1	20.2	20.2	5	20.7	19.9	19.9	19.9	0.2	20.7
		12	13	20.1	20.2	20.1	5	20.7	19.9	19.9	19.9	0.2	20.7
		25	0	20.2	20.2	20.1	5	20.7	19.9	19.9	19.9	0.2	20.7

This report shall not be reproduced without the written approval of UL Verification Services Inc.

LTE Band 25 Measured Results (ANT1) (continued)

BW (MHz)	Mode	RB Allocation	RB offset	Power Mode A (dBm)					Power Mode B (dBm)				
				26055	26365	26675	MPR	Tune-up Limit	26055	26365	26675	MPR	Tune-up Limit
				1851.5 MHz	1882.5 MHz	1913.5 MHz			1851.5 MHz	1882.5 MHz	1913.5 MHz		
3 MHz	QPSK	1	0	25.0	25.0	25.1	0	25.7	19.9	20.1	20.1	0	20.9
		1	8	25.1	25.1	25.1	0	25.7	20.1	20.1	20.1	0	20.9
		1	14	25.0	25.0	25.0	0	25.7	20.0	20.0	20.0	0	20.9
		8	0	24.0	24.1	24.1	1	24.7	20.1	20.1	20.1	0	20.9
		8	4	24.1	24.1	24.1	1	24.7	20.1	20.1	20.1	0	20.9
		8	7	24.1	24.1	24.1	1	24.7	20.1	20.1	20.1	0	20.9
		15	0	24.0	24.1	24.1	1	24.7	20.1	20.1	20.1	0	20.9
	16QAM	1	0	23.9	24.1	24.0	1	24.7	20.0	20.0	20.0	0	20.9
		1	8	24.0	24.1	24.0	1	24.7	20.1	20.0	20.1	0	20.9
		1	14	23.9	24.0	24.0	1	24.7	20.0	19.9	20.0	0	20.9
		8	0	23.1	23.2	23.2	2	23.7	20.0	20.0	20.0	0	20.9
		8	4	23.1	23.2	23.2	2	23.7	20.0	20.0	20.0	0	20.9
		8	7	23.1	23.2	23.2	2	23.7	20.0	20.0	20.0	0	20.9
		15	0	23.1	23.1	23.1	2	23.7	19.9	19.9	19.9	0	20.9
	64QAM	1	0	23.2	23.2	23.3	2	23.7	20.1	20.1	20.0	0	20.9
		1	8	23.3	23.3	23.3	2	23.7	20.1	20.1	20.1	0	20.9
		1	14	23.2	23.2	23.3	2	23.7	19.9	20.1	20.0	0	20.9
		8	0	22.1	22.1	22.1	3	22.7	19.9	19.9	19.9	0	20.9
		8	4	22.1	22.2	22.1	3	22.7	19.9	19.9	19.9	0	20.9
		8	7	22.1	22.2	22.1	3	22.7	19.9	19.9	19.9	0	20.9
		15	0	22.1	22.1	22.1	3	22.7	19.9	19.9	19.9	0	20.9
	256QAM	1	0	20.1	20.2	20.3	5	20.7	20.0	20.1	20.0	0.2	20.7
		1	8	20.2	20.3	20.3	5	20.7	20.1	20.1	20.1	0.2	20.7
		1	14	20.1	20.2	20.2	5	20.7	20.0	20.1	20.0	0.2	20.7
		8	0	20.1	20.2	20.1	5	20.7	19.9	19.9	19.9	0.2	20.7
		8	4	20.1	20.1	20.1	5	20.7	19.9	19.9	19.9	0.2	20.7
		8	7	20.1	20.1	20.1	5	20.7	19.9	19.9	19.9	0.2	20.7
		15	0	20.1	20.1	20.1	5	20.7	19.9	19.9	19.9	0.2	20.7

BW (MHz)	Mode	RB Allocation	RB offset	Power Mode A (dBm)					Power Mode B (dBm)				
				26047	26365	26683	MPR	Tune-up Limit	26047	26365	26683	MPR	Tune-up Limit
				1850.7 MHz	1882.5 MHz	1914.3 MHz			1850.7 MHz	1882.5 MHz	1914.3 MHz		
1.4 MHz	QPSK	1	0	25.0	25.1	25.1	0	25.7	20.1	20.0	20.1	0	20.9
		1	3	25.0	25.1	25.1	0	25.7	20.0	20.0	20.1	0	20.9
		1	5	25.0	25.1	25.1	0	25.7	20.1	20.0	20.1	0	20.9
		3	0	25.0	25.1	25.1	0	25.7	20.0	20.0	20.0	0	20.9
		3	1	25.0	25.1	25.0	0	25.7	20.1	20.1	20.0	0	20.9
		3	3	25.0	25.1	25.1	0	25.7	20.0	20.0	20.1	0	20.9
		6	0	24.0	24.0	24.0	1	24.7	20.1	20.0	20.0	0	20.9
	16QAM	1	0	23.8	24.0	24.0	1	24.7	20.2	20.1	20.2	0	20.9
		1	3	23.8	24.0	24.0	1	24.7	20.1	20.1	20.2	0	20.9
		1	5	23.8	24.0	24.0	1	24.7	20.2	20.1	20.2	0	20.9
		3	0	24.0	24.0	24.1	1	24.7	20.0	20.0	20.0	0	20.9
		3	1	24.0	24.0	24.1	1	24.7	20.0	20.0	20.0	0	20.9
		3	3	24.0	24.1	24.1	1	24.7	20.1	20.0	20.0	0	20.9
		6	0	23.0	23.1	23.2	2	23.7	19.9	19.9	19.9	0	20.9
	64QAM	1	0	23.1	23.3	23.3	2	23.7	20.0	19.9	20.0	0	20.9
		1	3	23.2	23.3	23.3	2	23.7	20.0	20.0	20.1	0	20.9
		1	5	23.1	23.2	23.3	2	23.7	20.0	20.0	20.2	0	20.9
		3	0	23.1	23.1	23.2	2	23.7	20.0	20.2	20.1	0	20.9
		3	1	23.1	23.1	23.2	2	23.7	20.0	20.1	20.1	0	20.9
		3	3	23.1	23.1	23.2	2	23.7	20.1	20.1	20.1	0	20.9
		6	0	22.1	22.1	22.1	3	22.7	20.0	20.1	20.1	0	20.9
	256QAM	1	0	20.1	20.2	20.2	5	20.7	20.0	19.9	19.9	0.2	20.7
		1	3	20.1	20.2	20.2	5	20.7	20.0	19.9	20.0	0.2	20.7
		1	5	20.1	20.2	20.1	5	20.7	19.9	19.9	20.0	0.2	20.7
		3	0	20.2	20.1	20.1	5	20.7	19.9	19.9	19.9	0.2	20.7
		3	1	20.2	20.1	20.1	5	20.7	19.9	19.9	19.9	0.2	20.7
		3	3	20.2	20.1	20.1	5	20.7	19.9	19.9	19.9	0.2	20.7
		6	0	20.0	19.9	20.1	5	20.7	19.7	20.0	19.9	0.2	20.7

This report shall not be reproduced without the written approval of UL Verification Services Inc.

LTE Band 25 Measured Results (ANT2)

BW (MHz)	Mode	RB Allocation	RB offset	Power Mode A (dBm)					Power Mode B (dBm)				
				26140	26365	26590	MPR	Tune-up Limit	26140	26365	26590	MPR	Tune-up Limit
				1860 MHz	1882.5 MHz	1905 MHz			1860 MHz	1882.5 MHz	1905 MHz		
20 MHz	QPSK	1	0	20.4	20.4	20.3	0.0	20.6	20.4	20.4	20.3	0.0	20.7
		1	49	20.4	20.4	20.4	0.0	20.6	20.4	20.4	20.4	0.0	20.7
		1	99	20.3	20.4	20.3	0.0	20.6	20.3	20.4	20.3	0.0	20.7
		50	0	20.3	20.3	20.3	0.0	20.6	20.3	20.3	20.3	0.0	20.7
		50	24	20.3	20.4	20.4	0.0	20.6	20.3	20.4	20.4	0.0	20.7
		50	50	20.3	20.3	20.3	0.0	20.6	20.3	20.3	20.3	0.0	20.7
		100	0	20.2	20.5	20.3	0.0	20.6	20.2	20.5	20.3	0.0	20.7
	16QAM	1	0	20.4	20.4	20.4	0.0	20.6	20.4	20.4	20.4	0.0	20.7
		1	49	20.4	20.4	20.4	0.0	20.6	20.4	20.4	20.4	0.0	20.7
		1	99	20.4	20.4	20.4	0.0	20.6	20.4	20.4	20.4	0.0	20.7
		50	0	20.4	20.4	20.4	0.0	20.6	20.4	20.4	20.4	0.0	20.7
		50	24	20.4	20.4	20.4	0.0	20.6	20.4	20.4	20.4	0.0	20.7
		50	50	20.3	20.4	20.4	0.0	20.6	20.3	20.4	20.4	0.0	20.7
		100	0	20.3	20.4	20.4	0.0	20.6	20.3	20.4	20.4	0.0	20.7
	64QAM	1	0	20.3	20.3	19.4	0.0	20.6	20.3	20.3	19.4	0.0	20.7
		1	49	20.4	20.4	19.6	0.0	20.6	20.4	20.4	19.6	0.0	20.7
		1	99	20.3	20.4	19.4	0.0	20.6	20.3	20.4	19.4	0.0	20.7
		50	0	20.2	20.1	19.3	0.2	20.4	20.2	20.1	19.3	0.3	20.4
		50	24	20.1	20.2	19.3	0.2	20.4	20.1	20.2	19.3	0.3	20.4
		50	50	20.1	20.2	19.4	0.2	20.4	20.1	20.2	19.4	0.3	20.4
		100	0	20.2	20.1	19.3	0.2	20.4	20.2	20.1	19.3	0.3	20.4
	256QAM	1	0	18.2	18.2	18.2	2.2	18.4	18.2	18.2	18.2	2.3	18.4
		1	49	18.1	18.2	18.1	2.2	18.4	18.1	18.2	18.1	2.3	18.4
		1	99	18.1	18.2	18.2	2.2	18.4	18.1	18.2	18.2	2.3	18.4
		50	0	18.1	18.2	18.1	2.2	18.4	18.1	18.2	18.1	2.3	18.4
		50	24	18.0	18.2	18.1	2.2	18.4	18.0	18.2	18.1	2.3	18.4
		50	50	18.0	18.2	18.2	2.2	18.4	18.0	18.2	18.2	2.3	18.4
		100	0	18.0	18.2	18.1	2.2	18.4	18.0	18.2	18.1	2.3	18.4
BW (MHz)	Mode	RB Allocation	RB offset	Power Mode A (dBm)					Power Mode B (dBm)				
				26115	26365	26615	MPR	Tune-up Limit	26115	26365	26615	MPR	Tune-up Limit
				1857.5 MHz	1882.5 MHz	1907.5 MHz			1857.5 MHz	1882.5 MHz	1907.5 MHz		
15 MHz	QPSK	1	0	20.3	20.3	20.4	0.0	20.6	20.3	20.3	20.4	0.0	20.7
		1	37	20.3	20.4	20.4	0.0	20.6	20.3	20.4	20.4	0.0	20.7
		1	74	20.3	20.2	20.3	0.0	20.6	20.3	20.2	20.3	0.0	20.7
		36	0	20.3	20.3	20.3	0.0	20.6	20.3	20.3	20.3	0.0	20.7
		36	20	20.4	20.3	20.4	0.0	20.6	20.4	20.3	20.4	0.0	20.7
		36	39	20.4	20.4	20.4	0.0	20.6	20.4	20.4	20.4	0.0	20.7
		75	0	20.3	20.3	20.4	0.0	20.6	20.3	20.3	20.4	0.0	20.7
	16QAM	1	0	20.3	20.4	20.3	0.0	20.6	20.3	20.4	20.3	0.0	20.7
		1	37	20.4	20.4	20.4	0.0	20.6	20.4	20.4	20.4	0.0	20.7
		1	74	20.3	20.3	20.3	0.0	20.6	20.3	20.3	20.3	0.0	20.7
		36	0	20.4	20.4	20.4	0.0	20.6	20.4	20.4	20.4	0.0	20.7
		36	20	20.3	20.4	20.4	0.0	20.6	20.3	20.4	20.4	0.0	20.7
		36	39	20.3	20.4	20.3	0.0	20.6	20.3	20.4	20.3	0.0	20.7
		75	0	20.4	20.3	20.2	0.0	20.6	20.4	20.3	20.2	0.0	20.7
	64QAM	1	0	20.3	20.3	20.3	0.0	20.6	20.3	20.3	20.3	0.0	20.7
		1	37	20.3	20.4	20.4	0.0	20.6	20.3	20.4	20.4	0.0	20.7
		1	74	20.3	20.3	20.3	0.0	20.6	20.3	20.3	20.3	0.0	20.7
		36	0	20.1	20.2	20.2	0.2	20.4	20.1	20.2	20.2	0.3	20.4
		36	20	20.1	20.2	20.2	0.2	20.4	20.1	20.2	20.2	0.3	20.4
		36	39	20.1	20.2	20.2	0.2	20.4	20.1	20.2	20.2	0.3	20.4
		75	0	20.1	20.2	20.2	0.2	20.4	20.1	20.2	20.2	0.3	20.4
	256QAM	1	0	18.1	18.2	18.2	2.2	18.4	18.1	18.2	18.2	2.3	18.4
		1	37	18.1	18.2	18.2	2.2	18.4	18.1	18.2	18.2	2.3	18.4
		1	74	18.1	18.1	18.2	2.2	18.4	18.1	18.1	18.2	2.3	18.4
		36	0	18.1	18.1	18.1	2.2	18.4	18.1	18.1	18.1	2.3	18.4
		36	20	18.2	18.1	18.1	2.2	18.4	18.2	18.1	18.1	2.3	18.4
		36	39	18.1	18.1	18.2	2.2	18.4	18.1	18.1	18.2	2.3	18.4
		75	0	18.1	18.1	18.1	2.2	18.4	18.1	18.1	18.1	2.3	18.4

This report shall not be reproduced without the written approval of UL Verification Services Inc.

LTE Band 25 Measured Results (ANT2) (continued)

BW (MHz)	Mode	RB Allocation	RB offset	Power Mode A (dBm)					Power Mode B (dBm)				
				26090	26365	26640	MPR	Tune-up Limit	26090	26365	26640	MPR	Tune-up Limit
				1855 MHz	1882.5 MHz	1910 MHz			1855 MHz	1882.5 MHz	1910 MHz		
10 MHz	QPSK	1	0	20.4	20.4	20.3	0.0	20.6	20.4	20.4	20.3	0.0	20.7
		1	25	20.4	20.3	20.3	0.0	20.6	20.4	20.3	20.3	0.0	20.7
		1	49	20.4	20.4	20.3	0.0	20.6	20.4	20.4	20.3	0.0	20.7
		25	0	20.4	20.3	20.3	0.0	20.6	20.4	20.3	20.3	0.0	20.7
		25	12	20.3	20.4	20.3	0.0	20.6	20.3	20.4	20.3	0.0	20.7
		25	25	20.3	20.4	20.4	0.0	20.6	20.3	20.4	20.4	0.0	20.7
		50	0	20.3	20.3	20.3	0.0	20.6	20.3	20.3	20.3	0.0	20.7
	16QAM	1	0	20.4	20.3	20.4	0.0	20.6	20.4	20.3	20.4	0.0	20.7
		1	25	20.4	20.4	20.3	0.0	20.6	20.4	20.4	20.3	0.0	20.7
		1	49	20.4	20.4	20.3	0.0	20.6	20.4	20.4	20.3	0.0	20.7
		25	0	20.3	20.2	20.3	0.0	20.6	20.3	20.2	20.3	0.0	20.7
		25	12	20.4	20.2	20.3	0.0	20.6	20.4	20.2	20.3	0.0	20.7
		25	25	20.4	20.3	20.4	0.0	20.6	20.4	20.3	20.4	0.0	20.7
		50	0	20.3	20.2	20.3	0.0	20.6	20.3	20.2	20.3	0.0	20.7
	64QAM	1	0	20.4	20.3	20.4	0.0	20.6	20.4	20.3	20.4	0.0	20.7
		1	25	20.3	20.4	20.4	0.0	20.6	20.3	20.4	20.4	0.0	20.7
		1	49	20.3	20.3	20.3	0.0	20.6	20.3	20.3	20.3	0.0	20.7
		25	0	20.2	20.0	20.1	0.2	20.4	20.2	20.0	20.1	0.3	20.4
		25	12	20.2	20.1	20.1	0.2	20.4	20.2	20.1	20.1	0.3	20.4
		25	25	20.2	20.1	20.2	0.2	20.4	20.2	20.1	20.2	0.3	20.4
		50	0	20.2	20.0	20.1	0.2	20.4	20.2	20.0	20.1	0.3	20.4
	256QAM	1	0	18.1	18.1	18.2	2.2	18.4	18.1	18.1	18.2	2.3	18.4
		1	25	18.1	18.2	18.2	2.2	18.4	18.1	18.2	18.2	2.3	18.4
		1	49	18.2	18.2	18.2	2.2	18.4	18.2	18.2	18.2	2.3	18.4
		25	0	18.1	18.1	18.1	2.2	18.4	18.1	18.1	18.1	2.3	18.4
		25	12	18.2	18.1	18.1	2.2	18.4	18.2	18.1	18.1	2.3	18.4
		25	25	18.2	18.1	18.2	2.2	18.4	18.2	18.1	18.2	2.3	18.4
		50	0	18.2	18.0	18.1	2.2	18.4	18.2	18.0	18.1	2.3	18.4

BW (MHz)	Mode	RB Allocation	RB offset	Power Mode A (dBm)					Power Mode B (dBm)				
				26065	26365	26665	MPR	Tune-up Limit	26065	26365	26665	MPR	Tune-up Limit
				1852.5 MHz	1882.5 MHz	1912.5 MHz			1852.5 MHz	1882.5 MHz	1912.5 MHz		
5 MHz	QPSK	1	0	20.2	20.2	20.2	0.0	20.6	20.2	20.2	20.2	0.0	20.7
		1	12	20.2	20.2	20.3	0.0	20.6	20.2	20.2	20.3	0.0	20.7
		1	24	20.2	20.2	20.2	0.0	20.6	20.2	20.2	20.2	0.0	20.7
		12	0	20.2	20.1	20.2	0.0	20.6	20.2	20.1	20.2	0.0	20.7
		12	7	20.2	20.1	20.3	0.0	20.6	20.2	20.1	20.3	0.0	20.7
		12	13	20.2	20.2	20.3	0.0	20.6	20.2	20.2	20.3	0.0	20.7
		25	0	20.2	20.1	20.3	0.0	20.6	20.2	20.1	20.3	0.0	20.7
	16QAM	1	0	20.4	20.3	20.4	0.0	20.6	20.4	20.3	20.4	0.0	20.7
		1	12	20.3	20.4	20.3	0.0	20.6	20.3	20.4	20.3	0.0	20.7
		1	24	20.4	20.4	20.4	0.0	20.6	20.4	20.4	20.4	0.0	20.7
		12	0	20.2	20.3	20.2	0.0	20.6	20.2	20.3	20.2	0.0	20.7
		12	7	20.2	20.2	20.3	0.0	20.6	20.2	20.2	20.3	0.0	20.7
		12	13	20.2	20.3	20.3	0.0	20.6	20.2	20.3	20.3	0.0	20.7
		25	0	20.2	20.1	20.3	0.0	20.6	20.2	20.1	20.3	0.0	20.7
	64QAM	1	0	20.3	20.3	20.2	0.0	20.6	20.3	20.3	20.2	0.0	20.7
		1	12	20.3	20.3	20.2	0.0	20.6	20.3	20.3	20.2	0.0	20.7
		1	24	20.3	20.3	20.2	0.0	20.6	20.3	20.3	20.2	0.0	20.7
		12	0	20.1	20.1	20.0	0.2	20.4	20.1	20.1	20.0	0.3	20.4
		12	7	20.1	20.1	20.1	0.2	20.4	20.1	20.1	20.1	0.3	20.4
		12	13	20.1	20.1	20.1	0.2	20.4	20.1	20.1	20.1	0.3	20.4
		25	0	20.1	20.0	20.1	0.2	20.4	20.1	20.0	20.1	0.3	20.4
	256QAM	1	0	18.2	18.1	18.1	2.2	18.4	18.2	18.1	18.1	2.3	18.4
		1	12	18.2	18.2	18.2	2.2	18.4	18.2	18.2	18.2	2.3	18.4
		1	24	18.2	18.2	18.2	2.2	18.4	18.2	18.2	18.2	2.3	18.4
		12	0	18.2	18.0	18.0	2.2	18.4	18.2	18.0	18.0	2.3	18.4
		12	7	18.2	18.1	18.1	2.2	18.4	18.2	18.1	18.1	2.3	18.4
		12	13	18.1	18.1	18.1	2.2	18.4	18.1	18.1	18.1	2.3	18.4
		25	0	18.1	18.0	18.1	2.2	18.4	18.1	18.0	18.1	2.3	18.4

This report shall not be reproduced without the written approval of UL Verification Services Inc.

LTE Band 25 Measured Results (ANT2) (continued)

BW (MHz)	Mode	RB Allocation	RB offset	Power Mode A (dBm)					Power Mode B (dBm)				
				26055	26365	26675	MPR	Tune-up Limit	26055	26365	26675	MPR	Tune-up Limit
				1851.5 MHz	1882.5 MHz	1913.5 MHz			1851.5 MHz	1882.5 MHz	1913.5 MHz		
3 MHz	QPSK	1	0	20.1	20.3	20.2	0.0	20.6	20.1	20.3	20.2	0.0	20.7
		1	8	20.2	20.4	20.3	0.0	20.6	20.2	20.4	20.3	0.0	20.7
		1	14	20.1	20.4	20.2	0.0	20.6	20.1	20.4	20.2	0.0	20.7
		8	0	20.2	20.4	20.2	0.0	20.6	20.2	20.4	20.2	0.0	20.7
		8	4	20.2	20.4	20.3	0.0	20.6	20.2	20.4	20.3	0.0	20.7
		8	7	20.2	20.4	20.3	0.0	20.6	20.2	20.4	20.3	0.0	20.7
		15	0	20.2	20.4	20.3	0.0	20.6	20.2	20.4	20.3	0.0	20.7
	16QAM	1	0	20.4	20.4	20.3	0.0	20.6	20.4	20.4	20.3	0.0	20.7
		1	8	20.2	20.4	20.4	0.0	20.6	20.2	20.4	20.4	0.0	20.7
		1	14	20.3	20.4	20.3	0.0	20.6	20.3	20.4	20.3	0.0	20.7
		8	0	20.3	20.3	20.3	0.0	20.6	20.3	20.3	20.3	0.0	20.7
		8	4	20.3	20.1	20.4	0.0	20.6	20.3	20.1	20.4	0.0	20.7
		8	7	20.3	20.3	20.3	0.0	20.6	20.3	20.3	20.3	0.0	20.7
		15	0	20.3	20.4	20.3	0.0	20.6	20.3	20.4	20.3	0.0	20.7
	64QAM	1	0	20.4	20.4	20.3	0.0	20.6	20.4	20.4	20.3	0.0	20.7
		1	8	20.3	20.4	20.4	0.0	20.6	20.3	20.4	20.4	0.0	20.7
		1	14	20.4	20.3	20.3	0.0	20.6	20.4	20.3	20.3	0.0	20.7
		8	0	20.2	20.1	20.1	0.2	20.4	20.2	20.1	20.1	0.3	20.4
		8	4	20.2	20.1	20.2	0.2	20.4	20.2	20.1	20.2	0.3	20.4
		8	7	20.2	20.1	20.2	0.2	20.4	20.2	20.1	20.2	0.3	20.4
		15	0	20.1	20.0	20.2	0.2	20.4	20.1	20.0	20.2	0.3	20.4
	256QAM	1	0	18.1	18.2	18.2	2.2	18.4	18.1	18.2	18.2	2.3	18.4
		1	8	18.2	18.2	18.2	2.2	18.4	18.2	18.2	18.2	2.3	18.4
		1	14	18.2	18.2	18.2	2.2	18.4	18.2	18.2	18.2	2.3	18.4
		8	0	18.2	18.1	18.1	2.2	18.4	18.2	18.1	18.1	2.3	18.4
		8	4	18.2	18.1	18.2	2.2	18.4	18.2	18.1	18.2	2.3	18.4
		8	7	18.2	18.1	18.2	2.2	18.4	18.2	18.1	18.2	2.3	18.4
		15	0	18.2	18.1	18.1	2.2	18.4	18.2	18.1	18.1	2.3	18.4

BW (MHz)	Mode	RB Allocation	RB offset	Power Mode A (dBm)					Power Mode B (dBm)				
				26047	26365	26683	MPR	Tune-up Limit	26047	26365	26683	MPR	Tune-up Limit
				1850.7 MHz	1882.5 MHz	1914.3 MHz			1850.7 MHz	1882.5 MHz	1914.3 MHz		
1.4 MHz	QPSK	1	0	20.3	20.3	20.4	0.0	20.6	20.3	20.3	20.4	0.0	20.7
		1	3	20.4	20.4	20.4	0.0	20.6	20.4	20.4	20.4	0.0	20.7
		1	5	20.3	20.4	20.4	0.0	20.6	20.3	20.4	20.4	0.0	20.7
		3	0	20.3	20.3	20.4	0.0	20.6	20.3	20.3	20.4	0.0	20.7
		3	1	20.3	20.3	20.4	0.0	20.6	20.3	20.3	20.4	0.0	20.7
		3	3	20.3	20.4	20.4	0.0	20.6	20.3	20.4	20.4	0.0	20.7
		6	0	20.3	20.3	20.3	0.0	20.6	20.3	20.3	20.3	0.0	20.7
	16QAM	1	0	20.3	20.4	20.3	0.0	20.6	20.3	20.4	20.3	0.0	20.7
		1	3	20.3	20.4	20.4	0.0	20.6	20.3	20.4	20.4	0.0	20.7
		1	5	20.3	20.4	20.3	0.0	20.6	20.3	20.4	20.3	0.0	20.7
		3	0	20.3	20.2	20.2	0.0	20.6	20.3	20.2	20.2	0.0	20.7
		3	1	20.3	20.3	20.3	0.0	20.6	20.3	20.3	20.3	0.0	20.7
		3	3	20.3	20.3	20.3	0.0	20.6	20.3	20.3	20.3	0.0	20.7
		6	0	20.1	20.1	20.1	0.0	20.6	20.1	20.1	20.1	0.0	20.7
	64QAM	1	0	20.2	20.3	20.2	0.0	20.6	20.2	20.3	20.2	0.0	20.7
		1	3	20.3	20.3	20.3	0.0	20.6	20.3	20.3	20.3	0.0	20.7
		1	5	20.3	20.2	20.3	0.0	20.6	20.3	20.2	20.3	0.0	20.7
		3	0	20.2	20.2	20.2	0.0	20.6	20.2	20.2	20.2	0.0	20.7
		3	1	20.2	20.2	20.2	0.0	20.6	20.2	20.2	20.2	0.0	20.7
		3	3	20.2	20.2	20.2	0.0	20.6	20.2	20.2	20.2	0.0	20.7
		6	0	20.0	19.9	20.0	0.2	20.4	20.0	19.9	20.0	0.3	20.4
	256QAM	1	0	18.1	18.1	18.1	2.2	18.4	18.1	18.1	18.1	2.3	18.4
		1	3	18.1	18.1	18.2	2.2	18.4	18.1	18.1	18.2	2.3	18.4
		1	5	18.1	18.1	18.2	2.2	18.4	18.1	18.1	18.2	2.3	18.4
		3	0	18.1	18.0	18.0	2.2	18.4	18.1	18.0	18.0	2.3	18.4
		3	1	18.1	18.0	18.0	2.2	18.4	18.1	18.0	18.0	2.3	18.4
		3	3	18.2	18.1	18.1	2.2	18.4	18.2	18.1	18.1	2.3	18.4
		6	0	18.0	18.0	18.0	2.2	18.4	18.0	18.0	18.0	2.3	18.4

This report shall not be reproduced without the written approval of UL Verification Services Inc.

LTE Band 25 Measured Results (ANT3)

BW (MHz)	Mode	RB Allocation	RB offset	Power Mode A (dBm)					Power Mode B (dBm)				
				26140	26365	26590	MPR	Tune-up Limit	26140	26365	26590	MPR	Tune-up Limit
				1860 MHz	1882.5 MHz	1905 MHz			1860 MHz	1882.5 MHz	1905 MHz		
20 MHz	QPSK	1	0	22.8	22.9	22.7	0	23.5	19.1	19.0	19.2	0	19.9
		1	49	22.9	22.9	22.8	0	23.5	19.1	19.2	19.2	0	19.9
		1	99	22.8	22.8	22.6	0	23.5	19.1	19.2	19.2	0	19.9
		50	0	22.7	22.6	22.8	0	23.5	18.9	18.9	19.0	0	19.9
		50	24	22.8	22.8	22.8	0	23.5	19.1	19.1	19.1	0	19.9
		50	50	22.7	22.7	22.8	0	23.5	19.0	18.9	19.0	0	19.9
		100	0	22.5	22.7	22.7	0	23.5	18.9	19.1	19.0	0	19.9
	16QAM	1	0	22.6	22.6	22.8	0	23.5	18.9	19.0	19.1	0	19.9
		1	49	22.8	22.7	22.8	0	23.5	19.0	19.0	19.0	0	19.9
		1	99	22.6	22.6	22.8	0	23.5	18.8	19.1	19.1	0	19.9
		50	0	22.4	22.4	22.4	0	23.5	18.7	18.7	18.8	0	19.9
		50	24	22.5	22.5	22.5	0	23.5	18.8	18.8	18.9	0	19.9
		50	50	22.4	22.4	22.5	0	23.5	18.7	18.8	18.8	0	19.9
		100	0	22.5	22.4	22.5	0	23.5	18.8	18.8	18.8	0	19.9
	64QAM	1	0	22.5	22.5	22.6	0	23.5	18.8	18.8	18.9	0	19.9
		1	49	22.6	22.6	22.7	0	23.5	19.0	18.9	19.0	0	19.9
		1	99	22.5	22.5	22.6	0	23.5	18.8	18.8	18.8	0	19.9
		50	0	21.4	21.4	21.5	1	22.5	18.7	18.7	18.8	0	19.9
		50	24	21.5	21.5	21.5	1	22.5	18.8	18.8	18.9	0	19.9
		50	50	21.4	21.4	21.5	1	22.5	18.7	18.7	18.8	0	19.9
		100	0	21.4	21.4	21.5	1	22.5	18.7	18.8	18.9	0	19.9
	256QAM	1	0	19.6	19.6	19.7	3	20.5	18.9	18.9	19.0	0	19.9
		1	49	19.6	19.6	19.7	3	20.5	18.9	18.9	19.0	0	19.9
		1	99	19.6	19.6	19.6	3	20.5	18.9	18.9	19.0	0	19.9
		50	0	19.4	19.4	19.4	3	20.5	18.7	18.7	18.8	0	19.9
		50	24	19.5	19.5	19.5	3	20.5	18.8	18.8	18.8	0	19.9
		50	50	19.4	19.4	19.5	3	20.5	18.7	18.7	18.8	0	19.9
		100	0	19.4	19.4	19.5	3	20.5	18.8	18.7	18.9	0	19.9

BW (MHz)	Mode	RB Allocation	RB offset	Power Mode A (dBm)					Power Mode B (dBm)				
				26115	26365	26615	MPR	Tune-up Limit	26115	26365	26615	MPR	Tune-up Limit
				1857.5 MHz	1882.5 MHz	1907.5 MHz			1857.5 MHz	1882.5 MHz	1907.5 MHz		
15 MHz	QPSK	1	0	22.4	22.3	22.4	0	23.5	18.7	18.7	18.8	0	19.9
		1	37	22.4	22.4	22.5	0	23.5	18.6	18.7	18.8	0	19.9
		1	74	22.4	22.2	22.4	0	23.5	18.6	18.6	18.8	0	19.9
		36	0	22.4	22.3	22.4	0	23.5	18.6	18.7	18.8	0	19.9
		36	20	22.5	22.4	22.4	0	23.5	18.7	18.8	18.8	0	19.9
		36	39	22.4	22.4	22.5	0	23.5	18.7	18.7	18.9	0	19.9
		75	0	22.4	22.4	22.4	0	23.5	18.7	18.7	18.8	0	19.9
	16QAM	1	0	22.7	22.7	22.8	0	23.5	18.9	18.9	19.1	0	19.9
		1	37	22.7	22.7	22.8	0	23.5	19.0	19.0	19.1	0	19.9
		1	74	22.7	22.7	22.7	0	23.5	18.9	18.9	19.1	0	19.9
		36	0	22.4	22.4	22.5	0	23.5	18.7	18.7	18.8	0	19.9
		36	20	22.5	22.5	22.5	0	23.5	18.8	18.8	18.9	0	19.9
		36	39	22.5	22.5	22.5	0	23.5	18.8	18.8	18.9	0	19.9
		75	0	22.5	22.4	22.4	0	23.5	18.7	18.8	18.8	0	19.9
	64QAM	1	0	22.6	22.6	22.7	0	23.5	18.9	18.8	18.9	0	19.9
		1	37	22.6	22.6	22.7	0	23.5	18.9	18.9	19.0	0	19.9
		1	74	22.6	22.4	22.6	0	23.5	18.8	18.8	18.9	0	19.9
		36	0	21.4	21.4	21.4	1	22.5	18.7	18.7	18.8	0	19.9
		36	20	21.5	21.5	21.4	1	22.5	18.7	18.8	18.8	0	19.9
		36	39	21.5	21.5	21.5	1	22.5	18.7	18.8	18.9	0	19.9
		75	0	21.4	21.4	21.4	1	22.5	18.7	18.7	18.8	0	19.9
	256QAM	1	0	19.4	19.4	19.5	3	20.5	18.8	18.9	18.9	0	19.9
		1	37	19.4	19.5	19.6	3	20.5	18.8	18.9	18.9	0	19.9
		1	74	19.4	19.4	19.5	3	20.5	18.8	18.8	18.9	0	19.9
		36	0	19.4	19.4	19.4	3	20.5	18.7	18.7	18.8	0	19.9
		36	20	19.5	19.5	19.5	3	20.5	18.7	18.8	18.8	0	19.9
		36	39	19.5	19.4	19.5	3	20.5	18.7	18.8	18.9	0	19.9
		75	0	19.4	19.4	19.4	3	20.5	18.7	18.7	18.8	0	19.9

This report shall not be reproduced without the written approval of UL Verification Services Inc.

LTE Band 25 Measured Results (ANT3) (continued)

BW (MHz)	Mode	RB Allocation	RB offset	Power Mode A (dBm)					Power Mode B (dBm)				
				26090	26365	26640	MPR	Tune-up Limit	26090	26365	26640	MPR	Tune-up Limit
				1855 MHz	1882.5 MHz	1910 MHz			1855 MHz	1882.5 MHz	1910 MHz		
10 MHz	QPSK	1	0	22.5	22.5	22.5	0	23.5	18.8	18.8	18.9	0	19.9
		1	25	22.6	22.5	22.6	0	23.5	18.8	18.8	18.9	0	19.9
		1	49	22.5	22.5	22.6	0	23.5	18.7	18.8	18.9	0	19.9
		25	0	22.6	22.5	22.6	0	23.5	18.9	18.8	18.9	0	19.9
		25	12	22.6	22.6	22.7	0	23.5	18.9	18.9	19.0	0	19.9
		25	25	22.6	22.6	22.7	0	23.5	18.8	18.9	19.0	0	19.9
		50	0	22.6	22.6	22.7	0	23.5	18.8	18.9	19.0	0	19.9
	16QAM	1	0	22.8	22.7	22.9	0	23.5	19.1	19.0	19.1	0	19.9
		1	25	22.8	22.7	22.8	0	23.5	19.1	19.1	19.1	0	19.9
		1	49	22.8	22.8	22.9	0	23.5	19.1	19.1	19.1	0	19.9
		25	0	22.6	22.5	22.6	0	23.5	18.9	18.9	19.0	0	19.9
		25	12	22.6	22.6	22.7	0	23.5	18.9	19.0	19.0	0	19.9
		25	25	22.6	22.6	22.7	0	23.5	18.9	18.9	19.0	0	19.9
		50	0	22.6	22.6	22.7	0	23.5	18.9	18.9	19.0	0	19.9
	64QAM	1	0	22.7	22.6	22.7	0	23.5	19.0	18.9	19.1	0	19.9
		1	25	22.7	22.7	22.7	0	23.5	19.1	19.0	19.1	0	19.9
		1	49	22.7	22.6	22.7	0	23.5	19.0	18.9	19.1	0	19.9
		25	0	21.6	21.5	21.6	1	22.5	18.9	18.8	18.9	0	19.9
		25	12	21.6	21.6	21.7	1	22.5	18.9	18.9	19.0	0	19.9
		25	25	21.6	21.5	21.7	1	22.5	18.9	18.8	18.9	0	19.9
		50	0	21.6	21.6	21.7	1	22.5	18.9	18.8	18.9	0	19.9
	256QAM	1	0	19.6	19.7	19.7	3	20.5	18.9	18.8	18.9	0	19.9
		1	25	19.7	19.8	19.8	3	20.5	19.0	18.9	19.0	0	19.9
		1	49	19.7	19.7	19.7	3	20.5	18.9	18.9	19.0	0	19.9
		25	0	19.6	19.5	19.6	3	20.5	18.9	18.8	18.9	0	19.9
		25	12	19.6	19.6	19.7	3	20.5	18.9	18.9	18.9	0	19.9
		25	25	19.6	19.6	19.7	3	20.5	18.9	18.8	18.9	0	19.9
		50	0	19.6	19.6	19.7	3	20.5	18.9	18.9	18.9	0	19.9

BW (MHz)	Mode	RB Allocation	RB offset	Power Mode A (dBm)					Power Mode B (dBm)				
				26065	26365	26665	MPR	Tune-up Limit	26065	26365	26665	MPR	Tune-up Limit
				1852.5 MHz	1882.5 MHz	1912.5 MHz			1852.5 MHz	1882.5 MHz	1912.5 MHz		
5 MHz	QPSK	1	0	22.6	22.6	22.6	0	23.5	18.8	18.8	18.9	0	19.9
		1	12	22.6	22.6	22.7	0	23.5	18.8	18.8	19.0	0	19.9
		1	24	22.6	22.6	22.6	0	23.5	18.9	18.8	18.9	0	19.9
		12	0	22.6	22.5	22.6	0	23.5	18.8	18.8	18.9	0	19.9
		12	7	22.6	22.6	22.6	0	23.5	18.9	18.9	18.9	0	19.9
		12	13	22.6	22.6	22.7	0	23.5	18.8	18.8	19.0	0	19.9
		25	0	22.6	22.6	22.6	0	23.5	18.9	18.9	18.9	0	19.9
	16QAM	1	0	22.7	22.9	22.7	0	23.5	19.1	19.1	18.7	0	19.9
		1	12	22.7	22.7	22.7	0	23.5	19.1	19.1	19.0	0	19.9
		1	24	22.7	22.9	22.7	0	23.5	19.1	19.1	18.7	0	19.9
		12	0	22.7	22.5	22.7	0	23.5	19.0	18.9	19.0	0	19.9
		12	7	22.7	22.6	22.7	0	23.5	19.0	19.0	19.0	0	19.9
		12	13	22.6	22.5	22.7	0	23.5	19.0	18.9	19.0	0	19.9
		25	0	22.6	22.6	22.7	0	23.5	18.9	18.9	18.9	0	19.9
	64QAM	1	0	22.7	22.7	22.7	0	23.5	19.0	19.0	19.0	0	19.9
		1	12	22.7	22.7	22.8	0	23.5	19.0	19.0	19.1	0	19.9
		1	24	22.7	22.6	22.7	0	23.5	19.0	19.0	19.0	0	19.9
		12	0	21.6	21.5	21.6	1	22.5	18.9	18.8	18.9	0	19.9
		12	7	21.6	21.6	21.6	1	22.5	18.9	18.9	18.9	0	19.9
		12	13	21.6	21.6	21.7	1	22.5	18.9	18.9	19.0	0	19.9
		25	0	21.6	21.5	21.6	1	22.5	18.9	18.8	18.9	0	19.9
	256QAM	1	0	19.7	19.6	19.7	3	20.5	18.9	18.9	19.0	0	19.9
		1	12	19.8	19.6	19.8	3	20.5	18.9	18.9	19.0	0	19.9
		1	24	19.8	19.7	19.8	3	20.5	18.9	19.0	19.0	0	19.9
		12	0	19.6	19.5	19.6	3	20.5	18.9	18.8	18.9	0	19.9
		12	7	19.6	19.6	19.7	3	20.5	18.9	18.9	18.9	0	19.9
		12	13	19.6	19.6	19.7	3	20.5	18.9	18.8	18.9	0	19.9
		25	0	19.6	19.6	19.6	3	20.5	18.9	18.8	18.9	0	19.9

This report shall not be reproduced without the written approval of UL Verification Services Inc.

LTE Band 25 Measured Results (ANT3) (continued)

BW (MHz)	Mode	RB Allocation	RB offset	Power Mode A (dBm)					Power Mode B (dBm)				
				26055	26365	26675	MPR	Tune-up Limit	26055	26365	26675	MPR	Tune-up Limit
				1851.5 MHz	1882.5 MHz	1913.5 MHz			1851.5 MHz	1882.5 MHz	1913.5 MHz		
3 MHz	QPSK	1	0	22.5	22.5	22.6	0	23.5	18.7	18.7	18.9	0	19.9
		1	8	22.5	22.6	22.7	0	23.5	18.8	18.8	19.0	0	19.9
		1	14	22.5	22.5	22.6	0	23.5	18.7	18.8	18.9	0	19.9
		8	0	22.5	22.5	22.6	0	23.5	18.8	18.7	18.9	0	19.9
		8	4	22.6	22.6	22.6	0	23.5	18.8	18.9	18.9	0	19.9
		8	7	22.6	22.6	22.6	0	23.5	18.8	18.9	18.9	0	19.9
		15	0	22.6	22.5	22.6	0	23.5	18.8	18.8	18.9	0	19.9
	16QAM	1	0	22.8	22.8	21.6	0	23.5	19.0	19.1	19.1	0	19.9
		1	8	22.8	22.8	21.6	0	23.5	19.1	19.1	18.6	0	19.9
		1	14	22.7	22.8	21.8	0	23.5	19.0	19.1	19.1	0	19.9
		8	0	22.6	22.5	22.7	0	23.5	18.9	18.8	19.0	0	19.9
		8	4	22.6	22.6	22.7	0	23.5	18.9	18.9	19.0	0	19.9
		8	7	22.6	22.6	22.7	0	23.5	18.9	18.9	19.0	0	19.9
		15	0	22.6	22.6	22.6	0	23.5	18.9	18.9	19.0	0	19.9
	64QAM	1	0	22.7	22.7	22.9	0	23.5	19.0	18.9	19.1	0	19.9
		1	8	22.8	22.8	22.3	0	23.5	19.0	19.0	19.1	0	19.9
		1	14	22.8	22.7	22.9	0	23.5	19.0	19.0	19.1	0	19.9
		8	0	21.5	21.5	21.6	1	22.5	18.9	18.8	18.9	0	19.9
		8	4	21.5	21.6	21.6	1	22.5	18.9	18.9	18.9	0	19.9
		8	7	21.6	21.6	21.6	1	22.5	18.9	18.9	18.9	0	19.9
		15	0	21.5	21.5	21.6	1	22.5	18.8	18.8	18.9	0	19.9
	256QAM	1	0	19.6	19.6	19.7	3	20.5	18.9	18.9	18.9	0	19.9
		1	8	19.8	19.7	19.9	3	20.5	19.0	19.1	19.0	0	19.9
		1	14	19.7	19.7	19.7	3	20.5	18.9	19.0	19.0	0	19.9
		8	0	19.6	19.5	19.6	3	20.5	18.9	18.8	18.9	0	19.9
		8	4	19.6	19.6	19.6	3	20.5	18.9	18.9	18.9	0	19.9
		8	7	19.6	19.6	19.6	3	20.5	18.9	18.9	18.9	0	19.9
		15	0	19.6	19.6	19.6	3	20.5	18.8	18.8	18.9	0	19.9

BW (MHz)	Mode	RB Allocation	RB offset	Power Mode A (dBm)					Power Mode B (dBm)				
				26047	26365	26683	MPR	Tune-up Limit	26047	26365	26683	MPR	Tune-up Limit
				1850.7 MHz	1882.5 MHz	1914.3 MHz			1850.7 MHz	1882.5 MHz	1914.3 MHz		
1.4 MHz	QPSK	1	0	22.5	22.5	22.6	0	23.5	18.8	18.8	18.9	0	19.9
		1	3	22.5	22.5	22.6	0	23.5	18.8	18.8	18.9	0	19.9
		1	5	22.5	22.5	22.6	0	23.5	18.7	18.8	18.9	0	19.9
		3	0	22.5	22.5	22.6	0	23.5	18.7	18.7	18.9	0	19.9
		3	1	22.5	22.5	22.6	0	23.5	18.7	18.7	18.9	0	19.9
		3	3	22.5	22.5	22.6	0	23.5	18.7	18.7	18.9	0	19.9
		6	0	22.5	22.5	22.6	0	23.5	18.7	18.8	18.9	0	19.9
	16QAM	1	0	22.8	22.9	21.8	0	23.5	19.1	19.1	18.7	0	19.9
		1	3	22.9	22.9	21.6	0	23.5	19.1	19.1	19.0	0	19.9
		1	5	22.8	22.8	21.7	0	23.5	19.1	19.1	19.1	0	19.9
		3	0	22.7	22.6	22.8	0	23.5	19.0	19.0	19.1	0	19.9
		3	1	22.6	22.7	22.8	0	23.5	18.9	19.0	19.1	0	19.9
		3	3	22.7	22.7	22.8	0	23.5	18.9	19.0	19.1	0	19.9
		6	0	22.5	22.6	22.7	0	23.5	18.8	18.9	19.0	0	19.9
	64QAM	1	0	22.7	22.6	22.8	0	23.5	19.0	19.0	19.1	0	19.9
		1	3	22.7	22.7	22.9	0	23.5	19.0	19.1	19.1	0	19.9
		1	5	22.6	22.7	22.7	0	23.5	19.0	19.1	19.1	0	19.9
		3	0	22.5	22.5	22.7	0	23.5	18.8	18.9	19.0	0	19.9
		3	1	22.5	22.5	22.7	0	23.5	18.8	18.8	18.9	0	19.9
		3	3	22.5	22.6	22.7	0	23.5	18.8	18.8	19.0	0	19.9
		6	0	21.5	21.4	21.6	1	22.5	18.8	18.8	18.9	0	19.9
	256QAM	1	0	19.6	19.6	19.8	3	20.5	18.9	18.9	19.0	0	19.9
		1	3	19.7	19.8	19.8	3	20.5	19.0	19.0	19.1	0	19.9
		1	5	19.6	19.7	19.8	3	20.5	18.9	18.9	19.0	0	19.9
		3	0	19.6	19.6	19.7	3	20.5	18.8	18.8	18.9	0	19.9
		3	1	19.6	19.6	19.7	3	20.5	18.8	18.8	18.9	0	19.9
		3	3	19.6	19.6	19.7	3	20.5	18.8	18.8	19.0	0	19.9
		6	0	19.6	19.5	19.6	3	20.5	18.8	18.6	18.8	0	19.9

This report shall not be reproduced without the written approval of UL Verification Services Inc.

LTE Band 25 Measured Results (ANT4)

BW (MHz)	Mode	RB Allocation	RB offset	Power Mode A (dBm)					Power Mode B (dBm)				
				26140	26365	26590	MPR	Tune-up Limit	26140	26365	26590	MPR	Tune-up Limit
				1860 MHz	1882.5 MHz	1905 MHz			1860 MHz	1882.5 MHz	1905 MHz		
20 MHz	QPSK	1	0	18.7	18.6	18.6	0.0	19.4	19.4	19.6	19.4	0.0	20.2
		1	49	18.8	18.8	18.7	0.0	19.4	19.5	19.6	19.4	0.0	20.2
		1	99	18.7	18.6	18.6	0.0	19.4	19.4	19.6	19.3	0.0	20.2
		50	0	18.5	18.5	18.6	0.0	19.4	19.4	19.5	19.2	0.0	20.2
		50	24	18.6	18.6	18.6	0.0	19.4	19.4	19.6	19.3	0.0	20.2
		50	50	18.4	18.5	18.5	0.0	19.4	19.3	19.4	19.2	0.0	20.2
		100	0	18.4	18.5	18.4	0.0	19.4	19.3	19.3	19.3	0.0	20.2
	16QAM	1	0	18.5	18.5	18.6	0.0	19.4	19.3	19.2	19.3	0.0	20.2
		1	49	18.5	18.5	18.5	0.0	19.4	19.4	19.3	19.2	0.0	20.2
		1	99	18.4	18.5	18.5	0.0	19.4	19.3	19.2	19.2	0.0	20.2
		50	0	18.3	18.1	18.2	0.0	19.4	19.1	19.0	19.0	0.0	20.2
		50	24	18.3	18.1	18.3	0.0	19.4	19.1	19.1	19.0	0.0	20.2
		50	50	18.2	18.2	18.3	0.0	19.4	19.1	19.1	19.1	0.0	20.2
		100	0	18.3	18.2	18.3	0.0	19.4	19.1	19.0	19.0	0.0	20.2
	64QAM	1	0	18.4	18.3	18.3	0.0	19.4	19.2	19.1	19.1	0.0	20.2
		1	49	18.5	18.4	18.4	0.0	19.4	19.2	19.2	19.3	0.0	20.2
		1	99	18.3	18.2	18.3	0.0	19.4	19.1	19.1	19.1	0.0	20.2
		50	0	18.3	18.1	18.2	0.0	19.4	19.0	19.0	19.0	0.0	20.2
		50	24	18.3	18.2	18.3	0.0	19.4	19.1	19.1	19.0	0.0	20.2
		50	50	18.2	18.2	18.2	0.0	19.4	19.1	19.1	19.0	0.0	20.2
		100	0	18.3	18.2	18.3	0.0	19.4	19.1	19.1	19.0	0.0	20.2
	256QAM	1	0	17.6	17.3	17.4	1.0	18.4	17.4	17.5	17.4	1.8	18.4
		1	49	17.4	17.2	17.4	1.0	18.4	17.4	17.5	17.4	1.8	18.4
		1	99	17.3	17.4	17.4	1.0	18.4	17.4	17.5	17.5	1.8	18.4
		50	0	17.3	17.1	17.2	1.0	18.4	17.2	17.2	17.2	1.8	18.4
		50	24	17.3	17.1	17.3	1.0	18.4	17.3	17.3	17.2	1.8	18.4
		50	50	17.2	17.2	17.2	1.0	18.4	17.2	17.3	17.2	1.8	18.4
		100	0	17.3	17.2	17.3	1.0	18.4	17.3	17.3	17.2	1.8	18.4

BW (MHz)	Mode	RB Allocation	RB offset	Power Mode A (dBm)					Power Mode B (dBm)				
				26115	26365	26615	MPR	Tune-up Limit	26115	26365	26615	MPR	Tune-up Limit
				1857.5 MHz	1882.5 MHz	1907.5 MHz			1857.5 MHz	1882.5 MHz	1907.5 MHz		
15 MHz	QPSK	1	0	18.3	18.1	18.1	0.0	19.4	19.0	19.0	18.9	0.0	20.2
		1	37	18.2	18.1	18.2	0.0	19.4	19.0	19.0	18.9	0.0	20.2
		1	74	18.1	18.0	18.1	0.0	19.4	19.0	19.0	18.9	0.0	20.2
		36	0	18.3	18.1	18.2	0.0	19.4	19.1	19.0	18.9	0.0	20.2
		36	20	18.3	18.1	18.2	0.0	19.4	19.1	19.1	18.9	0.0	20.2
		36	39	18.2	18.1	18.2	0.0	19.4	19.1	19.1	19.0	0.0	20.2
		75	0	18.2	18.1	18.2	0.0	19.4	19.1	19.1	18.9	0.0	20.2
	16QAM	1	0	18.6	18.4	18.5	0.0	19.4	19.3	19.2	19.1	0.0	20.2
		1	37	18.5	18.4	18.6	0.0	19.4	19.3	19.3	19.3	0.0	20.2
		1	74	18.4	18.3	18.5	0.0	19.4	19.3	19.3	19.1	0.0	20.2
		36	0	18.3	18.1	18.2	0.0	19.4	19.1	19.0	18.9	0.0	20.2
		36	20	18.3	18.1	18.2	0.0	19.4	19.1	19.1	19.0	0.0	20.2
		36	39	18.2	18.2	18.3	0.0	19.4	19.1	19.1	19.0	0.0	20.2
		75	0	18.3	18.2	18.2	0.0	19.4	19.1	19.1	18.9	0.0	20.2
	64QAM	1	0	18.5	18.3	18.3	0.0	19.4	19.2	19.1	19.2	0.0	20.2
		1	37	18.5	18.3	18.3	0.0	19.4	19.2	19.1	19.3	0.0	20.2
		1	74	18.4	18.3	18.2	0.0	19.4	19.2	19.1	19.2	0.0	20.2
		36	0	18.3	18.1	18.2	0.0	19.4	19.1	18.9	19.0	0.0	20.2
		36	20	18.3	18.1	18.2	0.0	19.4	19.1	19.0	19.0	0.0	20.2
		36	39	18.2	18.2	18.2	0.0	19.4	19.1	19.0	19.1	0.0	20.2
		75	0	18.3	18.1	18.2	0.0	19.4	19.1	19.0	19.0	0.0	20.2
	256QAM	1	0	17.4	17.2	17.3	1.0	18.4	17.2	17.3	17.3	1.8	18.4
		1	37	17.3	17.2	17.2	1.0	18.4	17.3	17.3	17.3	1.8	18.4
		1	74	17.2	17.2	17.2	1.0	18.4	17.2	17.3	17.4	1.8	18.4
		36	0	17.3	17.1	17.2	1.0	18.4	17.3	17.1	17.2	1.8	18.4
		36	20	17.3	17.1	17.2	1.0	18.4	17.3	17.2	17.2	1.8	18.4
		36	39	17.2	17.2	17.2	1.0	18.4	17.3	17.2	17.3	1.8	18.4
		75	0	17.3	17.2	17.2	1.0	18.4	17.3	17.2	17.2	1.8	18.4

This report shall not be reproduced without the written approval of UL Verification Services Inc.

LTE Band 25 Measured Results (ANT4) (continued)

BW (MHz)	Mode	RB Allocation	RB offset	Power Mode A (dBm)					Power Mode B (dBm)				
				26090	26365	26640	MPR	Tune-up Limit	26090	26365	26640	MPR	Tune-up Limit
				1855 MHz	1882.5 MHz	1910 MHz			1855 MHz	1882.5 MHz	1910 MHz		
10 MHz	QPSK	1	0	18.4	18.2	18.3	0.0	19.4	19.1	19.0	19.0	0.0	20.2
		1	25	18.3	18.2	18.3	0.0	19.4	19.1	19.1	19.1	0.0	20.2
		1	49	18.2	18.1	18.3	0.0	19.4	19.1	19.0	19.0	0.0	20.2
		25	0	18.4	18.2	18.3	0.0	19.4	19.2	19.1	19.1	0.0	20.2
		25	12	18.3	18.2	18.4	0.0	19.4	19.2	19.2	19.1	0.0	20.2
		25	25	18.3	18.3	18.4	0.0	19.4	19.2	19.1	19.1	0.0	20.2
		50	0	18.3	18.2	18.4	0.0	19.4	19.2	19.1	19.1	0.0	20.2
	16QAM	1	0	18.7	18.5	18.7	0.0	19.4	19.4	19.4	19.5	0.0	20.2
		1	25	18.6	18.5	18.6	0.0	19.4	19.4	19.3	19.5	0.0	20.2
		1	49	18.6	18.5	18.7	0.0	19.4	19.5	19.4	19.5	0.0	20.2
		25	0	18.4	18.2	18.3	0.0	19.4	19.2	19.1	19.1	0.0	20.2
		25	12	18.3	18.2	18.4	0.0	19.4	19.2	19.2	19.2	0.0	20.2
		25	25	18.3	18.3	18.3	0.0	19.4	19.2	19.2	19.2	0.0	20.2
		50	0	18.3	18.2	18.4	0.0	19.4	19.2	19.2	19.2	0.0	20.2
	64QAM	1	0	18.6	18.4	18.5	0.0	19.4	19.2	19.2	19.3	0.0	20.2
		1	25	18.6	18.4	18.5	0.0	19.4	19.3	19.3	19.3	0.0	20.2
		1	49	18.5	18.3	18.5	0.0	19.4	19.3	19.2	19.3	0.0	20.2
		25	0	18.4	18.2	18.3	0.0	19.4	19.2	19.1	19.1	0.0	20.2
		25	12	18.3	18.2	18.4	0.0	19.4	19.2	19.2	19.2	0.0	20.2
		25	25	18.3	18.2	18.3	0.0	19.4	19.2	19.2	19.2	0.0	20.2
		50	0	18.3	18.2	18.3	0.0	19.4	19.2	19.2	19.2	0.0	20.2
	256QAM	1	0	17.5	17.2	17.3	1.0	18.4	17.4	17.4	17.4	1.8	18.4
		1	25	17.5	17.2	17.4	1.0	18.4	17.5	17.5	17.5	1.8	18.4
		1	49	17.3	17.2	17.4	1.0	18.4	17.4	17.4	17.5	1.8	18.4
		25	0	17.4	17.2	17.3	1.0	18.4	17.4	17.3	17.4	1.8	18.4
		25	12	17.4	17.2	17.4	1.0	18.4	17.4	17.4	17.4	1.8	18.4
		25	25	17.3	17.2	17.3	1.0	18.4	17.4	17.4	17.4	1.8	18.4
		50	0	17.3	17.2	17.4	1.0	18.4	17.4	17.4	17.4	1.8	18.4

BW (MHz)	Mode	RB Allocation	RB offset	Power Mode A (dBm)					Power Mode B (dBm)				
				26065	26365	26665	MPR	Tune-up Limit	26065	26365	26665	MPR	Tune-up Limit
				1852.5 MHz	1882.5 MHz	1912.5 MHz			1852.5 MHz	1882.5 MHz	1912.5 MHz		
5 MHz	QPSK	1	0	18.4	18.2	18.3	0.0	19.4	19.1	19.0	19.0	0.0	20.2
		1	12	18.4	18.2	18.4	0.0	19.4	19.2	19.1	19.1	0.0	20.2
		1	24	18.4	18.2	18.3	0.0	19.4	19.2	19.1	19.1	0.0	20.2
		12	0	18.4	18.2	18.3	0.0	19.4	19.2	19.0	19.0	0.0	20.2
		12	7	18.4	18.2	18.3	0.0	19.4	19.2	19.1	19.0	0.0	20.2
		12	13	18.4	18.2	18.3	0.0	19.4	19.2	19.1	19.1	0.0	20.2
		25	0	18.4	18.1	18.3	0.0	19.4	19.2	19.1	19.0	0.0	20.2
	16QAM	1	0	18.8	18.6	18.6	0.0	19.4	19.5	19.4	19.4	0.0	20.2
		1	12	18.8	18.7	18.7	0.0	19.4	19.4	19.5	19.5	0.0	20.2
		1	24	18.8	18.6	18.6	0.0	19.4	19.5	19.5	19.4	0.0	20.2
		12	0	18.4	18.2	18.4	0.0	19.4	19.1	19.1	19.2	0.0	20.2
		12	7	18.4	18.2	18.4	0.0	19.4	19.2	19.2	19.2	0.0	20.2
		12	13	18.4	18.3	18.4	0.0	19.4	19.1	19.2	19.3	0.0	20.2
		25	0	18.4	18.2	18.3	0.0	19.4	19.2	19.1	19.1	0.0	20.2
	64QAM	1	0	18.5	18.3	18.4	0.0	19.4	19.4	19.3	19.2	0.0	20.2
		1	12	18.5	18.3	18.4	0.0	19.4	19.4	19.3	19.3	0.0	20.2
		1	24	18.5	18.3	18.4	0.0	19.4	19.4	19.3	19.3	0.0	20.2
		12	0	18.5	18.1	18.3	0.0	19.4	19.2	19.1	19.1	0.0	20.2
		12	7	18.4	18.2	18.3	0.0	19.4	19.2	19.2	19.1	0.0	20.2
		12	13	18.4	18.2	18.3	0.0	19.4	19.2	19.1	19.1	0.0	20.2
		25	0	18.4	18.1	18.3	0.0	19.4	19.2	19.1	19.1	0.0	20.2
	256QAM	1	0	17.5	17.2	17.5	1.0	18.4	17.5	17.4	17.4	1.8	18.4
		1	12	17.5	17.3	17.5	1.0	18.4	17.5	17.4	17.4	1.8	18.4
		1	24	17.5	17.3	17.5	1.0	18.4	17.5	17.5	17.4	1.8	18.4
		12	0	17.4	17.2	17.3	1.0	18.4	17.4	17.3	17.3	1.8	18.4
		12	7	17.4	17.1	17.3	1.0	18.4	17.5	17.4	17.3	1.8	18.4
		12	13	17.4	17.2	17.3	1.0	18.4	17.4	17.4	17.3	1.8	18.4
		25	0	17.4	17.1	17.3	1.0	18.4	17.4	17.4	17.3	1.8	18.4

This report shall not be reproduced without the written approval of UL Verification Services Inc.

LTE Band 25 Measured Results (ANT4) (continued)

BW (MHz)	Mode	RB Allocation	RB offset	Power Mode A (dBm)			MPR	Tune-up Limit	Power Mode B (dBm)			MPR	Tune-up Limit
				26055	26365	26675			26055	26365	26675		
				1851.5 MHz	1882.5 MHz	1913.5 MHz			1851.5 MHz	1882.5 MHz	1913.5 MHz		
3 MHz	QPSK	1	0	18.3	18.1	18.3	0.0	19.4	19.1	19.0	19.0	0.0	20.2
		1	8	18.4	18.2	18.3	0.0	19.4	19.2	19.0	19.1	0.0	20.2
		1	14	18.3	18.1	18.3	0.0	19.4	19.1	19.0	19.0	0.0	20.2
		8	0	18.4	18.1	18.2	0.0	19.4	19.2	19.1	19.1	0.0	20.2
		8	4	18.3	18.1	18.3	0.0	19.4	19.2	19.1	19.1	0.0	20.2
		8	7	18.3	18.1	18.3	0.0	19.4	19.2	19.1	19.1	0.0	20.2
		15	0	18.3	18.1	18.2	0.0	19.4	19.2	19.0	19.1	0.0	20.2
	16QAM	1	0	18.6	18.4	18.6	0.0	19.4	19.4	19.5	19.4	0.0	20.2
		1	8	18.7	18.5	18.6	0.0	19.4	19.4	19.5	19.4	0.0	20.2
		1	14	18.6	18.5	18.6	0.0	19.4	19.4	19.5	19.3	0.0	20.2
		8	0	18.4	18.2	18.3	0.0	19.4	19.3	19.2	19.1	0.0	20.2
		8	4	18.4	18.2	18.3	0.0	19.4	19.3	19.2	19.2	0.0	20.2
		8	7	18.3	18.2	18.3	0.0	19.4	19.3	19.2	19.2	0.0	20.2
		15	0	18.3	18.1	18.3	0.0	19.4	19.2	19.1	19.1	0.0	20.2
	64QAM	1	0	18.5	18.4	18.5	0.0	19.4	19.4	19.2	19.4	0.0	20.2
		1	8	18.6	18.4	18.6	0.0	19.4	19.4	19.2	19.4	0.0	20.2
		1	14	18.5	18.4	18.5	0.0	19.4	19.3	19.1	19.4	0.0	20.2
		8	0	18.4	18.1	18.3	0.0	19.4	19.2	19.1	19.2	0.0	20.2
		8	4	18.4	18.1	18.3	0.0	19.4	19.3	19.1	19.2	0.0	20.2
		8	7	18.3	18.1	18.3	0.0	19.4	19.2	19.1	19.2	0.0	20.2
		15	0	18.3	18.1	18.2	0.0	19.4	19.2	19.1	19.1	0.0	20.2
	256QAM	1	0	17.5	17.1	17.3	1.0	18.4	17.5	17.4	17.4	1.8	18.4
		1	8	17.7	17.3	17.4	1.0	18.4	17.6	17.5	17.5	1.8	18.4
		1	14	17.4	17.2	17.4	1.0	18.4	17.5	17.4	17.5	1.8	18.4
		8	0	17.4	17.1	17.2	1.0	18.4	17.4	17.3	17.4	1.8	18.4
		8	4	17.3	17.1	17.3	1.0	18.4	17.5	17.3	17.4	1.8	18.4
		8	7	17.3	17.2	17.3	1.0	18.4	17.5	17.4	17.4	1.8	18.4
		15	0	17.3	17.1	17.2	1.0	18.4	17.4	17.3	17.4	1.8	18.4

BW (MHz)	Mode	RB Allocation	RB offset	Power Mode A (dBm)			MPR	Tune-up Limit	Power Mode B (dBm)			MPR	Tune-up Limit
				26047	26365	26683			26047	26365	26683		
				1850.7 MHz	1882.5 MHz	1914.3 MHz			1850.7 MHz	1882.5 MHz	1914.3 MHz		
1.4 MHz	QPSK	1	0	18.3	18.1	18.3	0.0	19.4	19.2	19.1	19.1	0.0	20.2
		1	3	18.4	18.2	18.3	0.0	19.4	19.2	19.1	19.1	0.0	20.2
		1	5	18.3	18.2	18.3	0.0	19.4	19.1	19.1	19.1	0.0	20.2
		3	0	18.4	18.1	18.3	0.0	19.4	19.1	19.1	19.1	0.0	20.2
		3	1	18.3	18.1	18.3	0.0	19.4	19.1	19.1	19.1	0.0	20.2
		3	3	18.3	18.1	18.3	0.0	19.4	19.1	19.1	19.1	0.0	20.2
		6	0	18.4	18.1	18.3	0.0	19.4	19.1	19.1	19.0	0.0	20.2
	16QAM	1	0	18.5	18.5	18.5	0.0	19.4	19.5	19.4	19.5	0.0	20.2
		1	3	18.5	18.5	18.5	0.0	19.4	19.5	19.5	19.5	0.0	20.2
		1	5	18.5	18.5	18.5	0.0	19.4	19.4	19.4	19.4	0.0	20.2
		3	0	18.5	18.3	18.4	0.0	19.4	19.3	19.3	19.3	0.0	20.2
		3	1	18.5	18.3	18.4	0.0	19.4	19.3	19.3	19.3	0.0	20.2
		3	3	18.5	18.3	18.4	0.0	19.4	19.3	19.3	19.3	0.0	20.2
		6	0	18.4	18.2	18.3	0.0	19.4	19.2	19.1	19.2	0.0	20.2
	64QAM	1	0	18.5	18.3	18.5	0.0	19.4	19.3	19.3	19.4	0.0	20.2
		1	3	18.5	18.3	18.6	0.0	19.4	19.3	19.3	19.4	0.0	20.2
		1	5	18.6	18.3	18.5	0.0	19.4	19.3	19.2	19.3	0.0	20.2
		3	0	18.4	18.2	18.3	0.0	19.4	19.2	19.1	19.2	0.0	20.2
		3	1	18.4	18.2	18.3	0.0	19.4	19.2	19.1	19.2	0.0	20.2
		3	3	18.4	18.2	18.4	0.0	19.4	19.2	19.1	19.2	0.0	20.2
		6	0	18.3	18.0	18.3	0.0	19.4	19.1	19.1	19.1	0.0	20.2
	256QAM	1	0	17.5	17.2	17.4	1.0	18.4	17.5	17.3	17.4	1.8	18.4
		1	3	17.6	17.3	17.5	1.0	18.4	17.5	17.3	17.6	1.8	18.4
		1	5	17.6	17.3	17.4	1.0	18.4	17.5	17.4	17.5	1.8	18.4
		3	0	17.4	17.2	17.4	1.0	18.4	17.4	17.3	17.3	1.8	18.4
		3	1	17.4	17.2	17.4	1.0	18.4	17.4	17.3	17.4	1.8	18.4
		3	3	17.4	17.2	17.4	1.0	18.4	17.5	17.3	17.4	1.8	18.4
		6	0	17.3	17.1	17.3	1.0	18.4	17.4	17.3	17.2	1.8	18.4

This report shall not be reproduced without the written approval of UL Verification Services Inc.

LTE Band 26 Measured Results (ANT1)

BW (MHz)	Mode	RB Allocation	RB offset	Power Mode A (dBm)					Power Mode B (dBm)				
				26740	26865	26990	MPR	Tune-up Limit	26740	26865	26990	MPR	Tune-up Limit
				819 MHz	831.5 MHz	844 MHz			819 MHz	831.5 MHz	844 MHz		
10 MHz	QPSK	1	0	25.1	25.2	25.2	0	25.7	23.7	23.7	23.7	0	24.2
		1	25	25.1	25.3	25.2	0	25.7	23.7	23.9	23.7	0	24.2
		1	49	25.1	25.2	25.1	0	25.7	23.6	23.8	23.7	0	24.2
		25	0	24.1	24.2	24.2	1	24.7	23.6	23.7	23.7	0	24.2
		25	12	24.2	24.3	24.2	1	24.7	23.7	23.8	23.8	0	24.2
		25	25	24.2	24.3	24.2	1	24.7	23.7	23.8	23.8	0	24.2
		50	0	24.2	24.3	24.2	1	24.7	23.7	23.8	23.7	0	24.2
	16QAM	1	0	24.2	24.1	24.3	1	24.7	23.6	23.7	23.7	0	24.2
		1	25	24.1	24.1	24.2	1	24.7	23.5	23.6	23.6	0	24.2
		1	49	24.1	24.1	24.2	1	24.7	23.6	23.7	23.6	0	24.2
		25	0	23.1	23.2	23.2	2	23.7	23.1	23.2	23.2	0.5	23.7
		25	12	23.2	23.3	23.2	2	23.7	23.2	23.3	23.2	0.5	23.7
		25	25	23.2	23.3	23.3	2	23.7	23.2	23.3	23.3	0.5	23.7
		50	0	23.2	23.3	23.2	2	23.7	23.2	23.3	23.2	0.5	23.7
	64QAM	1	0	23.2	23.4	23.4	2	23.7	23.2	23.4	23.4	0.5	23.7
		1	25	23.3	23.4	23.4	2	23.7	23.3	23.4	23.4	0.5	23.7
		1	49	23.3	23.3	23.3	2	23.7	23.3	23.3	23.3	0.5	23.7
		25	0	22.1	22.2	22.2	3	22.7	22.1	22.2	22.2	1.5	22.7
		25	12	22.2	22.2	22.2	3	22.7	22.2	22.2	22.2	1.5	22.7
		25	25	22.2	22.2	22.3	3	22.7	22.2	22.2	22.3	1.5	22.7
		50	0	22.2	22.3	22.2	3	22.7	22.2	22.3	22.2	1.5	22.7
	256QAM	1	0	20.3	20.2	20.3	5	20.7	20.3	20.2	20.3	3.5	20.7
		1	25	20.3	20.3	20.4	5	20.7	20.3	20.3	20.4	3.5	20.7
		1	49	20.3	20.3	20.3	5	20.7	20.3	20.3	20.3	3.5	20.7
		25	0	20.1	20.2	20.2	5	20.7	20.1	20.2	20.2	3.5	20.7
		25	12	20.2	20.3	20.2	5	20.7	20.2	20.3	20.2	3.5	20.7
		25	25	20.2	20.2	20.2	5	20.7	20.2	20.2	20.2	3.5	20.7
		50	0	20.2	20.3	20.2	5	20.7	20.2	20.3	20.2	3.5	20.7

BW (MHz)	Mode	RB Allocation	RB offset	Power Mode A (dBm)					Power Mode B (dBm)				
				26715	26865	27015	MPR	Tune-up Limit	26715	26865	27015	MPR	Tune-up Limit
				816.5 MHz	831.5 MHz	846.5 MHz			816.5 MHz	831.5 MHz	846.5 MHz		
5 MHz	QPSK	1	0	25.1	25.2	25.2	0	25.7	23.7	23.8	23.7	0	24.2
		1	12	25.2	25.2	25.3	0	25.7	23.8	23.9	23.8	0	24.2
		1	24	25.1	25.2	25.1	0	25.7	23.7	23.8	23.7	0	24.2
		12	0	24.0	24.2	24.1	1	24.7	23.6	23.7	23.7	0	24.2
		12	7	24.1	24.3	24.2	1	24.7	23.7	23.8	23.7	0	24.2
		12	13	24.1	24.2	24.2	1	24.7	23.7	23.7	23.7	0	24.2
		25	0	24.1	24.2	24.1	1	24.7	23.7	23.8	23.6	0	24.2
	16QAM	1	0	24.1	24.2	24.1	1	24.7	23.7	23.7	23.6	0	24.2
		1	12	24.1	24.3	24.2	1	24.7	23.7	23.8	23.8	0	24.2
		1	24	24.1	24.2	24.1	1	24.7	23.6	23.7	23.6	0	24.2
		12	0	23.2	23.2	23.2	2	23.7	23.2	23.2	23.2	0.5	23.7
		12	7	23.3	23.3	23.3	2	23.7	23.3	23.3	23.3	0.5	23.7
		12	13	23.3	23.3	23.3	2	23.7	23.3	23.3	23.3	0.5	23.7
		25	0	23.2	23.3	23.2	2	23.7	23.2	23.3	23.2	0.5	23.7
	64QAM	1	0	23.3	23.4	23.2	2	23.7	23.3	23.4	23.2	0.5	23.7
		1	12	23.4	23.4	23.3	2	23.7	23.4	23.4	23.3	0.5	23.7
		1	24	23.4	23.4	23.2	2	23.7	23.4	23.4	23.2	0.5	23.7
		12	0	22.1	22.2	22.2	3	22.7	22.1	22.2	22.2	1.5	22.7
		12	7	22.3	22.3	22.3	3	22.7	22.3	22.3	22.3	1.5	22.7
		12	13	22.2	22.2	22.2	3	22.7	22.2	22.2	22.2	1.5	22.7
		25	0	22.2	22.2	22.1	3	22.7	22.2	22.2	22.1	1.5	22.7
	256QAM	1	0	20.2	20.2	20.4	5	20.7	20.2	20.2	20.4	3.5	20.7
		1	12	20.4	20.3	20.4	5	20.7	20.4	20.3	20.4	3.5	20.7
		1	24	20.3	20.2	20.4	5	20.7	20.3	20.2	20.4	3.5	20.7
		12	0	20.2	20.2	20.2	5	20.7	20.2	20.2	20.2	3.5	20.7
		12	7	20.3	20.3	20.3	5	20.7	20.3	20.3	20.3	3.5	20.7
		12	13	20.2	20.2	20.2	5	20.7	20.2	20.2	20.2	3.5	20.7
		25	0	20.2	20.2	20.1	5	20.7	20.2	20.2	20.1	3.5	20.7

This report shall not be reproduced without the written approval of UL Verification Services Inc.

LTE Band 26 Measured Results (ANT1) (continued)

BW (MHz)	Mode	RB Allocation	RB offset	Power Mode A (dBm)					Power Mode B (dBm)				
				26705	26865	27025	MPR	Tune-up Limit	26705	26865	27025	MPR	Tune-up Limit
				815.5 MHz	831.5 MHz	847.5 MHz			815.5 MHz	831.5 MHz	847.5 MHz		
3 MHz	QPSK	1	0	25.0	25.2	25.1	0	25.7	23.6	23.7	23.6	0	24.2
		1	8	25.1	25.3	25.2	0	25.7	23.7	23.8	23.7	0	24.2
		1	14	25.0	25.2	25.1	0	25.7	23.6	23.7	23.6	0	24.2
		8	0	24.0	24.2	24.2	1	24.7	23.6	23.7	23.7	0	24.2
		8	4	24.1	24.3	24.2	1	24.7	23.7	23.8	23.7	0	24.2
		8	7	24.1	24.3	24.2	1	24.7	23.7	23.8	23.7	0	24.2
		15	0	24.1	24.3	24.2	1	24.7	23.7	23.8	23.7	0	24.2
	16QAM	1	0	24.0	24.1	24.1	1	24.7	23.6	23.6	23.6	0	24.2
		1	8	24.2	24.3	24.1	1	24.7	23.7	23.7	23.6	0	24.2
		1	14	24.0	24.1	24.0	1	24.7	23.6	23.7	23.6	0	24.2
		8	0	23.1	23.3	23.2	2	23.7	23.1	23.3	23.2	0.5	23.7
		8	4	23.2	23.4	23.3	2	23.7	23.2	23.4	23.3	0.5	23.7
		8	7	23.2	23.4	23.3	2	23.7	23.2	23.4	23.3	0.5	23.7
		15	0	23.2	23.3	23.2	2	23.7	23.2	23.3	23.2	0.5	23.7
	64QAM	1	0	23.3	23.4	23.3	2	23.7	23.3	23.4	23.3	0.5	23.7
		1	8	23.3	23.5	23.4	2	23.7	23.3	23.5	23.4	0.5	23.7
		1	14	23.2	23.5	23.3	2	23.7	23.2	23.5	23.3	0.5	23.7
		8	0	22.1	22.2	22.2	3	22.7	22.1	22.2	22.2	1.5	22.7
		8	4	22.3	22.3	22.3	3	22.7	22.3	22.3	22.3	1.5	22.7
		8	7	22.2	22.3	22.3	3	22.7	22.2	22.3	22.3	1.5	22.7
		15	0	22.2	22.3	22.2	3	22.7	22.2	22.3	22.2	1.5	22.7
	256QAM	1	0	20.2	20.2	20.4	5	20.7	20.2	20.2	20.4	3.5	20.7
		1	8	20.3	20.4	20.4	5	20.7	20.3	20.4	20.4	3.5	20.7
		1	14	20.2	20.3	20.3	5	20.7	20.2	20.3	20.3	3.5	20.7
		8	0	20.1	20.2	20.2	5	20.7	20.1	20.2	20.2	3.5	20.7
		8	4	20.2	20.3	20.2	5	20.7	20.2	20.3	20.2	3.5	20.7
		8	7	20.2	20.3	20.2	5	20.7	20.2	20.3	20.2	3.5	20.7
		15	0	20.2	20.2	20.2	5	20.7	20.2	20.2	20.2	3.5	20.7

BW (MHz)	Mode	RB Allocation	RB offset	Power Mode A (dBm)					Power Mode B (dBm)				
				26697	26865	27033	MPR	Tune-up Limit	26697	26865	27033	MPR	Tune-up Limit
				814.7 MHz	831.5 MHz	848.3 MHz			814.7 MHz	831.5 MHz	848.3 MHz		
1.4 MHz	QPSK	1	0	25.1	25.2	25.2	0	25.7	23.6	23.7	23.7	0	24.2
		1	3	25.1	25.3	25.3	0	25.7	23.6	23.8	23.7	0	24.2
		1	5	25.1	25.3	25.2	0	25.7	23.6	23.8	23.7	0	24.2
		3	0	25.1	25.3	25.3	0	25.7	23.6	23.8	23.7	0	24.2
		3	1	25.1	25.3	25.3	0	25.7	23.6	23.7	23.7	0	24.2
		3	3	25.1	25.3	25.3	0	25.7	23.6	23.7	23.8	0	24.2
		6	0	24.1	24.3	24.2	1	24.7	23.6	23.7	23.7	0	24.2
	16QAM	1	0	24.4	24.5	24.6	1	24.7	23.5	23.5	23.7	0	24.2
		1	3	24.4	24.6	24.6	1	24.7	23.5	23.7	23.7	0	24.2
		1	5	24.4	24.6	24.5	1	24.7	23.5	23.6	23.7	0	24.2
		3	0	24.3	24.5	24.4	1	24.7	23.5	23.7	23.7	0	24.2
		3	1	24.3	24.4	24.4	1	24.7	23.5	23.8	23.7	0	24.2
		3	3	24.2	24.5	24.4	1	24.7	23.6	23.7	23.7	0	24.2
		6	0	23.2	23.4	23.3	2	23.7	23.2	23.4	23.3	0.5	23.7
	64QAM	1	0	23.2	23.3	23.4	2	23.7	23.2	23.3	23.4	0.5	23.7
		1	3	23.3	23.4	23.4	2	23.7	23.3	23.4	23.4	0.5	23.7
		1	5	23.2	23.4	23.4	2	23.7	23.2	23.4	23.4	0.5	23.7
		3	0	23.3	23.4	23.3	2	23.7	23.3	23.4	23.3	0.5	23.7
		3	1	23.3	23.4	23.3	2	23.7	23.3	23.4	23.3	0.5	23.7
		3	3	23.2	23.4	23.3	2	23.7	23.2	23.4	23.3	0.5	23.7
		6	0	22.2	22.2	22.2	3	22.7	22.2	22.2	22.2	1.5	22.7
	256QAM	1	0	20.3	20.3	20.3	5	20.7	20.3	20.3	20.3	3.5	20.7
		1	3	20.4	20.4	20.3	5	20.7	20.4	20.4	20.3	3.5	20.7
		1	5	20.3	20.4	20.2	5	20.7	20.3	20.4	20.2	3.5	20.7
		3	0	20.2	20.3	20.3	5	20.7	20.2	20.3	20.3	3.5	20.7
		3	1	20.2	20.3	20.3	5	20.7	20.2	20.3	20.3	3.5	20.7
		3	3	20.2	20.3	20.3	5	20.7	20.2	20.3	20.3	3.5	20.7
		6	0	20.2	20.3	20.2	5	20.7	20.2	20.3	20.2	3.5	20.7

This report shall not be reproduced without the written approval of UL Verification Services Inc.

LTE Band 26 Measured Results (ANT2)

BW (MHz)	Mode	RB Allocation	RB offset	Power Mode A (dBm)					Power Mode B (dBm)				
				26740	26865	26990	MPR	Tune-up Limit	26740	26865	26990	MPR	Tune-up Limit
				819 MHz	831.5 MHz	844 MHz			819 MHz	831.5 MHz	844 MHz		
10 MHz	QPSK	1	0	22.0	22.3	22.2	0.0	23.0	23.5	23.6	23.5	0.0	24.5
		1	25	22.3	22.4	22.2	0.0	23.0	23.6	23.8	23.6	0.0	24.5
		1	49	22.0	22.3	22.2	0.0	23.0	23.5	23.6	23.5	0.0	24.5
		25	0	22.1	22.2	22.0	0.0	23.0	22.8	22.9	22.8	0.8	23.7
		25	12	22.4	22.4	22.1	0.0	23.0	22.9	23.0	22.9	0.8	23.7
		25	25	22.0	22.2	22.1	0.0	23.0	22.8	22.9	22.8	0.8	23.7
		50	0	22.1	22.1	21.9	0.0	23.0	22.9	23.0	22.8	0.8	23.7
	16QAM	1	0	22.3	22.5	22.4	0.0	23.0	22.9	23.1	22.9	0.8	23.7
		1	25	22.2	22.4	22.3	0.0	23.0	22.8	23.0	22.8	0.8	23.7
		1	49	22.3	22.4	22.3	0.0	23.0	22.9	23.0	22.8	0.8	23.7
		25	0	21.7	21.8	21.7	0.3	22.7	21.7	21.8	21.7	1.8	22.7
		25	12	21.7	21.9	21.7	0.3	22.7	21.7	21.9	21.7	1.8	22.7
		25	25	21.8	21.8	21.7	0.3	22.7	21.8	21.8	21.7	1.8	22.7
		50	0	21.7	21.7	21.7	0.3	22.7	21.7	21.7	21.7	1.8	22.7
	64QAM	1	0	21.8	21.9	21.9	0.3	22.7	21.8	21.9	21.9	1.8	22.7
		1	25	21.8	21.9	21.9	0.3	22.7	21.8	21.9	21.9	1.8	22.7
		1	49	21.8	21.9	21.7	0.3	22.7	21.8	21.9	21.7	1.8	22.7
		25	0	20.6	20.7	20.7	1.3	21.7	20.6	20.7	20.7	2.8	21.7
		25	12	20.7	20.8	20.7	1.3	21.7	20.7	20.8	20.7	2.8	21.7
		25	25	20.7	20.8	20.7	1.3	21.7	20.7	20.8	20.7	2.8	21.7
		50	0	20.7	20.7	20.7	1.3	21.7	20.7	20.7	20.7	2.8	21.7
	256QAM	1	0	18.7	18.8	18.8	3.3	19.7	18.7	18.8	18.8	4.8	19.7
		1	25	18.8	18.9	18.8	3.3	19.7	18.8	18.9	18.8	4.8	19.7
		1	49	18.8	18.8	18.8	3.3	19.7	18.8	18.8	18.8	4.8	19.7
		25	0	18.6	18.7	18.7	3.3	19.7	18.6	18.7	18.7	4.8	19.7
		25	12	18.7	18.8	18.6	3.3	19.7	18.7	18.8	18.6	4.8	19.7
		25	25	18.7	18.8	18.7	3.3	19.7	18.7	18.8	18.7	4.8	19.7
		50	0	18.7	18.7	18.6	3.3	19.7	18.7	18.7	18.6	4.8	19.7

BW (MHz)	Mode	RB Allocation	RB offset	Power Mode A (dBm)					Power Mode B (dBm)				
				26715	26865	27015	MPR	Tune-up Limit	26715	26865	27015	MPR	Tune-up Limit
				816.5 MHz	831.5 MHz	846.5 MHz			816.5 MHz	831.5 MHz	846.5 MHz		
5 MHz	QPSK	1	0	21.9	22.0	21.9	0.0	23.0	23.1	23.2	23.1	0.0	24.5
		1	12	22.1	22.1	22.1	0.0	23.0	23.2	23.3	23.2	0.0	24.5
		1	24	21.9	22.0	21.9	0.0	23.0	23.1	23.2	23.1	0.0	24.5
		12	0	21.9	22.0	21.9	0.0	23.0	22.5	22.6	22.5	0.8	23.7
		12	7	22.0	22.1	22.0	0.0	23.0	22.6	22.7	22.6	0.8	23.7
		12	13	22.0	22.1	22.0	0.0	23.0	22.6	22.7	22.6	0.8	23.7
		25	0	22.0	22.1	21.9	0.0	23.0	22.6	22.7	22.5	0.8	23.7
	16QAM	1	0	22.3	22.4	22.3	0.0	23.0	22.9	23.0	22.9	0.8	23.7
		1	12	22.4	22.5	22.4	0.0	23.0	23.0	23.2	23.1	0.8	23.7
		1	24	22.3	22.4	22.2	0.0	23.0	22.9	23.0	22.9	0.8	23.7
		12	0	21.7	21.9	21.7	0.3	22.7	21.7	21.9	21.7	1.8	22.7
		12	7	21.8	22.0	21.8	0.3	22.7	21.8	22.0	21.8	1.8	22.7
		12	13	21.7	21.9	21.8	0.3	22.7	21.7	21.9	21.8	1.8	22.7
		25	0	21.7	21.8	21.6	0.3	22.7	21.7	21.8	21.6	1.8	22.7
	64QAM	1	0	22.0	21.8	21.9	0.3	22.7	22.0	21.8	21.9	1.8	22.7
		1	12	22.0	21.9	21.9	0.3	22.7	22.0	21.9	21.9	1.8	22.7
		1	24	22.0	21.8	21.8	0.3	22.7	22.0	21.8	21.8	1.8	22.7
		12	0	20.7	20.7	20.7	1.3	21.7	20.7	20.7	20.7	2.8	21.7
		12	7	20.8	20.8	20.8	1.3	21.7	20.8	20.8	20.8	2.8	21.7
		12	13	20.7	20.8	20.7	1.3	21.7	20.7	20.8	20.7	2.8	21.7
		25	0	20.8	20.8	20.6	1.3	21.7	20.8	20.8	20.6	2.8	21.7
	256QAM	1	0	18.9	18.8	18.7	3.3	19.7	18.9	18.8	18.7	4.8	19.7
		1	12	19.0	19.0	18.8	3.3	19.7	19.0	19.0	18.8	4.8	19.7
		1	24	18.9	18.9	18.8	3.3	19.7	18.9	18.9	18.8	4.8	19.7
		12	0	18.7	18.7	18.6	3.3	19.7	18.7	18.7	18.6	4.8	19.7
		12	7	18.8	18.8	18.7	3.3	19.7	18.8	18.8	18.7	4.8	19.7
		12	13	18.7	18.7	18.7	3.3	19.7	18.7	18.7	18.7	4.8	19.7
		25	0	18.7	18.7	18.6	3.3	19.7	18.7	18.7	18.6	4.8	19.7

This report shall not be reproduced without the written approval of UL Verification Services Inc.

LTE Band 26 Measured Results (ANT2) (continued)

BW (MHz)	Mode	RB Allocation	RB offset	Power Mode A (dBm)					Power Mode B (dBm)				
				26705	26865	27025	MPR	Tune-up Limit	26705	26865	27025	MPR	Tune-up Limit
				815.5 MHz	831.5 MHz	847.5 MHz			815.5 MHz	831.5 MHz	847.5 MHz		
3 MHz	QPSK	1	0	21.8	22.0	21.9	0.0	23.0	23.1	23.2	23.1	0.0	24.5
		1	8	21.9	22.1	22.0	0.0	23.0	23.2	23.3	23.2	0.0	24.5
		1	14	21.8	21.9	21.8	0.0	23.0	23.1	23.2	23.0	0.0	24.5
		8	0	21.9	22.0	22.0	0.0	23.0	22.5	22.6	22.6	0.8	23.7
		8	4	22.0	22.1	22.0	0.0	23.0	22.6	22.7	22.6	0.8	23.7
		8	7	22.0	22.1	22.0	0.0	23.0	22.6	22.7	22.6	0.8	23.7
		15	0	21.9	22.0	22.0	0.0	23.0	22.6	22.6	22.6	0.8	23.7
	16QAM	1	0	22.2	22.3	22.2	0.0	23.0	22.8	22.9	22.8	0.8	23.7
		1	8	22.3	22.4	22.3	0.0	23.0	22.9	23.0	22.9	0.8	23.7
		1	14	22.1	22.3	22.1	0.0	23.0	22.8	22.9	22.8	0.8	23.7
		8	0	21.6	21.8	21.8	0.3	22.7	21.6	21.8	21.8	1.8	22.7
		8	4	21.8	21.9	21.8	0.3	22.7	21.8	21.9	21.8	1.8	22.7
		8	7	21.8	21.9	21.8	0.3	22.7	21.8	21.9	21.8	1.8	22.7
		15	0	21.7	21.8	21.7	0.3	22.7	21.7	21.8	21.7	1.8	22.7
	64QAM	1	0	21.8	21.8	21.8	0.3	22.7	21.8	21.8	21.8	1.8	22.7
		1	8	22.0	22.0	21.8	0.3	22.7	22.0	22.0	21.8	1.8	22.7
		1	14	21.9	21.9	21.8	0.3	22.7	21.9	21.9	21.8	1.8	22.7
		8	0	20.6	20.7	20.7	1.3	21.7	20.6	20.7	20.7	2.8	21.7
		8	4	20.7	20.8	20.7	1.3	21.7	20.7	20.8	20.7	2.8	21.7
		8	7	20.7	20.8	20.7	1.3	21.7	20.7	20.8	20.7	2.8	21.7
		15	0	20.7	20.8	20.7	1.3	21.7	20.7	20.8	20.7	2.8	21.7
	256QAM	1	0	18.7	18.8	18.8	3.3	19.7	18.7	18.8	18.8	4.8	19.7
		1	8	18.8	19.0	18.8	3.3	19.7	18.8	19.0	18.8	4.8	19.7
		1	14	18.7	18.9	18.7	3.3	19.7	18.7	18.9	18.7	4.8	19.7
		8	0	18.6	18.7	18.7	3.3	19.7	18.6	18.7	18.7	4.8	19.7
		8	4	18.7	18.8	18.7	3.3	19.7	18.7	18.8	18.7	4.8	19.7
		8	7	18.7	18.8	18.7	3.3	19.7	18.7	18.8	18.7	4.8	19.7
		15	0	18.7	18.8	18.7	3.3	19.7	18.7	18.8	18.7	4.8	19.7

BW (MHz)	Mode	RB Allocation	RB offset	Power Mode A (dBm)					Power Mode B (dBm)				
				26697	26865	27033	MPR	Tune-up Limit	26697	26865	27033	MPR	Tune-up Limit
				814.7 MHz	831.5 MHz	848.3 MHz			814.7 MHz	831.5 MHz	848.3 MHz		
1.4 MHz	QPSK	1	0	21.9	22.0	21.9	0.0	23.0	23.1	23.1	23.1	0.0	24.5
		1	3	21.9	22.1	21.9	0.0	23.0	23.2	23.2	23.1	0.0	24.5
		1	5	21.8	22.0	21.9	0.0	23.0	23.2	23.2	23.1	0.0	24.5
		3	0	21.9	22.0	21.9	0.0	23.0	23.1	23.2	23.1	0.0	24.5
		3	1	21.9	22.0	21.9	0.0	23.0	23.2	23.2	23.1	0.0	24.5
		3	3	21.9	22.0	21.9	0.0	23.0	23.1	23.2	23.1	0.0	24.5
		6	0	21.9	22.0	21.9	0.0	23.0	22.5	22.6	22.5	0.8	23.7
	16QAM	1	0	22.0	22.3	22.2	0.0	23.0	22.9	22.8	22.8	0.8	23.7
		1	3	22.1	22.4	22.2	0.0	23.0	22.9	22.8	22.9	0.8	23.7
		1	5	22.0	22.3	22.2	0.0	23.0	22.9	22.8	22.8	0.8	23.7
		3	0	22.1	22.2	22.0	0.0	23.0	22.8	22.8	22.7	0.8	23.7
		3	1	22.0	22.2	22.1	0.0	23.0	22.7	22.7	22.7	0.8	23.7
		3	3	22.0	22.2	22.1	0.0	23.0	22.7	22.7	22.7	0.8	23.7
		6	0	21.7	21.8	21.7	0.3	22.7	21.7	21.8	21.7	1.8	22.7
	64QAM	1	0	21.6	21.8	21.7	0.3	22.7	21.6	21.8	21.7	1.8	22.7
		1	3	21.7	21.8	21.8	0.3	22.7	21.7	21.8	21.8	1.8	22.7
		1	5	21.6	21.8	21.7	0.3	22.7	21.6	21.8	21.7	1.8	22.7
		3	0	21.8	21.8	21.7	0.3	22.7	21.8	21.8	21.7	1.8	22.7
		3	1	21.8	21.8	21.7	0.3	22.7	21.8	21.8	21.7	1.8	22.7
		3	3	21.8	21.8	21.7	0.3	22.7	21.8	21.8	21.7	1.8	22.7
		6	0	20.7	20.7	20.7	1.3	21.7	20.7	20.7	20.7	2.8	21.7
	256QAM	1	0	18.8	18.7	18.6	3.3	19.7	18.8	18.7	18.6	4.8	19.7
		1	3	18.8	18.8	18.7	3.3	19.7	18.8	18.8	18.7	4.8	19.7
		1	5	18.8	18.7	18.7	3.3	19.7	18.8	18.7	18.7	4.8	19.7
		3	0	18.7	18.7	18.6	3.3	19.7	18.7	18.7	18.6	4.8	19.7
		3	1	18.8	18.7	18.6	3.3	19.7	18.8	18.7	18.6	4.8	19.7
		3	3	18.8	18.7	18.6	3.3	19.7	18.8	18.7	18.6	4.8	19.7
		6	0	18.7	18.6	18.6	3.3	19.7	18.7	18.6	18.6	4.8	19.7

This report shall not be reproduced without the written approval of UL Verification Services Inc.

LTE Band 30 Measured Results (ANT1)

BW (MHz)	Mode	RB Allocation	RB offset	Power Mode A (dBm)				Power Mode B (dBm)			
				[redacted]	27710 2310 MHz	[redacted]	MPR	Tune-up Limit	[redacted]	27710 2310 MHz	[redacted]	MPR	Tune-up Limit
10 MHz	QPSK	1	0	[redacted]	25.2	[redacted]	0	25.2	[redacted]	19.4	[redacted]	0	20
		1	25	[redacted]	25.2	[redacted]	0	25.2	[redacted]	19.4	[redacted]	0	20
		1	49	[redacted]	25.2	[redacted]	0	25.2	[redacted]	19.4	[redacted]	0	20
		25	0	[redacted]	24.2	[redacted]	0.5	24.7	[redacted]	19.4	[redacted]	0	20
		25	12	[redacted]	24.3	[redacted]	0.5	24.7	[redacted]	19.4	[redacted]	0	20
		25	25	[redacted]	24.2	[redacted]	0.5	24.7	[redacted]	19.4	[redacted]	0	20
		50	0	[redacted]	24.3	[redacted]	0.5	24.7	[redacted]	19.4	[redacted]	0	20
	16QAM	1	0	[redacted]	24.2	[redacted]	0.5	24.7	[redacted]	19.3	[redacted]	0	20
		1	25	[redacted]	24.2	[redacted]	0.5	24.7	[redacted]	19.2	[redacted]	0	20
		1	49	[redacted]	24.3	[redacted]	0.5	24.7	[redacted]	19.3	[redacted]	0	20
		25	0	[redacted]	23.2	[redacted]	1.5	23.7	[redacted]	19.2	[redacted]	0	20
		25	12	[redacted]	23.2	[redacted]	1.5	23.7	[redacted]	19.2	[redacted]	0	20
		25	25	[redacted]	23.2	[redacted]	1.5	23.7	[redacted]	19.2	[redacted]	0	20
		50	0	[redacted]	23.2	[redacted]	1.5	23.7	[redacted]	19.1	[redacted]	0	20
	64QAM	1	0	[redacted]	23.3	[redacted]	1.5	23.7	[redacted]	19.3	[redacted]	0	20
		1	25	[redacted]	23.3	[redacted]	1.5	23.7	[redacted]	19.4	[redacted]	0	20
		1	49	[redacted]	23.3	[redacted]	1.5	23.7	[redacted]	19.3	[redacted]	0	20
		25	0	[redacted]	22.1	[redacted]	2.5	22.7	[redacted]	19.2	[redacted]	0	20
		25	12	[redacted]	22.2	[redacted]	2.5	22.7	[redacted]	19.2	[redacted]	0	20
		25	25	[redacted]	22.2	[redacted]	2.5	22.7	[redacted]	19.2	[redacted]	0	20
		50	0	[redacted]	22.1	[redacted]	2.5	22.7	[redacted]	19.2	[redacted]	0	20
	256QAM	1	0	[redacted]	20.2	[redacted]	4.5	20.7	[redacted]	19.3	[redacted]	0	20
		1	25	[redacted]	20.3	[redacted]	4.5	20.7	[redacted]	19.4	[redacted]	0	20
		1	49	[redacted]	20.3	[redacted]	4.5	20.7	[redacted]	19.2	[redacted]	0	20
		25	0	[redacted]	20.1	[redacted]	4.5	20.7	[redacted]	19.2	[redacted]	0	20
		25	12	[redacted]	20.2	[redacted]	4.5	20.7	[redacted]	19.2	[redacted]	0	20
		25	25	[redacted]	20.2	[redacted]	4.5	20.7	[redacted]	19.2	[redacted]	0	20
		50	0	[redacted]	20.2	[redacted]	4.5	20.7	[redacted]	19.2	[redacted]	0	20

BW (MHz)	Mode	RB Allocation	RB offset	Power Mode A (dBm)				Power Mode B (dBm)			
				[redacted]	27710 2310 MHz	[redacted]	MPR	Tune-up Limit	[redacted]	27710 2310 MHz	[redacted]	MPR	Tune-up Limit
5 MHz	QPSK	1	0	[redacted]	24.1	[redacted]	0	25.2	[redacted]	19.2	[redacted]	0	20
		1	12	[redacted]	25.2	[redacted]	0	25.2	[redacted]	19.3	[redacted]	0	20
		1	24	[redacted]	25.1	[redacted]	0	25.2	[redacted]	19.2	[redacted]	0	20
		12	0	[redacted]	24.2	[redacted]	0.5	24.7	[redacted]	19.1	[redacted]	0	20
		12	7	[redacted]	24.2	[redacted]	0.5	24.7	[redacted]	19.2	[redacted]	0	20
		12	13	[redacted]	24.2	[redacted]	0.5	24.7	[redacted]	19.2	[redacted]	0	20
		25	0	[redacted]	24.1	[redacted]	0.5	24.7	[redacted]	19.2	[redacted]	0	20
	16QAM	1	0	[redacted]	24.1	[redacted]	0.5	24.7	[redacted]	19.1	[redacted]	0	20
		1	12	[redacted]	24.1	[redacted]	0.5	24.7	[redacted]	19.2	[redacted]	0	20
		1	24	[redacted]	24.1	[redacted]	0.5	24.7	[redacted]	19.1	[redacted]	0	20
		12	0	[redacted]	23.1	[redacted]	1.5	23.7	[redacted]	19.3	[redacted]	0	20
		12	7	[redacted]	23.2	[redacted]	1.5	23.7	[redacted]	19.3	[redacted]	0	20
		12	13	[redacted]	23.1	[redacted]	1.5	23.7	[redacted]	19.2	[redacted]	0	20
		25	0	[redacted]	23.2	[redacted]	1.5	23.7	[redacted]	19.2	[redacted]	0	20
	64QAM	1	0	[redacted]	23.2	[redacted]	1.5	23.7	[redacted]	19.3	[redacted]	0	20
		1	12	[redacted]	23.3	[redacted]	1.5	23.7	[redacted]	19.3	[redacted]	0	20
		1	24	[redacted]	23.2	[redacted]	1.5	23.7	[redacted]	19.3	[redacted]	0	20
		12	0	[redacted]	22.2	[redacted]	2.5	22.7	[redacted]	19.2	[redacted]	0	20
		12	7	[redacted]	22.2	[redacted]	2.5	22.7	[redacted]	19.2	[redacted]	0	20
		12	13	[redacted]	22.2	[redacted]	2.5	22.7	[redacted]	19.2	[redacted]	0	20
		25	0	[redacted]	22.2	[redacted]	2.5	22.7	[redacted]	19.2	[redacted]	0	20
	256QAM	1	0	[redacted]	20.1	[redacted]	4.5	20.7	[redacted]	19.2	[redacted]	0	20
		1	12	[redacted]	20.3	[redacted]	4.5	20.7	[redacted]	19.3	[redacted]	0	20
		1	24	[redacted]	20.2	[redacted]	4.5	20.7	[redacted]	19.2	[redacted]	0	20
		12	0	[redacted]	20.1	[redacted]	4.5	20.7	[redacted]	19.2	[redacted]	0	20
		12	7	[redacted]	20.2	[redacted]	4.5	20.7	[redacted]	19.2	[redacted]	0	20
		12	13	[redacted]	20.2	[redacted]	4.5	20.7	[redacted]	19.2	[redacted]	0	20
		25	0	[redacted]	20.1	[redacted]	4.5	20.7	[redacted]	19.2	[redacted]	0	20

This report shall not be reproduced without the written approval of UL Verification Services Inc.

LTE Band 30 Measured Results (ANT2)

BW (MHz)	Mode	RB Allocation	RB offset	Power Mode A (dBm)			Power Mode B (dBm)		
				27710 2310 MHz	MPR	Tune-up Limit	27710 2310 MHz	MPR	Tune-up Limit
10 MHz	QPSK	1	0	16.3	0.0	17.0	17.9	0.0	18.6
		1	25	16.4	0.0	17.0	18.0	0.0	18.6
		1	49	16.3	0.0	17.0	17.9	0.0	18.6
		25	0	16.3	0.0	17.0	17.9	0.0	18.6
		25	12	16.4	0.0	17.0	18.0	0.0	18.6
		25	25	16.3	0.0	17.0	17.9	0.0	18.6
		50	0	16.2	0.0	17.0	17.9	0.0	18.6
	16QAM	1	0	16.4	0.0	17.0	18.0	0.0	18.6
		1	25	16.4	0.0	17.0	18.0	0.0	18.6
		1	49	16.4	0.0	17.0	18.0	0.0	18.6
		25	0	16.4	0.0	17.0	18.0	0.0	18.6
		25	12	16.4	0.0	17.0	18.0	0.0	18.6
		25	25	16.3	0.0	17.0	17.9	0.0	18.6
		50	0	16.3	0.0	17.0	17.9	0.0	18.6
	64QAM	1	0	16.4	0.0	17.0	18.0	0.0	18.6
		1	25	16.4	0.0	17.0	18.0	0.0	18.6
		1	49	16.4	0.0	17.0	18.0	0.0	18.6
		25	0	16.4	0.0	17.0	18.0	0.0	18.6
		25	12	16.4	0.0	17.0	18.0	0.0	18.6
		25	25	16.3	0.0	17.0	17.9	0.0	18.6
		50	0	16.3	0.0	17.0	17.9	0.0	18.6
	256QAM	1	0	16.3	0.0	17.0	18.0	0.0	18.6
		1	25	16.4	0.0	17.0	18.0	0.0	18.6
		1	49	16.3	0.0	17.0	17.9	0.0	18.6
		25	0	16.3	0.0	17.0	17.9	0.0	18.6
		25	12	16.4	0.0	17.0	18.0	0.0	18.6
		25	25	16.2	0.0	17.0	17.9	0.0	18.6
		50	0	16.2	0.0	17.0	17.9	0.0	18.6

BW (MHz)	Mode	RB Allocation	RB offset	Power Mode A (dBm)			Power Mode B (dBm)		
				27710 2310 MHz	MPR	Tune-up Limit	27710 2310 MHz	MPR	Tune-up Limit
5 MHz	QPSK	1	0	16.2	0.0	17.0	18.0	0.0	18.6
		1	12	16.4	0.0	17.0	17.9	0.0	18.6
		1	24	16.2	0.0	17.0	17.9	0.0	18.6
		12	0	16.3	0.0	17.0	17.9	0.0	18.6
		12	7	16.3	0.0	17.0	18.0	0.0	18.6
		12	13	16.3	0.0	17.0	17.9	0.0	18.6
		25	0	16.3	0.0	17.0	17.9	0.0	18.6
	16QAM	1	0	16.4	0.0	17.0	18.0	0.0	18.6
		1	12	16.4	0.0	17.0	18.0	0.0	18.6
		1	24	16.4	0.0	17.0	18.0	0.0	18.6
		12	0	16.3	0.0	17.0	18.0	0.0	18.6
		12	7	16.4	0.0	17.0	18.0	0.0	18.6
		12	13	16.3	0.0	17.0	18.0	0.0	18.6
		25	0	16.3	0.0	17.0	17.9	0.0	18.6
	64QAM	1	0	16.4	0.0	17.0	18.0	0.0	18.6
		1	12	16.4	0.0	17.0	18.0	0.0	18.6
		1	24	16.3	0.0	17.0	18.0	0.0	18.6
		12	0	16.3	0.0	17.0	18.0	0.0	18.6
		12	7	16.4	0.0	17.0	18.0	0.0	18.6
		12	13	16.4	0.0	17.0	18.0	0.0	18.6
		25	0	16.3	0.0	17.0	18.0	0.0	18.6
	256QAM	1	0	16.3	0.0	17.0	17.9	0.0	18.6
		1	12	16.4	0.0	17.0	18.0	0.0	18.6
		1	24	16.3	0.0	17.0	17.9	0.0	18.6
		12	0	16.3	0.0	17.0	17.9	0.0	18.6
		12	7	16.3	0.0	17.0	18.0	0.0	18.6
		12	13	16.3	0.0	17.0	17.9	0.0	18.6
		25	0	16.3	0.0	17.0	17.9	0.0	18.6

This report shall not be reproduced without the written approval of UL Verification Services Inc.

LTE Band 30 Measured Results (ANT3)

BW (MHz)	Mode	RB Allocation	RB offset	Power Mode A (dBm)			Power Mode B (dBm)		
				27710 2310 MHz	MPR	Tune-up Limit	27710 2310 MHz	MPR	Tune-up Limit
10 MHz	QPSK	1	0	22.6	0.0	23.6	18.9	0.0	19.9
		1	25	22.9	0.0	23.6	19.1	0.0	19.9
		1	49	22.8	0.0	23.6	19.0	0.0	19.9
		25	0	22.5	0.0	23.6	18.8	0.0	19.9
		25	12	22.7	0.0	23.6	19.0	0.0	19.9
		25	25	22.5	0.0	23.6	18.9	0.0	19.9
		50	0	22.5	0.0	23.6	18.9	0.0	19.9
	16QAM	1	0	22.6	0.0	23.6	18.9	0.0	19.9
		1	25	22.6	0.0	23.6	18.8	0.0	19.9
		1	49	22.9	0.0	23.6	19.0	0.0	19.9
		25	0	21.8	0.6	23.0	18.6	0.0	19.9
		25	12	21.7	0.6	23.0	18.6	0.0	19.9
		25	25	21.8	0.6	23.0	18.6	0.0	19.9
		50	0	21.7	0.6	23.0	18.5	0.0	19.9
	64QAM	1	0	21.9	0.6	23.0	18.7	0.0	19.9
		1	25	21.9	0.6	23.0	18.7	0.0	19.9
		1	49	22.2	0.6	23.0	18.9	0.0	19.9
		25	0	20.8	1.6	22.0	18.6	0.0	19.9
		25	12	20.8	1.6	22.0	18.6	0.0	19.9
		25	25	20.8	1.6	22.0	18.6	0.0	19.9
		50	0	20.8	1.6	22.0	18.6	0.0	19.9
	256QAM	1	0	18.8	3.6	20.0	18.7	0.0	19.9
		1	25	18.9	3.6	20.0	18.7	0.0	19.9
		1	49	19.1	3.6	20.0	18.9	0.0	19.9
		25	0	18.8	3.6	20.0	18.6	0.0	19.9
		25	12	18.8	3.6	20.0	18.6	0.0	19.9
		25	25	18.8	3.6	20.0	18.6	0.0	19.9
		50	0	18.8	3.6	20.0	18.6	0.0	19.9

BW (MHz)	Mode	RB Allocation	RB offset	Power Mode A (dBm)			Power Mode B (dBm)		
				27710 2310 MHz	MPR	Tune-up Limit	27710 2310 MHz	MPR	Tune-up Limit
5 MHz	QPSK	1	0	22.6	0.0	23.6	18.5	0.0	19.9
		1	12	22.8	0.0	23.6	18.6	0.0	19.9
		1	24	22.7	0.0	23.6	18.6	0.0	19.9
		12	0	22.3	0.0	23.6	18.5	0.0	19.9
		12	7	22.3	0.0	23.6	18.5	0.0	19.9
		12	13	22.3	0.0	23.6	18.5	0.0	19.9
		25	0	22.3	0.0	23.6	18.5	0.0	19.9
	16QAM	1	0	22.6	0.0	23.6	18.9	0.0	19.9
		1	12	22.8	0.0	23.6	19.0	0.0	19.9
		1	24	22.7	0.0	23.6	18.9	0.0	19.9
		12	0	21.8	0.6	23.0	18.5	0.0	19.9
		12	7	21.8	0.6	23.0	18.6	0.0	19.9
		12	13	21.8	0.6	23.0	18.5	0.0	19.9
		25	0	21.7	0.6	23.0	18.5	0.0	19.9
	64QAM	1	0	21.9	0.6	23.0	18.7	0.0	19.9
		1	12	21.9	0.6	23.0	18.8	0.0	19.9
		1	24	21.9	0.6	23.0	18.8	0.0	19.9
		12	0	20.8	1.6	22.0	18.6	0.0	19.9
		12	7	20.8	1.6	22.0	18.6	0.0	19.9
		12	13	20.7	1.6	22.0	18.5	0.0	19.9
		25	0	20.7	1.6	22.0	18.5	0.0	19.9
	256QAM	1	0	18.7	3.6	20.0	18.5	0.0	19.9
		1	12	18.9	3.6	20.0	18.6	0.0	19.9
		1	24	18.8	3.6	20.0	18.6	0.0	19.9
		12	0	18.7	3.6	20.0	18.5	0.0	19.9
		12	7	18.8	3.6	20.0	18.6	0.0	19.9
		12	13	18.7	3.6	20.0	18.5	0.0	19.9
		25	0	18.7	3.6	20.0	18.5	0.0	19.9

This report shall not be reproduced without the written approval of UL Verification Services Inc.

LTE Band 30 Measured Results (ANT4)

BW (MHz)	Mode	RB Allocation	RB offset	Power Mode A (dBm)			Power Mode B (dBm)		
				27710 2310 MHz	MPR	Tune-up Limit	27710 2310 MHz	MPR	Tune-up Limit
10 MHz	QPSK	1	0	19.4	0.0	20.3	19.0	0.0	19.9
		1	25	19.6	0.0	20.3	19.2	0.0	19.9
		1	49	19.4	0.0	20.3	19.0	0.0	19.9
		25	0	19.5	0.0	20.3	19.1	0.0	19.9
		25	12	19.5	0.0	20.3	19.1	0.0	19.9
		25	25	19.4	0.0	20.3	19.0	0.0	19.9
		50	0	19.3	0.0	20.3	19.1	0.0	19.9
	16QAM	1	0	19.5	0.0	20.3	19.1	0.0	19.9
		1	25	19.4	0.0	20.3	19.0	0.0	19.9
		1	49	19.4	0.0	20.3	19.0	0.0	19.9
		25	0	19.2	0.0	20.3	18.8	0.0	19.9
		25	12	19.2	0.0	20.3	18.8	0.0	19.9
		25	25	19.2	0.0	20.3	18.8	0.0	19.9
		50	0	19.2	0.0	20.3	18.8	0.0	19.9
	64QAM	1	0	19.4	0.0	20.3	19.0	0.0	19.9
		1	25	19.3	0.0	20.3	18.9	0.0	19.9
		1	49	19.3	0.0	20.3	18.9	0.0	19.9
		25	0	19.2	0.1	20.2	18.8	0.0	19.9
		25	12	19.2	0.1	20.2	18.8	0.0	19.9
		25	25	19.2	0.1	20.2	18.8	0.0	19.9
		50	0	19.2	0.1	20.2	18.8	0.0	19.9
	256QAM	1	0	17.6	2.1	18.2	17.2	1.7	18.2
		1	25	17.7	2.1	18.2	17.3	1.7	18.2
		1	49	17.4	2.1	18.2	17.0	1.7	18.2
		25	0	17.5	2.1	18.2	17.1	1.7	18.2
		25	12	17.5	2.1	18.2	17.1	1.7	18.2
		25	25	17.5	2.1	18.2	17.1	1.7	18.2
		50	0	17.5	2.1	18.2	17.1	1.7	18.2

BW (MHz)	Mode	RB Allocation	RB offset	Power Mode A (dBm)			Power Mode B (dBm)		
				27710 2310 MHz	MPR	Tune-up Limit	27710 2310 MHz	MPR	Tune-up Limit
5 MHz	QPSK	1	0	19.1	0.0	20.3	18.7	0.0	19.9
		1	12	19.2	0.0	20.3	18.8	0.0	19.9
		1	24	19.1	0.0	20.3	18.7	0.0	19.9
		12	0	19.1	0.0	20.3	18.7	0.0	19.9
		12	7	19.1	0.0	20.3	18.7	0.0	19.9
		12	13	19.1	0.0	20.3	18.7	0.0	19.9
		25	0	19.1	0.0	20.3	18.7	0.0	19.9
	16QAM	1	0	19.4	0.0	20.3	19.0	0.0	19.9
		1	12	19.6	0.0	20.3	19.2	0.0	19.9
		1	24	19.4	0.0	20.3	19.0	0.0	19.9
		12	0	19.0	0.0	20.3	18.6	0.0	19.9
		12	7	19.1	0.0	20.3	18.7	0.0	19.9
		12	13	19.0	0.0	20.3	18.6	0.0	19.9
		25	0	19.1	0.0	20.3	18.7	0.0	19.9
	64QAM	1	0	19.2	0.0	20.3	18.8	0.0	19.9
		1	12	19.2	0.0	20.3	18.8	0.0	19.9
		1	24	19.1	0.0	20.3	18.7	0.0	19.9
		12	0	19.2	0.1	20.2	18.8	0.0	19.9
		12	7	19.2	0.1	20.2	18.8	0.0	19.9
		12	13	19.1	0.1	20.2	18.7	0.0	19.9
		25	0	19.1	0.1	20.2	18.7	0.0	19.9
	256QAM	1	0	17.5	2.1	18.2	17.1	1.7	18.2
		1	12	17.6	2.1	18.2	17.2	1.7	18.2
		1	24	17.4	2.1	18.2	17.0	1.7	18.2
		12	0	17.5	2.1	18.2	17.1	1.7	18.2
		12	7	17.5	2.1	18.2	17.1	1.7	18.2
		12	13	17.5	2.1	18.2	17.1	1.7	18.2
		25	0	17.5	2.1	18.2	17.1	1.7	18.2

This report shall not be reproduced without the written approval of UL Verification Services Inc.

LTE Band 41 Power Class 3 Measured Results (ANT1)

BW (MHz)	Mode	RB Allocation	RB offset	Power Mode A (dBm)							Power Mode B (dBm)						
				39750	40185	40620	41055	41490	MPR	Tune-up Limit	39750	40185	40620	41055	41490	MPR	Tune-up Limit
				2506 MHz	2549.5 MHz	2593 MHz	2636.5 MHz	2680 MHz			2506 MHz	2549.5 MHz	2593 MHz	2636.5 MHz	2680 MHz		
20 MHz	QPSK	1	0	25.1	25.0	25.1	24.9	24.7	0	25.7	21.5	21.4	21.4	21.2	21.2	0	22
		1	49	25.1	25.1	25.2	25.0	24.8	0	25.7	21.6	21.5	21.5	21.3	21.2	0	22
		1	99	25.0	25.0	25.1	24.8	24.7	0	25.7	21.5	21.5	21.5	21.2	21.1	0	22
		50	0	24.2	24.1	24.1	23.9	23.7	1	24.7	21.6	21.5	21.5	21.2	21.1	0	22
		50	24	24.2	24.1	24.2	24.0	23.8	1	24.7	21.6	21.5	21.6	21.3	21.1	0	22
		50	50	24.1	24.0	24.0	23.8	23.6	1	24.7	21.5	21.4	21.5	21.2	21.1	0	22
		100	0	24.2	24.1	24.2	24.0	23.8	1	24.7	21.6	21.4	21.6	21.3	21.1	0	22
	16QAM	1	0	23.9	23.8	23.9	23.7	23.6	1	24.7	21.5	21.3	21.5	21.4	21.1	0	22
		1	49	24.1	24.0	24.0	23.7	23.7	1	24.7	21.5	21.5	21.5	21.4	21.2	0	22
		1	99	23.8	23.9	23.8	23.6	23.5	1	24.7	21.5	21.4	21.4	21.2	21.0	0	22
		50	0	22.9	22.8	22.8	22.6	22.4	2	23.7	21.5	21.4	21.4	21.2	21.0	0	22
		50	24	22.9	22.8	22.8	22.6	22.4	2	23.7	21.5	21.3	21.4	21.1	21.0	0	22
		50	50	22.8	22.7	22.7	22.5	22.3	2	23.7	21.4	21.3	21.3	21.0	20.9	0	22
		100	0	22.9	22.8	22.8	22.6	22.4	2	23.7	21.5	21.3	21.4	21.1	21.0	0	22
	64QAM	1	0	22.8	22.7	22.8	22.7	22.4	2	23.7	21.4	21.3	21.3	21.1	21.0	0	22
		1	49	22.8	22.8	22.7	22.6	22.4	2	23.7	21.4	21.3	21.3	21.0	21.0	0	22
		1	99	22.9	22.7	22.6	22.5	22.4	2	23.7	21.4	21.3	21.2	21.0	21.0	0	22
		50	0	21.9	21.8	21.8	21.5	21.4	3	22.7	21.5	21.4	21.4	21.1	21.0	0	22
		50	24	21.9	21.7	21.8	21.5	21.4	3	22.7	21.5	21.3	21.4	21.2	21.0	0	22
		50	50	21.8	21.7	21.7	21.4	21.3	3	22.7	21.4	21.3	21.3	21.0	20.9	0	22
		100	0	21.9	21.7	21.8	21.5	21.4	3	22.7	21.5	21.3	21.4	21.1	21.0	0	22
	256QAM	1	0	19.8	19.8	19.7	19.6	19.4	5	20.7	20.3	20.0	20.0	20.0	19.6	1.3	20.7
		1	49	19.8	19.8	19.7	19.5	19.4	5	20.7	20.2	19.9	19.9	19.9	19.6	1.3	20.7
		1	99	19.7	19.8	19.6	19.3	19.4	5	20.7	20.2	19.9	19.9	19.8	19.6	1.3	20.7
		50	0	19.9	19.8	19.8	19.5	19.4	5	20.7	20.2	20.1	20.1	19.9	19.7	1.3	20.7
		50	24	19.9	19.7	19.8	19.5	19.4	5	20.7	20.2	20.0	20.1	19.9	19.7	1.3	20.7
		50	50	19.8	19.7	19.7	19.4	19.3	5	20.7	20.1	20.0	20.0	19.7	19.6	1.3	20.7
		100	0	19.9	19.7	19.8	19.5	19.4	5	20.7	20.2	20.0	20.1	19.8	19.7	1.3	20.7

BW (MHz)	Mode	RB Allocation	RB offset	Power Mode A (dBm)							Power Mode B (dBm)						
				39750	40185	40620	41055	41490	MPR	Tune-up Limit	39750	40185	40620	41055	41490	MPR	Tune-up Limit
				2506 MHz	2549.5 MHz	2593 MHz	2636.5 MHz	2680 MHz			2506 MHz	2549.5 MHz	2593 MHz	2636.5 MHz	2680 MHz		
15 MHz	QPSK	1	0	25.1	25.1	25.1	24.9	24.7	0	25.7	21.4	21.3	21.4	21.1	20.9	0	22
		1	37	25.1	25.0	25.0	24.8	24.6	0	25.7	21.3	21.3	21.3	21.1	20.9	0	22
		1	74	25.0	25.1	25.0	24.7	24.7	0	25.7	21.3	21.3	21.2	21.0	20.9	0	22
		36	0	24.1	24.1	24.1	23.9	23.7	1	24.7	21.4	21.4	21.4	21.2	21.0	0	22
		36	20	24.2	24.0	24.1	23.9	23.7	1	24.7	21.4	21.3	21.3	21.1	21.0	0	22
		36	39	24.1	24.0	24.0	23.8	23.6	1	24.7	21.3	21.3	21.3	21.0	20.9	0	22
		75	0	24.1	24.0	24.1	23.8	23.7	1	24.7	21.4	21.3	21.3	21.1	21.0	0	22
	16QAM	1	0	24.2	24.0	24.1	23.9	23.6	1	24.7	21.3	21.4	21.4	21.0	20.9	0	22
		1	37	24.1	24.0	24.1	23.8	23.5	1	24.7	21.3	21.4	21.3	21.0	20.9	0	22
		1	74	24.0	24.0	24.0	23.8	23.6	1	24.7	21.2	21.3	21.3	20.9	21.0	0	22
		36	0	23.2	23.1	23.1	22.9	22.7	2	23.7	21.4	21.4	21.4	21.1	21.0	0	22
		36	20	23.2	23.0	23.1	22.9	22.7	2	23.7	21.4	21.3	21.4	21.1	21.0	0	22
		36	39	23.1	23.0	23.0	22.8	22.6	2	23.7	21.4	21.3	21.3	21.0	20.9	0	22
		75	0	23.2	23.0	23.1	22.9	22.7	2	23.7	21.5	21.3	21.4	21.1	21.0	0	22
	64QAM	1	0	23.0	23.0	23.1	22.8	22.7	2	23.7	21.4	21.3	21.4	21.1	20.9	0	22
		1	37	23.0	23.0	23.1	22.7	22.6	2	23.7	21.4	21.3	21.3	21.0	20.8	0	22
		1	74	23.0	23.0	23.0	22.6	22.6	2	23.7	21.3	21.2	21.3	20.9	20.8	0	22
		36	0	22.2	22.1	22.1	21.8	21.7	3	22.7	21.5	21.4	21.4	21.2	21.0	0	22
		36	20	22.2	22.0	22.1	21.8	21.7	3	22.7	21.5	21.3	21.4	21.1	21.0	0	22
		36	39	22.1	22.0	22.0	21.7	21.6	3	22.7	21.4	21.3	21.3	21.0	20.9	0	22
		75	0	22.2	22.0	22.1	21.8	21.7	3	22.7	21.5	21.3	21.4	21.1	21.0	0	22
	256QAM	1	0	20.1	20.0	20.0	19.9	19.7	5	20.7	20.1	20.1	20.0	19.9	19.7	1.3	20.7
		1	37	20.1	20.1	20.0	19.8	19.6	5	20.7	20.1	20.0	19.9	19.7	19.6	1.3	20.7
		1	74	20.0	19.9	19.8	19.7	19.5	5	20.7	20.1	20.0	19.8	19.6	19.6	1.3	20.7
		36	0	20.2	20.1	20.1	19.8	19.7	5	20.7	20.2	20.1	20.1	19.8	19.7	1.3	20.7
		36	20	20.2	20.0	20.1	19.8	19.7	5	20.7	20.2	20.0	20.1	19.8	19.7	1.3	20.7
		36	39	20.1	20.0	20.0	19.7	19.6	5	20.7	20.1	20.0	20.0	19.7	19.6	1.3	20.7
		75	0	20.2	20.0	20.1	19.8	19.7	5	20.7	20.2	20.0	20.1	19.8	19.7	1.3	20.7

This report shall not be reproduced without the written approval of UL Verification Services Inc.

LTE Band 41 Power Class 3 Measured Results (ANT1) (continued)

BW (MHz)	Mode	RB Allocation	RB offset	Power Mode A (dBm)							Power Mode B (dBm)						
				39750	40185	40620	41055	41490	MPR	Tune-up Limit	39750	40185	40620	41055	41490	MPR	Tune-up Limit
				2506 MHz	2549.5 MHz	2593 MHz	2636.5 MHz	2680 MHz			2506 MHz	2549.5 MHz	2593 MHz	2636.5 MHz	2680 MHz		
10 MHz	QPSK	1	0	25.0	24.9	24.9	24.6	24.5	0	25.7	21.5	21.5	21.5	21.2	21.1	0	22
		1	25	25.0	24.9	24.9	24.7	24.5	0	25.7	21.6	21.5	21.5	21.2	21.1	0	22
		1	49	24.9	24.8	24.8	24.5	24.4	0	25.7	21.5	21.4	21.4	21.1	21.0	0	22
		25	0	24.0	23.9	23.9	23.7	23.5	1	24.7	21.6	21.5	21.5	21.3	21.1	0	22
		25	12	24.0	23.9	23.9	23.7	23.6	1	24.7	21.6	21.5	21.5	21.3	21.1	0	22
		25	25	23.9	23.9	23.9	23.6	23.5	1	24.7	21.5	21.5	21.4	21.2	21.1	0	22
		50	0	24.0	23.9	23.9	23.7	23.5	1	24.7	21.6	21.5	21.5	21.3	21.1	0	22
	16QAM	1	0	24.1	23.9	23.9	23.8	23.5	1	24.7	21.4	21.6	21.5	21.2	21.2	0	22
		1	25	24.1	23.9	23.9	23.8	23.4	1	24.7	21.6	21.6	21.5	21.2	21.2	0	22
		1	49	24.1	23.8	23.8	23.7	23.4	1	24.7	21.5	21.5	21.5	21.1	21.1	0	22
		25	0	23.0	22.9	23.0	22.7	22.5	2	23.7	21.6	21.5	21.5	21.3	21.2	0	22
		25	12	23.1	22.9	23.0	22.7	22.6	2	23.7	21.6	21.5	21.5	21.3	21.2	0	22
		25	25	23.0	22.9	22.9	22.6	22.5	2	23.7	21.5	21.5	21.4	21.2	21.1	0	22
		50	0	23.0	22.9	23.0	22.7	22.6	2	23.7	21.6	21.5	21.5	21.3	21.1	0	22
	64QAM	1	0	23.0	22.8	22.9	22.6	22.5	2	23.7	21.6	21.4	21.5	21.3	21.0	0	22
		1	25	23.0	22.9	22.9	22.6	22.6	2	23.7	21.6	21.4	21.6	21.3	21.1	0	22
		1	49	22.9	22.8	22.8	22.5	22.5	2	23.7	21.5	21.4	21.5	21.1	21.0	0	22
		25	0	22.0	21.9	21.9	21.7	21.5	3	22.7	21.6	21.5	21.5	21.3	21.1	0	22
		25	12	22.0	21.9	22.0	21.7	21.6	3	22.7	21.6	21.5	21.6	21.3	21.1	0	22
		25	25	21.9	21.9	21.9	21.6	21.5	3	22.7	21.5	21.5	21.5	21.2	21.1	0	22
		50	0	22.0	21.9	21.9	21.7	21.5	3	22.7	21.6	21.5	21.6	21.3	21.2	0	22
	256QAM	1	0	20.0	19.8	19.8	19.6	19.6	5	20.7	20.3	20.1	20.1	19.9	19.9	1.3	20.7
		1	25	20.1	19.9	19.9	19.6	19.6	5	20.7	20.3	20.2	20.1	19.9	19.9	1.3	20.7
		1	49	19.9	19.7	19.7	19.5	19.4	5	20.7	20.1	20.0	19.9	19.8	19.7	1.3	20.7
		25	0	20.0	19.9	19.9	19.7	19.5	5	20.7	20.3	20.2	20.2	20.0	19.8	1.3	20.7
		25	12	20.1	19.9	20.0	19.7	19.6	5	20.7	20.4	20.2	20.3	20.0	19.9	1.3	20.7
		25	25	20.0	19.9	19.9	19.6	19.5	5	20.7	20.3	20.2	20.2	19.9	19.8	1.3	20.7
		50	0	20.0	19.9	19.9	19.7	19.5	5	20.7	20.3	20.2	20.2	20.0	19.8	1.3	20.7

BW (MHz)	Mode	RB Allocation	RB offset	Power Mode A (dBm)							Power Mode B (dBm)						
				39750	40185	40620	41055	41490	MPR	Tune-up Limit	39750	40185	40620	41055	41490	MPR	Tune-up Limit
				2506 MHz	2549.5 MHz	2593 MHz	2636.5 MHz	2680 MHz			2506 MHz	2549.5 MHz	2593 MHz	2636.5 MHz	2680 MHz		
5 MHz	QPSK	1	0	25.0	24.8	24.8	24.6	24.4	0	25.7	21.5	21.4	21.4	21.2	21.0	0	22
		1	12	25.0	25.0	25.0	24.7	24.5	0	25.7	21.6	21.5	21.5	21.3	21.1	0	22
		1	24	24.9	24.9	24.9	24.6	24.5	0	25.7	21.5	21.4	21.4	21.2	21.0	0	22
		12	0	24.0	24.0	23.9	23.7	23.5	1	24.7	21.6	21.5	21.5	21.2	21.1	0	22
		12	7	24.1	23.9	23.9	23.7	23.6	1	24.7	21.6	21.5	21.5	21.3	21.1	0	22
		12	13	23.9	23.8	23.9	23.7	23.5	1	24.7	21.5	21.4	21.4	21.2	21.1	0	22
		25	0	24.0	23.9	23.9	23.7	23.5	1	24.7	21.6	21.4	21.5	21.2	21.1	0	22
	16QAM	1	0	24.0	24.0	23.9	23.6	23.6	1	24.7	21.6	21.4	21.5	21.4	21.1	0	22
		1	12	24.1	24.1	24.0	23.7	23.7	1	24.7	21.6	21.6	21.6	21.5	21.2	0	22
		1	24	24.0	24.1	24.0	23.6	23.6	1	24.7	21.6	21.5	21.5	21.3	21.1	0	22
		12	0	23.1	22.9	23.0	22.8	22.6	2	23.7	21.6	21.5	21.5	21.3	21.0	0	22
		12	7	23.1	22.8	23.0	22.8	22.6	2	23.7	21.6	21.5	21.5	21.3	21.1	0	22
		12	13	23.0	22.8	23.0	22.8	22.6	2	23.7	21.5	21.4	21.5	21.3	21.0	0	22
		25	0	23.0	22.9	22.9	22.7	22.5	2	23.7	21.6	21.5	21.5	21.3	21.1	0	22
	64QAM	1	0	23.1	22.8	22.8	22.7	22.5	2	23.7	21.6	21.5	21.5	21.2	21.1	0	22
		1	12	23.1	22.9	22.9	22.7	22.6	2	23.7	21.6	21.6	21.5	21.3	21.2	0	22
		1	24	23.1	22.8	22.8	22.7	22.5	2	23.7	21.5	21.6	21.5	21.2	21.1	0	22
		12	0	22.0	21.9	21.9	21.7	21.5	3	22.7	21.6	21.5	21.5	21.3	21.1	0	22
		12	7	22.0	21.9	21.9	21.7	21.6	3	22.7	21.6	21.5	21.5	21.3	21.1	0	22
		12	13	21.9	21.8	21.9	21.7	21.5	3	22.7	21.5	21.4	21.5	21.3	21.1	0	22
		25	0	22.0	21.8	21.9	21.7	21.5	3	22.7	21.6	21.4	21.5	21.3	21.1	0	22
	256QAM	1	0	20.0	19.9	19.8	19.6	19.5	5	20.7	20.2	20.2	20.1	19.9	19.8	1.3	20.7
		1	12	20.0	20.0	19.9	19.7	19.5	5	20.7	20.3	20.3	20.2	20.0	19.9	1.3	20.7
		1	24	19.9	19.8	19.8	19.6	19.4	5	20.7	20.2	20.1	20.1	19.9	19.8	1.3	20.7
		12	0	20.0	19.9	19.8	19.7	19.5	5	20.7	20.3	20.2	20.2	20.0	19.8	1.3	20.7
		12	7	20.1	19.9	19.9	19.7	19.6	5	20.7	20.3	20.2	20.2	20.0	19.8	1.3	20.7
		12	13	19.9	19.8	19.8	19.6	19.5	5	20.7	20.2	20.1	20.2	19.9	19.8	1.3	20.7
		25	0	20.0	19.8	19.9	19.7	19.5	5	20.7	20.3	20.1	20.2	20.0	19.8	1.3	20.7

This report shall not be reproduced without the written approval of UL Verification Services Inc.

LTE Band 41 Power Class 3 Measured Results (ANT2)

BW (MHz)	Mode	RB Allocation	RB offset	Power Mode A (dBm)							Power Mode B (dBm)						
				39750	40185	40620	41055	41490	MPR	Tune-up Limit	39750	40185	40620	41055	41490	MPR	Tune-up Limit
				2506 MHz	2549.5 MHz	2593 MHz	2636.5 MHz	2680 MHz			2506 MHz	2549.5 MHz	2593 MHz	2636.5 MHz	2680 MHz		
20 MHz	QPSK	1	0	20.4	20.4	20.4	20.3	20.3	0.0	21.0	21.1	21.0	20.9	20.9	20.8	0.0	21.4
		1	49	20.4	20.4	20.4	20.4	20.4	0.0	21.0	21.1	21.1	21.1	21.1	20.8	0.0	21.4
		1	99	20.4	20.4	20.3	20.3	20.2	0.0	21.0	21.0	21.0	21.0	20.9	20.8	0.0	21.4
		50	0	20.4	20.4	20.4	20.4	20.3	0.0	21.0	21.1	21.0	21.0	20.9	20.8	0.0	21.4
		50	24	20.4	20.4	20.4	20.4	20.4	0.0	21.0	21.1	21.1	21.1	21.0	20.9	0.0	21.4
		50	50	20.4	20.4	20.4	20.4	20.4	0.0	21.0	21.1	20.9	21.0	20.9	20.8	0.0	21.4
		100	0	20.4	20.4	20.4	20.4	20.4	0.0	21.0	21.0	21.0	21.1	20.9	20.9	0.0	21.4
	16QAM	1	0	20.4	20.4	20.4	20.4	20.4	0.0	21.0	21.0	20.7	20.9	20.8	20.9	0.0	21.4
		1	49	20.4	20.4	20.4	20.4	20.3	0.0	21.0	21.0	20.8	21.0	20.8	21.0	0.0	21.4
		1	99	20.3	20.3	20.4	20.3	20.3	0.0	21.0	20.9	20.7	20.9	20.8	20.8	0.0	21.4
		50	0	20.4	20.4	20.4	20.4	20.4	0.0	21.0	21.0	20.8	20.8	20.8	20.7	0.0	21.4
		50	24	20.4	20.4	20.4	20.3	20.4	0.0	21.0	20.9	20.7	20.8	20.8	20.8	0.0	21.4
		50	50	20.3	20.3	20.3	20.3	20.3	0.0	21.0	20.9	20.7	20.7	20.7	20.7	0.0	21.4
		100	0	20.4	20.4	20.4	20.3	20.4	0.0	21.0	20.9	20.7	20.8	20.8	20.8	0.0	21.4
	64QAM	1	0	20.4	20.4	20.4	20.4	20.4	0.0	21.0	20.9	20.7	20.7	20.7	20.7	0.0	21.4
		1	49	20.3	20.3	20.3	20.4	20.3	0.0	21.0	21.0	20.7	20.6	20.7	20.6	0.0	21.4
		1	99	20.4	20.3	20.3	20.3	20.3	0.0	21.0	20.9	20.6	20.7	20.8	20.7	0.0	21.4
		50	0	20.4	20.4	20.4	20.3	20.4	0.0	21.0	21.0	20.8	20.8	20.8	20.7	0.0	21.4
		50	24	20.4	20.4	20.4	20.3	20.4	0.0	21.0	20.9	20.7	20.8	20.8	20.7	0.0	21.4
		50	50	20.3	20.3	20.3	20.2	20.3	0.0	21.0	20.9	20.7	20.7	20.7	20.6	0.0	21.4
		100	0	20.4	20.4	20.3	20.3	20.4	0.0	21.0	20.9	20.7	20.8	20.8	20.7	0.0	21.4
	256QAM	1	0	20.2	20.4	20.4	20.2	20.3	0.3	20.7	20.4	20.2	20.1	20.0	20.0	0.7	20.7
		1	49	20.1	20.4	20.2	20.3	20.2	0.3	20.7	20.3	20.1	20.0	20.1	19.9	0.7	20.7
		1	99	20.2	20.4	20.2	20.2	20.2	0.3	20.7	20.2	20.1	20.0	20.0	19.9	0.7	20.7
		50	0	20.4	20.4	20.4	20.4	20.4	0.3	20.7	20.3	20.1	20.1	20.1	20.0	0.7	20.7
		50	24	20.4	20.4	20.4	20.4	20.4	0.3	20.7	20.2	20.1	20.1	20.1	20.0	0.7	20.7
		50	50	20.3	20.3	20.3	20.3	20.3	0.3	20.7	20.2	20.0	20.0	20.0	19.9	0.7	20.7
		100	0	20.4	20.4	20.4	20.4	20.4	0.3	20.7	20.2	20.0	20.1	20.1	20.0	0.7	20.7

BW (MHz)	Mode	RB Allocation	RB offset	Power Mode A (dBm)							Power Mode B (dBm)						
				39750	40185	40620	41055	41490	MPR	Tune-up Limit	39750	40185	40620	41055	41490	MPR	Tune-up Limit
				2506 MHz	2549.5 MHz	2593 MHz	2636.5 MHz	2680 MHz			2506 MHz	2549.5 MHz	2593 MHz	2636.5 MHz	2680 MHz		
15 MHz	QPSK	1	0	20.3	20.3	20.3	20.4	20.3	0.0	21.0	20.9	20.8	20.8	20.7	20.7	0.0	21.4
		1	37	20.3	20.3	20.3	20.4	20.4	0.0	21.0	20.9	20.8	20.7	20.7	20.7	0.0	21.4
		1	74	20.3	20.3	20.3	20.4	20.4	0.0	21.0	20.8	20.7	20.8	20.7	20.7	0.0	21.4
		36	0	20.3	20.3	20.4	20.4	20.4	0.0	21.0	20.9	20.8	20.8	20.8	20.7	0.0	21.4
		36	20	20.3	20.3	20.4	20.4	20.4	0.0	21.0	20.9	20.7	20.8	20.8	20.7	0.0	21.4
		36	39	20.3	20.3	20.3	20.4	20.4	0.0	21.0	20.9	20.7	20.7	20.7	20.7	0.0	21.4
		75	0	20.3	20.3	20.4	20.4	20.4	0.0	21.0	20.9	20.7	20.8	20.8	20.7	0.0	21.4
	16QAM	1	0	20.1	20.4	20.3	20.4	20.4	0.0	21.0	20.9	20.8	20.8	20.7	20.7	0.0	21.4
		1	37	20.2	20.3	20.4	20.4	20.4	0.0	21.0	21.0	20.7	20.8	20.6	20.7	0.0	21.4
		1	74	20.1	20.4	20.4	20.4	20.4	0.0	21.0	20.9	20.7	20.7	20.7	20.7	0.0	21.4
		36	0	20.3	20.4	20.4	20.4	20.4	0.0	21.0	20.9	20.8	20.8	20.8	20.7	0.0	21.4
		36	20	20.3	20.3	20.4	20.4	20.4	0.0	21.0	20.9	20.7	20.8	20.8	20.7	0.0	21.4
		36	39	20.3	20.3	20.3	20.4	20.4	0.0	21.0	20.9	20.7	20.7	20.7	20.6	0.0	21.4
		75	0	20.3	20.4	20.4	20.4	20.4	0.0	21.0	20.9	20.7	20.8	20.8	20.7	0.0	21.4
	64QAM	1	0	20.2	20.1	20.3	20.4	20.3	0.0	21.0	20.7	20.8	20.7	20.7	20.6	0.0	21.4
		1	37	20.2	20.2	20.4	20.4	20.4	0.0	21.0	20.9	20.7	20.7	20.7	20.5	0.0	21.4
		1	74	20.1	20.2	20.3	20.4	20.4	0.0	21.0	20.8	20.8	20.7	20.6	20.6	0.0	21.4
		36	0	20.3	20.3	20.3	20.4	20.4	0.0	21.0	20.9	20.8	20.8	20.8	20.7	0.0	21.4
		36	20	20.2	20.3	20.3	20.3	20.4	0.0	21.0	20.9	20.7	20.8	20.8	20.7	0.0	21.4
		36	39	20.2	20.3	20.2	20.3	20.4	0.0	21.0	20.9	20.7	20.7	20.7	20.6	0.0	21.4
		75	0	20.3	20.3	20.3	20.4	20.4	0.0	21.0	20.9	20.7	20.8	20.8	20.7	0.0	21.4
	256QAM	1	0	20.3	20.3	20.3	20.4	20.4	0.3	20.7	20.2	20.0	20.1	20.0	20.0	0.7	20.7
		1	37	20.2	20.3	20.4	20.4	20.4	0.3	20.7	20.3	20.1	20.0	19.9	20.0	0.7	20.7
		1	74	20.1	20.3	20.3	20.3	20.4	0.3	20.7	20.1	19.9	20.0	20.0	20.0	0.7	20.7
		36	0	20.3	20.4	20.4	20.4	20.4	0.3	20.7	20.3	20.1	20.1	20.1	20.0	0.7	20.7
		36	20	20.3	20.4	20.4	20.4	20.4	0.3	20.7	20.2	20.0	20.1	20.0	20.0	0.7	20.7
		36	39	20.3	20.3	20.3	20.3	20.4	0.3	20.7	20.2	20.0	20.1	20.0	19.9	0.7	20.7
		75	0	20.2	20.4	20.4	20.4	20.4	0.3	20.7	20.2	20.0	20.1	20.1	20.0	0.7	20.7

This report shall not be reproduced without the written approval of UL Verification Services Inc.

LTE Band 41 Power Class 3 Measured Results (ANT2) (continued)

BW (MHz)	Mode	RB Allocation	RB offset	Power Mode A (dBm)							Power Mode B (dBm)						
				39750	40185	40620	41055	41490	MPR	Tune-up Limit	39750	40185	40620	41055	41490	MPR	Tune-up Limit
				2506 MHz	2549.5 MHz	2593 MHz	2636.5 MHz	2680 MHz			2506 MHz	2549.5 MHz	2593 MHz	2636.5 MHz	2680 MHz		
10 MHz	QPSK	1	0	20.4	20.4	20.4	20.3	20.3	0.0	21.0	21.1	20.9	20.9	20.9	20.8	0.0	21.4
		1	25	20.4	20.4	20.4	20.4	20.4	0.0	21.0	21.1	20.9	20.9	20.9	20.8	0.0	21.4
		1	49	20.4	20.4	20.3	20.3	20.2	0.0	21.0	21.0	20.8	20.8	20.8	20.7	0.0	21.4
		25	0	20.4	20.4	20.4	20.4	20.3	0.0	21.0	21.1	20.9	20.9	20.9	20.9	0.0	21.4
		25	12	20.4	20.4	20.4	20.4	20.4	0.0	21.0	21.1	20.9	20.9	20.9	20.9	0.0	21.4
		25	25	20.4	20.4	20.4	20.4	20.4	0.0	21.0	21.0	20.9	20.9	20.9	20.8	0.0	21.4
		50	0	20.4	20.4	20.4	20.4	20.4	0.0	21.0	21.0	20.9	20.9	20.9	20.9	0.0	21.4
	16QAM	1	0	20.4	20.3	20.4	20.4	20.4	0.0	21.0	21.1	21.0	20.9	20.8	20.9	0.0	21.4
		1	25	20.4	20.3	20.4	20.4	20.4	0.0	21.0	21.1	21.0	21.0	20.8	20.9	0.0	21.4
		1	49	20.4	20.3	20.4	20.4	20.3	0.0	21.0	21.1	20.8	20.8	20.7	20.8	0.0	21.4
		25	0	20.4	20.4	20.3	20.3	20.4	0.0	21.0	21.1	20.9	20.9	20.9	20.9	0.0	21.4
		25	12	20.4	20.4	20.4	20.4	20.4	0.0	21.0	21.1	20.9	21.0	21.0	20.9	0.0	21.4
		25	25	20.4	20.4	20.4	20.4	20.4	0.0	21.0	21.0	20.9	20.9	20.9	20.8	0.0	21.4
		50	0	20.4	20.4	20.4	20.4	20.4	0.0	21.0	21.0	20.8	20.9	20.9	20.9	0.0	21.4
	64QAM	1	0	20.4	20.4	20.3	20.3	20.4	0.0	21.0	21.1	20.9	20.9	20.9	20.7	0.0	21.4
		1	25	20.4	20.4	20.4	20.4	20.4	0.0	21.0	21.1	21.0	20.9	20.9	20.7	0.0	21.4
		1	49	20.4	20.4	20.2	20.3	20.3	0.0	21.0	20.9	20.7	20.8	20.8	20.8	0.0	21.4
		25	0	20.4	20.4	20.4	20.4	20.4	0.0	21.0	21.1	20.9	21.0	20.9	20.8	0.0	21.4
		25	12	20.4	20.4	20.4	20.4	20.4	0.0	21.0	21.0	20.9	21.0	21.0	20.9	0.0	21.4
		25	25	20.4	20.4	20.4	20.4	20.4	0.0	21.0	21.0	20.9	20.9	20.9	20.8	0.0	21.4
		50	0	20.4	20.4	20.4	20.4	20.4	0.0	21.0	21.0	20.9	21.0	21.0	20.8	0.0	21.4
	256QAM	1	0	20.4	20.4	20.3	20.4	20.4	0.3	20.7	20.4	20.3	20.1	20.1	20.1	0.7	20.7
		1	25	20.4	20.4	20.4	20.4	20.4	0.3	20.7	20.4	20.2	20.2	20.1	20.1	0.7	20.7
		1	49	20.4	20.3	20.2	20.4	20.4	0.3	20.7	20.3	20.0	20.1	20.0	20.0	0.7	20.7
		25	0	20.4	20.4	20.4	20.3	20.4	0.3	20.7	20.4	20.2	20.2	20.2	20.2	0.7	20.7
		25	12	20.4	20.4	20.4	20.4	20.4	0.3	20.7	20.3	20.2	20.3	20.3	20.2	0.7	20.7
		25	25	20.4	20.4	20.4	20.4	20.4	0.3	20.7	20.3	20.2	20.2	20.2	20.1	0.7	20.7
		50	0	20.4	20.4	20.4	20.4	20.4	0.3	20.7	20.3	20.1	20.2	20.3	20.2	0.7	20.7

BW (MHz)	Mode	RB Allocation	RB offset	Power Mode A (dBm)							Power Mode B (dBm)						
				39750	40185	40620	41055	41490	MPR	Tune-up Limit	39750	40185	40620	41055	41490	MPR	Tune-up Limit
				2506 MHz	2549.5 MHz	2593 MHz	2636.5 MHz	2680 MHz			2506 MHz	2549.5 MHz	2593 MHz	2636.5 MHz	2680 MHz		
5 MHz	QPSK	1	0	20.4	20.4	20.3	20.3	20.2	0.0	21.0	21.1	20.9	20.8	20.8	20.7	0.0	21.4
		1	12	20.4	20.3	20.3	20.3	20.2	0.0	21.0	21.1	21.0	20.9	20.9	20.9	0.0	21.4
		1	24	20.4	20.4	20.4	20.4	20.3	0.0	21.0	21.0	20.9	20.9	20.9	20.8	0.0	21.4
		12	0	20.4	20.3	20.3	20.3	20.2	0.0	21.0	21.1	20.9	20.9	20.9	20.9	0.0	21.4
		12	7	20.4	20.3	20.3	20.3	20.2	0.0	21.0	21.1	20.9	20.9	20.9	20.9	0.0	21.4
		12	13	20.4	20.3	20.3	20.3	20.2	0.0	21.0	21.0	20.9	20.9	20.9	20.9	0.0	21.4
		25	0	20.4	20.3	20.4	20.3	20.2	0.0	21.0	21.0	20.9	20.9	20.9	20.9	0.0	21.4
	16QAM	1	0	20.4	20.4	20.4	20.4	20.3	0.0	21.0	21.1	21.0	20.9	20.9	20.8	0.0	21.4
		1	12	20.4	20.4	20.4	20.4	20.4	0.0	21.0	21.1	21.1	21.1	21.1	20.8	0.0	21.4
		1	24	20.4	20.4	20.4	20.4	20.4	0.0	21.0	21.0	21.0	21.0	20.9	20.8	0.0	21.4
		12	0	20.4	20.3	20.3	20.3	20.2	0.0	21.0	21.1	21.0	21.0	20.9	20.8	0.0	21.4
		12	7	20.4	20.3	20.3	20.3	20.2	0.0	21.0	21.1	21.0	21.1	21.0	20.8	0.0	21.4
		12	13	20.4	20.3	20.3	20.3	20.2	0.0	21.0	21.1	20.9	21.0	20.9	20.8	0.0	21.4
		25	0	20.4	20.3	20.3	20.3	20.2	0.0	21.0	21.0	20.9	20.9	20.9	20.9	0.0	21.4
	64QAM	1	0	20.4	20.4	20.3	20.4	20.3	0.0	21.0	21.1	21.0	20.8	20.9	20.7	0.0	21.4
		1	12	20.4	20.3	20.4	20.3	20.3	0.0	21.0	21.1	21.0	20.9	21.0	20.9	0.0	21.4
		1	24	20.4	20.4	20.4	20.4	20.3	0.0	21.0	21.0	20.9	20.9	21.0	20.8	0.0	21.4
		12	0	20.4	20.3	20.3	20.3	20.2	0.0	21.0	21.1	20.9	20.9	20.9	20.9	0.0	21.4
		12	7	20.4	20.3	20.3	20.3	20.2	0.0	21.0	21.1	20.9	21.0	20.9	20.9	0.0	21.4
		12	13	20.4	20.3	20.3	20.3	20.2	0.0	21.0	21.0	20.9	20.9	20.9	20.9	0.0	21.4
		25	0	20.4	20.3	20.3	20.3	20.2	0.0	21.0	21.1	20.9	21.0	20.9	20.8	0.0	21.4
	256QAM	1	0	20.4	20.4	20.4	20.2	20.1	0.3	20.7	20.4	20.2	20.1	20.2	20.1	0.7	20.7
		1	12	20.4	20.4	20.4	20.3	20.1	0.3	20.7	20.4	20.4	20.3	20.3	20.2	0.7	20.7
		1	24	20.4	20.4	20.4	20.4	20.2	0.3	20.7	20.3	20.2	20.1	20.0	20.1	0.7	20.7
		12	0	20.4	20.3	20.3	20.3	20.2	0.3	20.7	20.4	20.2	20.2	20.2	20.2	0.7	20.7
		12	7	20.4	20.3	20.3	20.4	20.2	0.3	20.7	20.3	20.2	20.3	20.2	20.2	0.7	20.7
		12	13	20.4	20.3	20.3	20.3	20.2	0.3	20.7	20.3	20.2	20.2	20.2	20.2	0.7	20.7
		25	0	20.4	20.4	20.3	20.4	20.2	0.3	20.7	20.3	20.2	20.2	20.2	20.1	0.7	20.7

This report shall not be reproduced without the written approval of UL Verification Services Inc.

LTE Band 41 Power Class 3 Measured Results (ANT3)

BW (MHz)	Mode	RB Allocation	RB offset	Power Mode A (dBm)							Power Mode B (dBm)						
				39750	40185	40620	41055	41490	MPR	Tune-up Limit	39750	40185	40620	41055	41490	MPR	Tune-up Limit
				2506 MHz	2549.5 MHz	2593 MHz	2636.5 MHz	2680 MHz			2506 MHz	2549.5 MHz	2593 MHz	2636.5 MHz	2680 MHz		
20 MHz	QPSK	1	0	24.8	24.9	24.9	24.9	24.8	0.0	25.6	20.3	20.2	20.3	20.3	20.3	0.0	21.0
		1	49	24.9	24.9	25.0	24.9	24.9	0.0	25.6	20.4	20.4	20.4	20.4	20.4	0.0	21.0
		1	99	24.9	24.9	24.9	24.8	24.9	0.0	25.6	20.2	20.3	20.4	20.4	20.3	0.0	21.0
		50	0	23.9	23.9	23.8	23.8	23.9	0.9	24.7	20.2	20.2	20.3	20.2	20.3	0.0	21.0
		50	24	23.9	23.9	23.9	23.9	23.9	0.9	24.7	20.4	20.4	20.4	20.4	20.4	0.0	21.0
		50	50	23.8	23.9	23.9	23.9	23.8	0.9	24.7	20.3	20.3	20.3	20.3	20.4	0.0	21.0
		100	0	23.8	23.8	23.9	23.9	23.9	0.9	24.7	20.4	20.2	20.4	20.3	20.3	0.0	21.0
	16QAM	1	0	23.8	23.9	23.9	23.9	23.9	0.9	24.7	20.4	20.3	20.2	20.3	20.3	0.0	21.0
		1	49	23.9	23.9	23.9	23.8	23.9	0.9	24.7	20.2	20.2	20.3	20.2	20.4	0.0	21.0
		1	99	23.8	23.9	23.8	23.9	23.8	0.9	24.7	20.2	20.4	20.3	20.3	20.3	0.0	21.0
		50	0	22.8	22.9	22.8	22.8	22.9	1.9	23.7	20.4	20.3	20.3	20.3	20.2	0.0	21.0
		50	24	22.9	22.9	22.8	22.9	22.8	1.9	23.7	20.3	20.3	20.3	20.3	20.2	0.0	21.0
		50	50	22.8	22.9	22.9	22.9	22.9	1.9	23.7	20.4	20.3	20.4	20.3	20.3	0.0	21.0
		100	0	22.9	22.9	22.9	22.9	22.9	1.9	23.7	20.2	20.3	20.3	20.2	20.3	0.0	21.0
	64QAM	1	0	22.9	22.9	22.9	22.9	22.9	1.9	23.7	20.3	20.3	20.3	20.3	20.3	0.0	21.0
		1	49	22.8	22.8	22.9	22.8	22.9	1.9	23.7	20.4	20.4	20.3	20.2	20.3	0.0	21.0
		1	99	22.8	22.9	22.9	22.9	22.9	1.9	23.7	20.2	20.3	20.3	20.3	20.3	0.0	21.0
		50	0	21.9	21.8	21.9	21.9	21.8	2.9	22.7	20.4	20.3	20.4	20.3	20.2	0.0	21.0
		50	24	21.9	21.8	21.9	21.9	21.9	2.9	22.7	20.4	20.4	20.3	20.3	20.4	0.0	21.0
		50	50	21.9	21.9	21.9	21.8	21.9	2.9	22.7	20.2	20.3	20.3	20.4	20.4	0.0	21.0
		100	0	21.9	21.9	21.9	21.9	21.9	2.9	22.7	20.2	20.4	20.3	20.4	20.4	0.0	21.0
	256QAM	1	0	20.1	20.1	20.1	20.0	20.0	4.9	20.7	19.9	20.0	20.0	19.9	20.0	0.3	20.7
		1	49	20.1	20.1	20.0	20.0	20.0	4.9	20.7	20.0	19.9	20.1	20.1	20.0	0.3	20.7
		1	99	20.1	20.1	20.1	20.0	20.1	4.9	20.7	20.1	20.0	19.9	20.0	20.0	0.3	20.7
		50	0	20.1	20.1	20.1	20.0	20.1	4.9	20.7	19.9	19.9	19.9	19.9	20.0	0.3	20.7
		50	24	20.1	20.1	20.1	20.0	20.0	4.9	20.7	20.0	20.0	19.9	20.0	19.9	0.3	20.7
		50	50	20.0	20.1	20.0	20.1	20.1	4.9	20.7	20.0	20.1	20.1	20.1	20.0	0.3	20.7
		100	0	20.1	20.0	20.0	20.1	20.0	4.9	20.7	20.0	20.1	19.9	20.0	20.1	0.3	20.7

BW (MHz)	Mode	RB Allocation	RB offset	Power Mode A (dBm)							Power Mode B (dBm)						
				39750	40185	40620	41055	41490	MPR	Tune-up Limit	39750	40185	40620	41055	41490	MPR	Tune-up Limit
				2506 MHz	2549.5 MHz	2593 MHz	2636.5 MHz	2680 MHz			2506 MHz	2549.5 MHz	2593 MHz	2636.5 MHz	2680 MHz		
15 MHz	QPSK	1	0	24.9	24.9	24.8	24.9	24.9	0.0	25.6	20.2	20.2	20.2	20.3	20.4	0.0	21.0
		1	37	24.8	24.8	24.9	24.9	24.8	0.0	25.6	20.3	20.4	20.3	20.3	20.4	0.0	21.0
		1	74	24.9	24.8	24.8	24.9	24.8	0.0	25.6	20.4	20.3	20.2	20.3	20.4	0.0	21.0
		36	0	23.9	23.9	23.9	23.9	23.9	0.9	24.7	20.4	20.4	20.3	20.2	20.3	0.0	21.0
		36	20	23.8	23.9	23.9	23.9	23.9	0.9	24.7	20.3	20.4	20.3	20.3	20.2	0.0	21.0
		36	39	23.8	23.9	23.9	23.9	23.8	0.9	24.7	20.3	20.3	20.3	20.3	20.4	0.0	21.0
		75	0	23.8	23.9	23.8	23.9	23.8	0.9	24.7	20.4	20.2	20.3	20.4	20.3	0.0	21.0
	16QAM	1	0	23.9	23.9	23.8	23.9	23.9	0.9	24.7	20.2	20.3	20.4	20.3	20.4	0.0	21.0
		1	37	23.8	23.9	23.9	23.9	23.8	0.9	24.7	20.3	20.3	20.3	20.3	20.3	0.0	21.0
		1	74	23.8	23.8	23.8	23.8	23.8	0.9	24.7	20.2	20.3	20.3	20.3	20.3	0.0	21.0
		36	0	22.9	22.9	22.9	22.8	22.9	1.9	23.7	20.4	20.3	20.3	20.3	20.4	0.0	21.0
		36	20	22.8	22.9	22.9	22.9	22.9	1.9	23.7	20.3	20.3	20.4	20.3	20.3	0.0	21.0
		36	39	22.8	22.8	22.8	22.9	22.9	1.9	23.7	20.3	20.3	20.2	20.3	20.3	0.0	21.0
		75	0	22.9	22.9	22.9	22.9	22.9	1.9	23.7	20.2	20.2	20.3	20.4	20.3	0.0	21.0
	64QAM	1	0	22.9	22.9	22.8	22.8	22.8	1.9	23.7	20.3	20.3	20.2	20.3	20.3	0.0	21.0
		1	37	22.9	22.8	22.9	22.8	22.9	1.9	23.7	20.3	20.2	20.3	20.3	20.2	0.0	21.0
		1	74	22.8	22.9	22.9	22.9	22.9	1.9	23.7	20.3	20.2	20.2	20.3	20.4	0.0	21.0
		36	0	21.9	21.9	21.9	21.8	21.8	2.9	22.7	20.4	20.4	20.3	20.3	20.4	0.0	21.0
		36	20	21.9	21.8	21.9	21.8	21.9	2.9	22.7	20.3	20.3	20.3	20.4	20.3	0.0	21.0
		36	39	21.9	21.9	21.9	21.9	21.9	2.9	22.7	20.3	20.3	20.4	20.2	20.3	0.0	21.0
		75	0	21.9	21.9	21.9	21.9	21.9	2.9	22.7	20.3	20.4	20.2	20.3	20.3	0.0	21.0
	256QAM	1	0	20.0	20.1	20.0	20.0	20.1	4.9	20.7	20.1	20.0	20.0	20.0	20.0	0.3	20.7
		1	37	20.0	20.0	20.1	20.1	20.1	4.9	20.7	20.1	20.0	20.0	20.0	20.1	0.3	20.7
		1	74	20.0	20.0	20.1	20.0	20.1	4.9	20.7	20.0	20.0	20.0	20.1	20.0	0.3	20.7
		36	0	20.1	20.0	20.1	20.1	20.0	4.9	20.7	20.0	20.0	19.9	20.0	19.9	0.3	20.7
		36	20	20.0	20.0	20.0	20.1	20.1	4.9	20.7	19.9	20.0	19.9	20.1	20.0	0.3	20.7
		36	39	20.0	20.1	20.1	20.0	20.1	4.9	20.7	20.0	19.9	19.9	20.0	19.9	0.3	20.7
		75	0	20.0	20.1	20.1	20.1	20.1	4.9	20.7	20.1	20.0	20.0	20.0	20.0	0.3	20.7

This report shall not be reproduced without the written approval of UL Verification Services Inc.

LTE Band 41 Power Class 3 Measured Results (ANT3) (continued)

BW (MHz)	Mode	RB Allocation	RB offset	Power Mode A (dBm)							Power Mode B (dBm)						
				39750	40185	40620	41055	41490	MPR	Tune-up Limit	39750	40185	40620	41055	41490	MPR	Tune-up Limit
				2506 MHz	2549.5 MHz	2593 MHz	2636.5 MHz	2680 MHz			2506 MHz	2549.5 MHz	2593 MHz	2636.5 MHz	2680 MHz		
10 MHz	QPSK	1	0	24.9	24.9	24.9	24.9	24.9	0.0	25.6	20.3	20.3	20.4	20.3	20.3	0.0	21.0
		1	25	24.9	24.8	24.9	24.8	24.9	0.0	25.6	20.3	20.3	20.4	20.2	20.2	0.0	21.0
		1	49	24.9	24.8	24.9	24.9	24.9	0.0	25.6	20.3	20.3	20.2	20.2	20.3	0.0	21.0
		25	0	23.9	23.9	23.9	23.9	23.8	0.9	24.7	20.2	20.3	20.3	20.2	20.2	0.0	21.0
		25	12	23.9	23.8	23.8	23.9	23.8	0.9	24.7	20.2	20.3	20.2	20.3	20.3	0.0	21.0
		25	25	23.8	23.9	23.9	23.8	23.9	0.9	24.7	20.3	20.3	20.4	20.3	20.4	0.0	21.0
		50	0	23.9	23.9	23.9	23.9	23.9	0.9	24.7	20.4	20.4	20.4	20.3	20.3	0.0	21.0
	16QAM	1	0	23.9	23.9	23.9	23.9	23.8	0.9	24.7	20.2	20.3	20.2	20.3	20.4	0.0	21.0
		1	25	23.9	23.8	23.9	23.9	23.9	0.9	24.7	20.3	20.3	20.2	20.2	20.3	0.0	21.0
		1	49	23.8	23.8	23.9	23.8	23.8	0.9	24.7	20.2	20.3	20.4	20.3	20.2	0.0	21.0
		25	0	22.8	22.9	22.9	22.8	22.8	1.9	23.7	20.3	20.3	20.2	20.2	20.3	0.0	21.0
		25	12	22.9	22.8	22.9	22.9	22.9	1.9	23.7	20.3	20.3	20.4	20.4	20.4	0.0	21.0
		25	25	22.9	22.9	22.8	22.8	22.8	1.9	23.7	20.3	20.3	20.4	20.3	20.3	0.0	21.0
		50	0	22.9	22.8	22.8	22.9	22.9	1.9	23.7	20.2	20.2	20.3	20.3	20.4	0.0	21.0
	64QAM	1	0	22.9	22.9	22.9	22.8	22.9	1.9	23.7	20.2	20.3	20.2	20.4	20.3	0.0	21.0
		1	25	22.9	22.8	22.8	22.9	22.8	1.9	23.7	20.2	20.2	20.4	20.2	20.2	0.0	21.0
		1	49	22.8	22.8	22.9	22.9	22.9	1.9	23.7	20.3	20.3	20.3	20.3	20.3	0.0	21.0
		25	0	21.9	21.8	21.9	21.9	21.9	2.9	22.7	20.3	20.2	20.4	20.3	20.3	0.0	21.0
		25	12	21.8	21.9	21.8	21.9	21.9	2.9	22.7	20.3	20.3	20.2	20.3	20.4	0.0	21.0
		25	25	21.9	21.9	21.9	21.9	21.9	2.9	22.7	20.4	20.3	20.4	20.3	20.2	0.0	21.0
		50	0	21.8	21.8	21.9	21.8	21.8	2.9	22.7	20.4	20.4	20.3	20.4	20.3	0.0	21.0
	256QAM	1	0	20.0	20.0	20.1	20.0	20.0	4.9	20.7	20.0	20.1	20.1	20.0	20.0	0.3	20.7
		1	25	20.1	20.0	20.1	20.1	20.0	4.9	20.7	20.0	20.0	19.9	20.0	20.0	0.3	20.7
		1	49	20.1	20.1	20.1	20.1	20.0	4.9	20.7	20.1	19.9	19.9	19.9	19.9	0.3	20.7
		25	0	20.0	20.0	20.1	20.0	20.0	4.9	20.7	20.1	19.9	20.0	20.0	20.1	0.3	20.7
		25	12	20.0	20.0	20.0	20.0	20.0	4.9	20.7	20.0	20.0	20.0	20.1	20.0	0.3	20.7
		25	25	20.0	20.0	20.1	20.1	20.0	4.9	20.7	20.0	19.9	20.0	19.9	20.0	0.3	20.7
		50	0	20.1	20.1	20.0	20.1	20.1	4.9	20.7	20.0	20.0	20.0	20.0	20.0	0.3	20.7

BW (MHz)	Mode	RB Allocation	RB offset	Power Mode A (dBm)							Power Mode B (dBm)						
				39750	40185	40620	41055	41490	MPR	Tune-up Limit	39750	40185	40620	41055	41490	MPR	Tune-up Limit
				2506 MHz	2549.5 MHz	2593 MHz	2636.5 MHz	2680 MHz			2506 MHz	2549.5 MHz	2593 MHz	2636.5 MHz	2680 MHz		
5 MHz	QPSK	1	0	24.8	24.7	24.8	24.8	24.8	0.0	25.6	20.3	20.4	20.2	20.2	20.0	0.0	21.0
		1	12	24.8	24.8	24.8	24.7	24.8	0.0	25.6	20.2	20.3	20.4	20.3	20.2	0.0	21.0
		1	24	24.8	24.8	24.8	24.8	24.7	0.0	25.6	20.3	20.3	20.3	20.3	20.1	0.0	21.0
		12	0	23.7	23.7	23.7	23.8	23.8	0.9	24.7	20.2	20.2	20.3	20.4	20.1	0.0	21.0
		12	7	23.8	23.8	23.8	23.8	23.8	0.9	24.7	20.3	20.4	20.4	20.4	20.2	0.0	21.0
		12	13	23.7	23.8	23.7	23.7	23.8	0.9	24.7	20.2	20.3	20.3	20.2	20.1	0.0	21.0
		25	0	23.8	23.7	23.8	23.8	23.8	0.9	24.7	20.2	20.3	20.3	20.3	20.1	0.0	21.0
	16QAM	1	0	23.7	23.8	23.8	23.7	23.8	0.9	24.7	20.4	20.3	20.3	20.4	20.0	0.0	21.0
		1	12	23.8	23.7	23.8	23.7	23.8	0.9	24.7	20.3	20.3	20.3	20.2	20.1	0.0	21.0
		1	24	23.8	23.7	23.8	23.7	23.8	0.9	24.7	20.3	20.3	20.4	20.4	20.1	0.0	21.0
		12	0	22.8	22.8	22.8	22.8	22.8	1.9	23.7	20.2	20.2	20.3	20.3	20.1	0.0	21.0
		12	7	22.7	22.8	22.8	22.8	22.8	1.9	23.7	20.3	20.3	20.4	20.2	20.1	0.0	21.0
		12	13	22.8	22.7	22.8	22.8	22.7	1.9	23.7	20.3	20.3	20.4	20.3	20.1	0.0	21.0
		25	0	22.7	22.8	22.8	22.7	22.8	1.9	23.7	20.3	20.2	20.3	20.4	20.2	0.0	21.0
	64QAM	1	0	22.8	22.8	22.8	22.8	22.8	1.9	23.7	20.4	20.2	20.4	20.3	20.1	0.0	21.0
		1	12	22.7	22.7	22.7	22.7	22.8	1.9	23.7	20.2	20.3	20.4	20.4	20.2	0.0	21.0
		1	24	22.7	22.8	22.7	22.7	22.7	1.9	23.7	20.2	20.3	20.4	20.3	20.2	0.0	21.0
		12	0	21.7	21.8	21.7	21.7	21.7	2.9	22.7	20.3	20.3	20.3	20.3	20.1	0.0	21.0
		12	7	21.8	21.7	21.7	21.7	21.8	2.9	22.7	20.3	20.3	20.3	20.3	20.2	0.0	21.0
		12	13	21.8	21.8	21.8	21.8	21.7	2.9	22.7	20.4	20.3	20.3	20.4	20.2	0.0	21.0
		25	0	21.7	21.7	21.8	21.7	21.7	2.9	22.7	20.3	20.2	20.3	20.2	20.2	0.0	21.0
	256QAM	1	0	20.0	20.0	19.9	20.0	20.0	4.9	20.7	20.0	20.1	20.1	20.1	20.0	0.3	20.7
		1	12	20.0	19.9	20.0	20.0	19.9	4.9	20.7	20.1	19.9	20.1	20.0	20.1	0.3	20.7
		1	24	19.9	19.9	19.9	19.9	19.9	4.9	20.7	20.1	19.9	20.0	20.0	19.9	0.3	20.7
		12	0	19.9	20.0	20.0	19.9	20.0	4.9	20.7	20.0	20.0	20.1	19.9	19.9	0.3	20.7
		12	7	20.0	20.0	19.9	19.9	19.9	4.9	20.7	20.0	20.0	19.9	19.9	20.0	0.3	20.7
		12	13	20.0	20.0	20.0	20.0	19.9	4.9	20.7	20.1	20.0	20.1	19.9	20.0	0.3	20.7
		25	0	19.9	20.0	20.0	19.9	19.9	4.9	20.7	20.1	20.0	20.1	20.0	20.0	0.3	20.7

This report shall not be reproduced without the written approval of UL Verification Services Inc.

LTE Band 41 Power Class 3 Measured Results (ANT4)

BW (MHz)	Mode	RB Allocation	RB offset	Power Mode A (dBm)							Power Mode B (dBm)						
				39750	40185	40620	41055	41490	MPR	Tune-up Limit	39750	40185	40620	41055	41490	MPR	Tune-up Limit
				2506 MHz	2549.5 MHz	2593 MHz	2636.5 MHz	2680 MHz			2506 MHz	2549.5 MHz	2593 MHz	2636.5 MHz	2680 MHz		
20 MHz	QPSK	1	0	18.3	18.7	18.6	18.4	18.4	0	19.5	19.3	19.4	19.3	19.3	19.2	0	19.7
		1	49	18.7	18.7	18.7	18.5	18.7	0	19.5	19.3	19.4	19.4	19.3	19.2	0	19.7
		1	99	18.7	18.6	18.5	18.4	18.4	0	19.5	19.3	19.4	19.2	19.2	19.2	0	19.7
		50	0	18.6	18.8	18.6	18.5	18.6	0	19.5	19.3	19.3	19.3	19.3	19.3	0	19.7
		50	24	18.8	18.8	18.8	18.7	18.8	0	19.5	19.3	19.3	19.3	19.3	19.3	0	19.7
		50	50	18.7	18.7	18.5	18.3	18.7	0	19.5	19.3	19.3	19.2	19.2	19.2	0	19.7
		100	0	18.6	18.7	18.6	18.4	18.4	0	19.5	19.3	19.3	19.3	19.3	19.3	0	19.7
	16QAM	1	0	18.4	18.8	18.8	18.5	18.4	0	19.5	19.3	19.4	19.4	19.3	19.4	0	19.7
		1	49	18.8	18.8	18.7	18.5	18.5	0	19.5	19.3	19.3	19.3	19.4	19.3	0	19.7
		1	99	18.5	18.7	18.7	18.4	18.4	0	19.5	19.3	19.3	19.4	19.2	19.3	0	19.7
		50	0	18.6	18.8	18.6	18.5	18.4	0	19.5	19.3	19.4	19.3	19.3	19.3	0	19.7
		50	24	18.8	18.7	18.6	18.4	18.5	0	19.5	19.3	19.3	19.3	19.3	19.3	0	19.7
		50	50	18.8	18.7	18.5	18.3	18.4	0	19.5	19.3	19.4	19.2	19.2	19.2	0	19.7
		100	0	18.7	18.7	18.6	18.4	18.4	0	19.5	19.3	19.4	19.3	19.2	19.3	0	19.7
	64QAM	1	0	18.3	18.7	18.7	18.4	18.5	0	19.5	19.3	19.4	19.3	19.2	19.3	0	19.7
		1	49	18.7	18.8	18.6	18.3	18.5	0	19.5	19.3	19.4	19.3	19.1	19.3	0	19.7
		1	99	18.7	18.7	18.5	18.2	18.5	0	19.5	19.3	19.4	19.3	19.0	19.4	0	19.7
		50	0	18.6	18.8	18.6	18.4	18.5	0	19.5	19.3	19.3	19.3	19.2	19.3	0	19.7
		50	24	18.8	18.8	18.6	18.4	18.5	0	19.5	19.4	19.4	19.3	19.2	19.3	0	19.7
		50	50	18.8	18.7	18.5	18.3	18.4	0	19.5	19.3	19.3	19.3	19.1	19.2	0	19.7
		100	0	18.7	18.7	18.6	18.4	18.4	0	19.5	19.3	19.3	19.3	19.2	19.3	0	19.7
	256QAM	1	0	18.3	18.8	18.6	18.4	18.4	0	19.5	19.3	19.4	19.2	19.3	19.3	0	19.7
		1	49	18.7	18.8	18.4	18.4	18.4	0	19.5	19.3	19.4	19.3	19.2	19.3	0	19.7
		1	99	18.7	18.7	18.4	18.4	18.3	0	19.5	19.4	19.4	19.3	19.1	19.2	0	19.7
		50	0	18.6	18.8	18.6	18.4	18.4	0	19.5	19.3	19.4	19.3	19.2	19.3	0	19.7
		50	24	18.7	18.7	18.6	18.4	18.4	0	19.5	19.3	19.3	19.3	19.2	19.3	0	19.7
		50	50	18.7	18.7	18.5	18.3	18.4	0	19.5	19.3	19.4	19.3	19.1	19.2	0	19.7
		100	0	18.7	18.7	18.6	18.4	18.4	0	19.5	19.3	19.4	19.3	19.2	19.3	0	19.7

BW (MHz)	Mode	RB Allocation	RB offset	Power Mode A (dBm)							Power Mode B (dBm)						
				39750	40185	40620	41055	41490	MPR	Tune-up Limit	39750	40185	40620	41055	41490	MPR	Tune-up Limit
				2506 MHz	2549.5 MHz	2593 MHz	2636.5 MHz	2680 MHz			2506 MHz	2549.5 MHz	2593 MHz	2636.5 MHz	2680 MHz		
15 MHz	QPSK	1	0	18.4	18.8	18.6	18.4	18.5	0	19.5	19.3	19.2	19.3	19.1	19.1	0	19.7
		1	37	18.7	18.7	18.5	18.4	18.4	0	19.5	19.2	19.2	19.2	19.1	19.1	0	19.7
		1	74	18.7	18.6	18.4	18.3	18.4	0	19.5	19.2	19.4	19.1	19.1	19.0	0	19.7
		36	0	18.6	18.8	18.6	18.4	18.4	0	19.5	19.3	19.2	19.3	19.1	19.1	0	19.7
		36	20	18.7	18.7	18.5	18.4	18.4	0	19.5	19.2	19.2	19.3	19.1	19.1	0	19.7
		36	39	18.7	18.7	18.4	18.4	18.4	0	19.5	19.2	19.2	19.2	19.1	19.0	0	19.7
		75	0	18.7	18.7	18.5	18.4	18.4	0	19.5	19.3	19.2	19.2	19.1	19.1	0	19.7
	16QAM	1	0	18.4	18.8	18.5	18.5	18.4	0	19.5	19.3	19.2	19.2	19.1	19.2	0	19.7
		1	37	18.8	18.8	18.4	18.3	18.4	0	19.5	19.3	19.2	19.2	19.0	19.2	0	19.7
		1	74	18.8	18.6	18.4	18.4	18.4	0	19.5	19.2	19.4	19.1	19.0	19.1	0	19.7
		36	0	18.6	18.8	18.6	18.4	18.4	0	19.5	19.2	19.2	19.3	19.1	19.1	0	19.7
		36	20	18.7	18.7	18.5	18.4	18.4	0	19.5	19.2	19.2	19.3	19.1	19.1	0	19.7
		36	39	18.7	18.7	18.4	18.4	18.3	0	19.5	19.2	19.2	19.2	19.1	19.0	0	19.7
		75	0	18.7	18.7	18.5	18.4	18.4	0	19.5	19.3	19.2	19.3	19.1	19.1	0	19.7
	64QAM	1	0	18.4	18.7	18.6	18.3	18.4	0	19.5	19.2	19.3	19.3	19.2	19.1	0	19.7
		1	37	18.7	18.7	18.4	18.3	18.4	0	19.5	19.1	19.4	19.3	19.0	19.1	0	19.7
		1	74	18.6	18.6	18.4	18.1	18.4	0	19.5	19.1	19.3	19.2	19.0	19.0	0	19.7
		36	0	18.6	18.8	18.6	18.3	18.4	0	19.5	19.2	19.3	19.3	19.1	19.1	0	19.7
		36	20	18.7	18.7	18.5	18.3	18.4	0	19.5	19.2	19.4	19.3	19.1	19.1	0	19.7
		36	39	18.7	18.7	18.5	18.3	18.3	0	19.5	19.1	19.4	19.2	19.1	19.0	0	19.7
		75	0	18.7	18.7	18.6	18.4	18.4	0	19.5	19.2	19.4	19.3	19.1	19.1	0	19.7
	256QAM	1	0	18.5	18.8	18.6	18.4	18.3	0	19.5	19.2	19.4	19.2	19.1	19.1	0	19.7
		1	37	18.7	18.6	18.4	18.3	18.3	0	19.5	19.1	19.3	19.2	19.0	19.1	0	19.7
		1	74	18.8	18.6	18.3	18.3	18.2	0	19.5	19.1	19.3	19.1	18.9	18.9	0	19.7
		36	0	18.6	18.8	18.6	18.3	18.4	0	19.5	19.2	19.2	19.3	19.1	19.1	0	19.7
		36	20	18.7	18.7	18.5	18.3	18.4	0	19.5	19.2	19.4	19.3	19.1	19.1	0	19.7
		36	39	18.7	18.7	18.4	18.3	18.3	0	19.5	19.1	19.4	19.2	19.1	19.0	0	19.7
		75	0	18.7	18.7	18.5	18.3	18.4	0	19.5	19.2	19.4	19.3	19.1	19.1	0	19.7

This report shall not be reproduced without the written approval of UL Verification Services Inc.

LTE Band 41 Power Class 3 Measured Results (ANT4) (continued)

BW (MHz)	Mode	RB Allocation	RB offset	Power Mode A (dBm)							Power Mode B (dBm)						
				39750	40185	40620	41055	41490	MPR	Tune-up Limit	39750	40185	40620	41055	41490	MPR	Tune-up Limit
				2506 MHz	2549.5 MHz	2593 MHz	2636.5 MHz	2680 MHz			2506 MHz	2549.5 MHz	2593 MHz	2636.5 MHz	2680 MHz		
10 MHz	QPSK	1	0	18.7	18.8	18.7	18.5	18.5	0	19.5	19.2	19.2	19.3	19.2	19.2	0	19.7
		1	25	18.8	18.8	18.7	18.5	18.5	0	19.5	19.3	19.2	19.4	19.2	19.2	0	19.7
		1	49	18.8	18.7	18.5	18.4	18.5	0	19.5	19.3	19.1	19.2	19.1	19.1	0	19.7
		25	0	18.8	18.8	18.6	18.5	18.5	0	19.5	19.2	19.3	19.4	19.2	19.2	0	19.7
		25	12	18.8	18.8	18.7	18.5	18.6	0	19.5	19.3	19.2	19.4	19.2	19.2	0	19.7
		25	25	18.8	18.8	18.7	18.5	18.6	0	19.5	19.3	19.2	19.4	19.2	19.2	0	19.7
		50	0	18.8	18.8	18.6	18.5	18.6	0	19.5	19.3	19.2	19.4	19.2	19.2	0	19.7
	16QAM	1	0	18.8	18.7	18.6	18.5	18.3	0	19.5	19.2	19.2	19.2	19.0	19.2	0	19.7
		1	25	18.7	18.7	18.5	18.5	18.4	0	19.5	19.3	19.2	19.2	19.0	19.3	0	19.7
		1	49	18.5	18.8	18.5	18.4	18.4	0	19.5	19.3	19.0	19.1	19.0	19.2	0	19.7
		25	0	18.8	18.8	18.7	18.5	18.5	0	19.5	19.3	19.3	19.3	19.2	19.2	0	19.7
		25	12	18.6	18.8	18.7	18.6	18.6	0	19.5	19.3	19.2	19.4	19.2	19.3	0	19.7
		25	25	18.8	18.8	18.7	18.6	18.6	0	19.5	19.3	19.2	19.4	19.2	19.3	0	19.7
		50	0	18.8	18.8	18.7	18.5	18.6	0	19.5	19.3	19.2	19.4	19.2	19.2	0	19.7
	64QAM	1	0	18.6	18.8	18.5	18.4	18.5	0	19.5	19.1	19.2	19.3	19.2	19.1	0	19.7
		1	25	18.8	18.8	18.5	18.4	18.5	0	19.5	19.2	19.3	19.3	19.2	19.2	0	19.7
		1	49	18.8	18.7	18.4	18.3	18.4	0	19.5	19.2	19.1	19.1	19.0	19.1	0	19.7
		25	0	18.8	18.8	18.7	18.5	18.5	0	19.5	19.2	19.2	19.3	19.2	19.2	0	19.7
		25	12	18.7	18.8	18.7	18.5	18.6	0	19.5	19.3	19.2	19.4	19.2	19.2	0	19.7
		25	25	18.8	18.8	18.7	18.5	18.5	0	19.5	19.2	19.2	19.4	19.2	19.3	0	19.7
		50	0	18.7	18.8	18.7	18.5	18.5	0	19.5	19.3	19.1	19.4	19.2	19.2	0	19.7
	256QAM	1	0	18.7	18.8	18.5	18.4	18.4	0	19.5	19.1	19.1	19.4	19.2	19.1	0	19.7
		1	25	18.8	18.8	18.6	18.4	18.4	0	19.5	19.2	19.2	19.4	19.2	19.2	0	19.7
		1	49	18.7	18.7	18.4	18.2	18.2	0	19.5	19.2	19.0	19.2	19.0	19.0	0	19.7
		25	0	18.8	18.8	18.6	18.5	18.5	0	19.5	19.2	19.3	19.4	19.1	19.2	0	19.7
		25	12	18.8	18.8	18.7	18.5	18.5	0	19.5	19.3	19.2	19.4	19.2	19.2	0	19.7
		25	25	18.8	18.8	18.7	18.5	18.5	0	19.5	19.3	19.2	19.4	19.2	19.2	0	19.7
		50	0	18.7	18.8	18.6	18.5	18.5	0	19.5	19.3	19.2	19.4	19.1	19.2	0	19.7

BW (MHz)	Mode	RB Allocation	RB offset	Power Mode A (dBm)							Power Mode B (dBm)						
				39750	40185	40620	41055	41490	MPR	Tune-up Limit	39750	40185	40620	41055	41490	MPR	Tune-up Limit
				2506 MHz	2549.5 MHz	2593 MHz	2636.5 MHz	2680 MHz			2506 MHz	2549.5 MHz	2593 MHz	2636.5 MHz	2680 MHz		
5 MHz	QPSK	1	0	18.8	18.8	18.6	18.4	18.4	0	19.5	19.2	19.1	19.3	19.1	19.2	0	19.7
		1	12	18.7	18.7	18.7	18.4	18.5	0	19.5	19.3	19.2	19.4	19.2	19.3	0	19.7
		1	24	18.8	18.8	18.6	18.5	18.4	0	19.5	19.2	19.2	19.3	19.2	19.2	0	19.7
		12	0	18.8	18.7	18.6	18.5	18.5	0	19.5	19.2	19.2	19.3	19.2	19.2	0	19.7
		12	7	18.7	18.8	18.7	18.5	18.5	0	19.5	19.3	19.2	19.4	19.2	19.3	0	19.7
		12	13	18.8	18.8	18.6	18.5	18.4	0	19.5	19.2	19.2	19.3	19.2	19.3	0	19.7
		25	0	18.8	18.8	18.6	18.5	18.5	0	19.5	19.3	19.2	19.3	19.2	19.3	0	19.7
	16QAM	1	0	18.7	18.7	18.8	18.4	18.4	0	19.5	19.3	19.1	19.3	19.1	19.2	0	19.7
		1	12	18.7	18.7	18.8	18.5	18.5	0	19.5	19.4	19.3	19.3	19.2	19.3	0	19.7
		1	24	18.8	18.7	18.7	18.4	18.5	0	19.5	19.4	19.2	19.3	19.2	19.2	0	19.7
		12	0	18.8	18.7	18.6	18.5	18.4	0	19.5	19.2	19.2	19.2	19.1	19.3	0	19.7
		12	7	18.8	18.7	18.6	18.5	18.5	0	19.5	19.3	19.2	19.3	19.2	19.3	0	19.7
		12	13	18.8	18.8	18.6	18.5	18.4	0	19.5	19.2	19.1	19.2	19.2	19.2	0	19.7
		25	0	18.9	18.7	18.6	18.4	18.4	0	19.5	19.3	19.2	19.4	19.2	19.2	0	19.7
	64QAM	1	0	18.7	18.8	18.6	18.5	18.5	0	19.5	19.2	19.2	19.2	19.2	19.2	0	19.7
		1	12	18.8	18.7	18.7	18.5	18.6	0	19.5	19.3	19.3	19.2	19.3	19.3	0	19.7
		1	24	18.7	18.8	18.6	18.5	18.6	0	19.5	19.3	19.3	19.2	19.3	19.2	0	19.7
		12	0	18.8	18.7	18.6	18.5	18.5	0	19.5	19.2	19.2	19.3	19.2	19.2	0	19.7
		12	7	18.8	18.8	18.6	18.5	18.5	0	19.5	19.3	19.2	19.3	19.2	19.3	0	19.7
		12	13	18.7	18.8	18.6	18.5	18.5	0	19.5	19.2	19.2	19.2	19.2	19.2	0	19.7
		25	0	18.8	18.7	18.6	18.5	18.5	0	19.5	19.2	19.2	19.3	19.2	19.2	0	19.7
	256QAM	1	0	18.7	18.8	18.5	18.4	18.4	0	19.5	19.2	19.2	19.2	19.2	19.1	0	19.7
		1	12	18.7	18.7	18.6	18.5	18.5	0	19.5	19.3	19.3	19.3	19.3	19.2	0	19.7
		1	24	18.8	18.7	18.4	18.5	18.4	0	19.5	19.3	19.2	19.2	19.2	19.1	0	19.7
		12	0	18.8	18.6	18.6	18.5	18.5	0	19.5	19.2	19.3	19.3	19.2	19.2	0	19.7
		12	7	18.8	18.8	18.6	18.5	18.5	0	19.5	19.3	19.2	19.3	19.2	19.2	0	19.7
		12	13	18.7	18.8	18.5	18.4	18.5	0	19.5	19.2	19.2	19.3	19.2	19.2	0	19.7
		25	0	18.8	18.8	18.6	18.4	18.5	0	19.5	19.3	19.2	19.3	19.2	19.2	0	19.7

This report shall not be reproduced without the written approval of UL Verification Services Inc.

LTE Band 48 Measured Results (ANT7)

BW (MHz)	Mode	RB Allocation	RB offset	Power Mode A (dBm)						Power Mode B (dBm)					
				55340	55773	56207	56640	MPR	Tune-up Limit	55340	55773	56207	56640	MPR	Tune-up Limit
				3560 MHz	3603.3 MHz	3646.7 MHz	3690 MHz			3560 MHz	3603.3 MHz	3646.7 MHz	3690 MHz		
20 MHz	QPSK	1	0	25.2	25.1	25.0	25.2	0	25.3	22.0	21.9	22.0	21.8	0	22.4
		1	49	25.3	25.2	25.3	25.3	0	25.3	22.0	21.9	22.0	21.9	0	22.4
		1	99	25.3	25.2	25.1	25.2	0	25.3	22.0	21.8	22.0	21.8	0	22.4
		50	0	24.3	24.3	24.3	24.2	0.3	25.0	22.0	21.9	22.0	21.8	0	22.4
		50	24	24.4	24.3	24.4	24.3	0.3	25.0	22.1	21.9	22.0	21.9	0	22.4
		50	50	24.3	24.3	24.4	24.2	0.3	25.0	22.1	21.9	22.0	21.9	0	22.4
		100	0	24.3	24.2	24.1	24.2	0.3	25.0	22.0	21.9	22.0	21.8	0	22.4
	16QAM	1	0	24.2	24.1	24.0	24.0	0.3	25.0	22.0	21.9	21.8	21.7	0	22.4
		1	49	24.3	24.2	24.1	24.3	0.3	25.0	22.0	22.0	22.0	21.8	0	22.4
		1	99	24.2	24.1	23.9	24.0	0.3	25.0	22.0	21.9	21.9	21.7	0	22.4
		50	0	23.2	23.1	22.9	23.0	1.3	24.0	21.9	21.8	21.9	21.7	0	22.4
		50	24	23.2	23.1	23.0	23.0	1.3	24.0	21.9	21.9	22.0	21.7	0	22.4
		50	50	23.3	23.1	23.1	23.1	1.3	24.0	22.0	21.9	22.0	21.8	0	22.4
		100	0	23.2	23.1	23.0	23.0	1.3	24.0	22.0	21.8	22.0	21.7	0	22.4
	64QAM	1	0	22.9	23.0	23.0	22.9	1.3	24.0	21.8	21.8	22.0	21.7	0	22.4
		1	49	23.1	23.1	23.2	23.1	1.3	24.0	22.0	21.8	22.0	22.0	0	22.4
		1	99	23.1	22.9	23.0	22.9	1.3	24.0	22.0	21.8	21.8	21.8	0	22.4
		50	0	22.1	22.0	21.9	21.9	2.3	23.0	21.9	21.8	21.9	21.7	0	22.4
		50	24	22.2	22.1	22.1	22.0	2.3	23.0	22.0	21.9	22.0	21.8	0	22.4
		50	50	22.2	22.1	22.1	22.1	2.3	23.0	22.0	21.9	22.0	21.9	0	22.4
		100	0	22.1	22.1	22.1	22.0	2.3	23.0	22.0	21.9	22.0	21.8	0	22.4
	256QAM	1	0	20.1	20.1	20.0	20.0	4.3	21.0	20.2	20.2	20.4	20.0	1.4	21.0
		1	49	20.0	20.0	20.0	20.1	4.3	21.0	20.2	20.1	20.4	20.1	1.4	21.0
		1	99	20.1	20.1	20.1	20.1	4.3	21.0	20.2	20.2	20.5	20.1	1.4	21.0
		50	0	20.1	20.0	19.9	19.9	4.3	21.0	20.1	20.0	20.3	19.9	1.4	21.0
		50	24	20.1	20.1	20.0	20.0	4.3	21.0	20.2	20.1	20.5	20.0	1.4	21.0
		50	50	20.2	20.1	20.0	20.1	4.3	21.0	20.2	20.1	20.4	20.1	1.4	21.0
		100	0	20.1	20.1	20.0	20.0	4.3	21.0	20.1	20.1	20.4	20.0	1.4	21.0

BW (MHz)	Mode	RB Allocation	RB offset	Power Mode A (dBm)						Power Mode B (dBm)					
				55315	55765	56215	56665	MPR	Tune-up Limit	55315	55765	56215	56665	MPR	Tune-up Limit
				3557.5 MHz	3602.5 MHz	3647.5 MHz	3692.5 MHz			3557.5 MHz	3602.5 MHz	3647.5 MHz	3692.5 MHz		
15 MHz	QPSK	1	0	25.1	25.0	24.9	24.9	0	25.3	21.9	21.7	21.8	21.6	0	22.4
		1	37	25.2	25.0	25.0	25.0	0	25.3	22.0	21.8	21.9	21.7	0	22.4
		1	74	25.1	24.9	24.9	25.0	0	25.3	21.9	21.7	21.9	21.7	0	22.4
		36	0	24.2	24.1	23.9	24.0	0.3	25.0	21.9	21.7	21.9	21.7	0	22.4
		36	20	24.2	24.1	24.0	24.1	0.3	25.0	21.9	21.8	22.0	21.7	0	22.4
		36	39	24.2	24.1	24.0	24.1	0.3	25.0	22.0	21.8	22.0	21.8	0	22.4
		75	0	24.2	24.1	24.0	24.0	0.3	25.0	21.9	21.8	21.9	21.7	0	22.4
	16QAM	1	0	24.1	23.9	23.9	24.0	0.3	25.0	21.9	21.6	21.9	21.6	0	22.4
		1	37	24.2	24.0	24.0	24.0	0.3	25.0	21.9	21.6	21.9	21.7	0	22.4
		1	74	24.3	23.8	24.0	24.0	0.3	25.0	21.9	21.7	21.9	21.7	0	22.4
		36	0	23.2	23.0	22.9	23.0	1.3	24.0	21.9	21.8	21.9	21.7	0	22.4
		36	20	23.2	23.1	23.0	23.1	1.3	24.0	21.9	21.8	21.9	21.8	0	22.4
		36	39	23.2	23.1	23.0	23.1	1.3	24.0	22.0	21.8	22.0	21.8	0	22.4
		75	0	23.2	23.1	23.0	23.1	1.3	24.0	21.9	21.8	22.0	21.8	0	22.4
	64QAM	1	0	23.0	22.9	22.8	23.3	1.3	24.0	21.9	21.9	21.9	21.7	0	22.4
		1	37	23.0	23.0	23.0	23.2	1.3	24.0	21.9	21.9	21.9	21.8	0	22.4
		1	74	23.1	23.0	23.0	23.3	1.3	24.0	21.8	21.8	21.9	21.7	0	22.4
		36	0	22.1	22.0	21.9	22.2	2.3	23.0	21.9	21.8	21.9	21.8	0	22.4
		36	20	22.1	22.0	22.0	22.3	2.3	23.0	21.9	21.9	22.0	21.9	0	22.4
		36	39	22.2	22.0	22.0	22.3	2.3	23.0	21.9	21.9	22.0	21.9	0	22.4
		75	0	22.1	22.0	22.0	22.3	2.3	23.0	21.9	21.9	22.0	21.9	0	22.4
	256QAM	1	0	20.0	19.9	19.9	20.2	4.3	21.0	20.1	20.1	20.3	19.9	1.4	21.0
		1	37	20.1	19.9	20.0	20.2	4.3	21.0	20.0	20.0	20.5	19.9	1.4	21.0
		1	74	20.1	20.0	20.1	20.1	4.3	21.0	20.2	20.1	20.4	20.1	1.4	21.0
		36	0	20.1	20.0	19.9	20.3	4.3	21.0	20.1	20.0	20.3	20.0	1.4	21.0
		36	20	20.1	20.0	20.0	20.3	4.3	21.0	20.1	20.0	20.4	20.1	1.4	21.0
		36	39	20.1	20.1	20.0	20.3	4.3	21.0	20.1	20.1	20.4	20.1	1.4	21.0
		75	0	20.1	20.0	20.0	20.3	4.3	21.0	20.1	20.0	20.4	20.1	1.4	21.0

This report shall not be reproduced without the written approval of UL Verification Services Inc.

LTE Band 48 Measured Results (ANT7) (continued)

BW (MHz)	Mode	RB Allocation	RB offset	Power Mode A (dBm)						Power Mode B (dBm)					
				55290	55757	56223	56690	MPR	Tune-up Limit	55290	55757	56223	56690	MPR	Tune-up Limit
				3555 MHz	3601.7 MHz	3648.3 MHz	3695 MHz			3555 MHz	3601.7 MHz	3648.3 MHz	3695 MHz		
10 MHz	QPSK	1	0	25.3	25.1	25.1	25.1	0	25.3	22.0	21.9	22.0	21.8	0	22.4
		1	25	25.3	25.1	25.1	25.2	0	25.3	22.0	21.8	22.0	21.9	0	22.4
		1	49	25.3	25.1	25.1	25.2	0	25.3	22.0	21.8	22.0	21.8	0	22.4
		25	0	24.3	24.2	24.1	24.1	0.3	25.0	22.0	21.9	22.0	21.8	0	22.4
		25	12	24.4	24.2	24.1	24.2	0.3	25.0	22.0	21.9	22.0	21.9	0	22.4
		25	25	24.4	24.2	24.2	24.2	0.3	25.0	22.0	21.9	22.0	21.9	0	22.4
		50	0	24.4	24.2	24.1	24.1	0.3	25.0	22.0	21.9	22.0	21.8	0	22.4
	16QAM	1	0	24.3	24.3	24.2	24.1	0.3	25.0	22.0	21.8	22.0	21.9	0	22.4
		1	25	24.4	24.3	24.3	24.1	0.3	25.0	22.0	21.8	22.0	21.8	0	22.4
		1	49	24.3	24.2	24.2	24.1	0.3	25.0	22.0	21.9	22.0	21.9	0	22.4
		25	0	23.3	23.2	23.1	23.1	1.3	24.0	22.0	21.9	22.0	21.9	0	22.4
		25	12	23.3	23.2	23.1	23.2	1.3	24.0	22.0	21.9	22.0	21.9	0	22.4
		25	25	23.4	23.2	23.1	23.2	1.3	24.0	22.0	21.9	22.0	22.0	0	22.4
		50	0	23.3	23.2	23.1	23.1	1.3	24.0	22.0	21.9	22.0	21.8	0	22.4
	64QAM	1	0	23.3	23.1	23.1	23.2	1.3	24.0	22.0	21.8	22.0	21.9	0	22.4
		1	25	23.2	23.1	23.1	23.4	1.3	24.0	22.0	21.9	22.0	22.0	0	22.4
		1	49	23.3	23.2	23.1	23.3	1.3	24.0	22.0	21.8	22.0	21.9	0	22.4
		25	0	22.2	22.2	22.1	22.1	2.3	23.0	22.0	21.9	22.0	21.9	0	22.4
		25	12	22.3	22.2	22.1	22.2	2.3	23.0	22.0	21.9	22.0	21.9	0	22.4
		25	25	22.3	22.2	22.2	22.2	2.3	23.0	22.0	21.9	22.0	22.0	0	22.4
		50	0	22.3	22.2	22.1	22.1	2.3	23.0	22.0	21.9	22.0	21.9	0	22.4
	256QAM	1	0	20.2	20.1	20.0	20.1	4.3	21.0	20.2	20.1	20.4	20.1	1.4	21.0
		1	25	20.2	20.2	20.2	20.2	4.3	21.0	20.2	20.1	20.4	20.1	1.4	21.0
		1	49	20.1	20.1	20.0	20.1	4.3	21.0	20.1	20.0	20.4	20.1	1.4	21.0
		25	0	20.3	20.2	20.1	20.1	4.3	21.0	20.2	20.1	20.5	20.1	1.4	21.0
		25	12	20.3	20.2	20.1	20.2	4.3	21.0	20.3	20.1	20.5	20.2	1.4	21.0
		25	25	20.3	20.2	20.2	20.2	4.3	21.0	20.3	20.1	20.6	20.2	1.4	21.0
		50	0	20.3	20.2	20.2	20.2	4.3	21.0	20.3	20.1	20.5	20.1	1.4	21.0

BW (MHz)	Mode	RB Allocation	RB offset	Power Mode A (dBm)						Power Mode B (dBm)					
				55265	55748	56232	56715	MPR	Tune-up Limit	55265	55748	56232	56715	MPR	Tune-up Limit
				3552.5 MHz	3600.8 MHz	3649.2 MHz	3697.5 MHz			3552.5 MHz	3600.8 MHz	3649.2 MHz	3697.5 MHz		
5 MHz	QPSK	1	0	25.2	25.1	25.0	25.2	0	25.3	21.8	21.8	21.9	21.8	0	22.4
		1	12	25.3	25.2	25.2	25.3	0	25.3	21.9	21.9	22.0	21.9	0	22.4
		1	24	25.3	25.2	25.1	25.2	0	25.3	21.9	21.8	22.0	21.8	0	22.4
		12	0	24.3	24.2	24.1	24.2	0.3	25.0	22.0	21.9	22.0	21.9	0	22.4
		12	7	24.4	24.2	24.2	24.2	0.3	25.0	22.0	21.9	22.0	22.0	0	22.4
		12	13	24.3	24.2	24.2	24.2	0.3	25.0	22.0	21.9	22.0	21.9	0	22.4
		25	0	24.3	24.2	24.1	24.2	0.3	25.0	22.0	21.9	22.0	21.9	0	22.4
	16QAM	1	0	24.2	24.3	24.0	24.2	0.3	25.0	21.9	22.0	22.0	21.9	0	22.4
		1	12	24.3	24.4	24.2	24.3	0.3	25.0	22.0	22.0	22.0	22.0	0	22.4
		1	24	24.3	24.3	24.2	24.2	0.3	25.0	22.0	22.0	22.0	21.9	0	22.4
		12	0	23.3	23.2	23.1	23.3	1.3	24.0	22.0	21.9	22.0	22.0	0	22.4
		12	7	23.4	23.2	23.1	23.3	1.3	24.0	22.0	21.9	22.0	22.0	0	22.4
		12	13	23.3	23.1	23.1	23.3	1.3	24.0	22.0	21.9	22.0	22.0	0	22.4
		25	0	23.3	23.2	23.0	23.3	1.3	24.0	22.0	21.9	22.0	22.0	0	22.4
	64QAM	1	0	23.2	23.2	23.1	23.1	1.3	24.0	22.0	21.9	21.9	21.9	0	22.4
		1	12	23.3	23.2	23.2	23.2	1.3	24.0	22.0	21.9	22.0	22.0	0	22.4
		1	24	23.3	23.2	23.2	23.2	1.3	24.0	22.0	21.9	22.0	22.0	0	22.4
		12	0	22.3	22.2	22.1	22.1	2.3	23.0	22.0	22.0	22.0	22.0	0	22.4
		12	7	22.3	22.2	22.2	22.1	2.3	23.0	22.0	22.0	22.0	22.0	0	22.4
		12	13	22.3	22.1	22.1	22.1	2.3	23.0	22.0	22.0	22.0	22.0	0	22.4
		25	0	22.3	22.2	22.1	22.1	2.3	23.0	22.0	22.0	22.0	22.0	0	22.4
	256QAM	1	0	20.2	20.1	20.0	20.1	4.3	21.0	20.2	20.1	20.4	20.1	1.4	21.0
		1	12	20.3	20.2	20.2	20.2	4.3	21.0	20.2	20.2	20.6	20.2	1.4	21.0
		1	24	20.3	20.1	20.2	20.1	4.3	21.0	20.2	20.2	20.5	20.2	1.4	21.0
		12	0	20.3	20.2	20.1	20.1	4.3	21.0	20.3	20.2	20.5	20.2	1.4	21.0
		12	7	20.4	20.2	20.2	20.1	4.3	21.0	20.3	20.2	20.6	20.2	1.4	21.0
		12	13	20.3	20.1	20.2	20.1	4.3	21.0	20.3	20.2	20.6	20.2	1.4	21.0
		25	0	20.3	20.2	20.1	20.2	4.3	21.0	20.2	20.2	20.5	20.2	1.4	21.0

This report shall not be reproduced without the written approval of UL Verification Services Inc.

LTE Band 48 Measured Results (ANT8)

BW (MHz)	Mode	RB Allocation	RB offset	Power Mode A (dBm)						Power Mode B (dBm)					
				55340	55773	56207	56640	MPR	Tune-up Limit	55340	55773	56207	56640	MPR	Tune-up Limit
				3560 MHz	3603.3 MHz	3646.7 MHz	3690 MHz			3560 MHz	3603.3 MHz	3646.7 MHz	3690 MHz		
20 MHz	QPSK	1	0	22.0	22.3	22.3	22.2	0.0	23.4	21.7	21.7	21.8	21.6	0.0	22.7
		1	49	22.2	22.3	22.3	22.3	0.0	23.4	21.7	21.9	21.9	21.7	0.0	22.7
		1	99	22.2	22.3	22.3	22.3	0.0	23.4	21.7	21.8	21.9	21.7	0.0	22.7
		50	0	22.2	22.2	22.2	22.3	0.0	23.4	21.7	21.7	21.7	21.7	0.0	22.7
		50	24	22.2	22.3	22.3	22.3	0.0	23.4	21.8	21.9	21.9	21.8	0.0	22.7
		50	50	22.2	22.3	22.2	22.3	0.0	23.4	21.7	21.8	21.7	21.7	0.0	22.7
		100	0	22.1	22.3	22.3	22.3	0.0	23.4	21.7	21.7	21.8	21.7	0.0	22.7
	16QAM	1	0	22.0	22.1	22.2	22.1	0.0	23.4	21.6	21.6	21.7	21.6	0.0	22.7
		1	49	22.0	22.1	22.2	22.1	0.0	23.4	21.7	21.7	21.8	21.7	0.0	22.7
		1	99	22.1	22.1	22.2	22.1	0.0	23.4	21.7	21.7	21.8	21.7	0.0	22.7
		50	0	22.0	22.0	22.0	22.1	0.0	23.4	21.6	21.6	21.6	21.6	0.0	22.7
		50	24	22.1	22.2	22.1	22.1	0.0	23.4	21.7	21.7	21.6	21.7	0.0	22.7
		50	50	22.1	22.2	22.2	22.2	0.0	23.4	21.7	21.7	21.7	21.7	0.0	22.7
		100	0	22.1	22.1	22.1	22.1	0.0	23.4	21.7	21.7	21.6	21.7	0.0	22.7
	64QAM	1	0	22.0	22.0	22.0	22.1	0.0	23.4	21.5	21.5	21.4	21.5	0.0	22.7
		1	49	22.0	22.2	22.2	22.2	0.0	23.4	21.8	21.8	21.5	21.7	0.0	22.7
		1	99	22.1	22.2	22.1	22.1	0.0	23.4	21.7	21.7	21.4	21.6	0.0	22.7
		50	0	22.0	22.1	22.1	22.1	0.4	23.0	21.6	21.6	21.5	21.5	0.0	22.7
		50	24	22.1	22.2	22.1	22.1	0.4	23.0	21.7	21.7	21.5	21.6	0.0	22.7
		50	50	22.1	22.2	22.2	22.2	0.4	23.0	21.7	21.7	21.6	21.7	0.0	22.7
		100	0	22.1	22.2	22.1	22.1	0.4	23.0	21.7	21.7	21.5	21.6	0.0	22.7
	256QAM	1	0	20.5	20.6	20.5	20.4	2.4	21.0	20.6	20.5	20.7	20.6	1.7	21.0
		1	49	20.5	20.4	20.4	20.4	2.4	21.0	20.7	20.7	20.7	20.6	1.7	21.0
		1	99	20.6	20.5	20.5	20.5	2.4	21.0	20.8	20.8	20.7	20.7	1.7	21.0
		50	0	20.6	20.5	20.5	20.5	2.4	21.0	20.6	20.6	20.6	20.5	1.7	21.0
		50	24	20.5	20.6	20.5	20.5	2.4	21.0	20.7	20.7	20.6	20.7	1.7	21.0
		50	50	20.6	20.6	20.6	20.6	2.4	21.0	20.8	20.8	20.7	20.7	1.7	21.0
		100	0	20.5	20.6	20.5	20.5	2.4	21.0	20.7	20.7	20.6	20.7	1.7	21.0

BW (MHz)	Mode	RB Allocation	RB offset	Power Mode A (dBm)						Power Mode B (dBm)					
				55315	55765	56215	56665	MPR	Tune-up Limit	55315	55765	56215	56665	MPR	Tune-up Limit
				3557.5 MHz	3602.5 MHz	3647.5 MHz	3692.5 MHz			3557.5 MHz	3602.5 MHz	3647.5 MHz	3692.5 MHz		
15 MHz	QPSK	1	0	22.0	22.0	22.0	22.0	0.0	23.4	21.6	21.5	21.6	21.6	0.0	22.7
		1	37	22.0	22.0	22.1	22.1	0.0	23.4	21.6	21.6	21.6	21.7	0.0	22.7
		1	74	22.0	22.1	22.0	22.1	0.0	23.4	21.7	21.6	21.6	21.7	0.0	22.7
		36	0	22.0	22.0	22.0	22.1	0.0	23.4	21.7	21.5	21.6	21.6	0.0	22.7
		36	20	22.0	22.1	22.0	22.1	0.0	23.4	21.7	21.6	21.7	21.7	0.0	22.7
		36	39	22.1	22.2	22.1	22.2	0.0	23.4	21.7	21.6	21.7	21.7	0.0	22.7
		75	0	22.0	22.1	22.0	22.1	0.0	23.4	21.7	21.6	21.7	21.7	0.0	22.7
	16QAM	1	0	22.0	21.9	22.0	22.0	0.0	23.4	21.6	21.5	21.4	21.6	0.0	22.7
		1	37	22.1	21.9	22.1	22.2	0.0	23.4	21.6	21.5	21.4	21.6	0.0	22.7
		1	74	22.0	22.0	22.1	22.0	0.0	23.4	21.6	21.5	21.4	21.6	0.0	22.7
		36	0	22.0	22.0	22.0	22.1	0.0	23.4	21.7	21.5	21.6	21.6	0.0	22.7
		36	20	22.0	22.2	22.1	22.1	0.0	23.4	21.7	21.6	21.7	21.7	0.0	22.7
		36	39	22.1	22.2	22.1	22.2	0.0	23.4	21.7	21.6	21.7	21.7	0.0	22.7
		75	0	22.0	22.2	22.0	22.1	0.0	23.4	21.7	21.6	21.7	21.7	0.0	22.7
	64QAM	1	0	22.0	22.0	22.1	22.0	0.0	23.4	21.6	21.5	21.6	21.6	0.0	22.7
		1	37	22.1	22.1	22.0	22.1	0.0	23.4	21.6	21.6	21.6	21.7	0.0	22.7
		1	74	21.9	22.0	22.0	21.9	0.0	23.4	21.7	21.6	21.6	21.8	0.0	22.7
		36	0	22.0	22.1	22.0	22.1	0.4	23.0	21.6	21.6	21.6	21.6	0.0	22.7
		36	20	22.1	22.2	22.0	22.1	0.4	23.0	21.7	21.7	21.7	21.7	0.0	22.7
		36	39	22.1	22.2	22.1	22.2	0.4	23.0	21.7	21.7	21.7	21.7	0.0	22.7
		75	0	22.1	22.2	22.0	22.1	0.4	23.0	21.7	21.7	21.7	21.7	0.0	22.7
	256QAM	1	0	20.5	20.5	20.5	20.5	2.4	21.0	20.4	20.6	20.5	20.7	1.7	21.0
		1	37	20.5	20.4	20.4	20.5	2.4	21.0	20.4	20.6	20.5	20.7	1.7	21.0
		1	74	20.5	20.4	20.5	20.5	2.4	21.0	20.4	20.6	20.5	20.7	1.7	21.0
		36	0	20.4	20.5	20.4	20.5	2.4	21.0	20.7	20.6	20.6	20.6	1.7	21.0
		36	20	20.4	20.6	20.4	20.4	2.4	21.0	20.7	20.7	20.7	20.7	1.7	21.0
		36	39	20.5	20.6	20.5	20.5	2.4	21.0	20.7	20.7	20.7	20.7	1.7	21.0
		75	0	20.4	20.6	20.4	20.5	2.4	21.0	20.7	20.7	20.7	20.7	1.7	21.0

This report shall not be reproduced without the written approval of UL Verification Services Inc.

LTE Band 48 Measured Results (ANT8) (continued)

BW (MHz)	Mode	RB Allocation	RB offset	Power Mode A (dBm)						Power Mode B (dBm)					
				55290	55757	56223	56690	MPR	Tune-up Limit	55290	55757	56223	56690	MPR	Tune-up Limit
				3555 MHz	3601.7 MHz	3648.3 MHz	3695 MHz			3555 MHz	3601.7 MHz	3648.3 MHz	3695 MHz		
10 MHz	QPSK	1	0	22.1	22.2	22.2	22.1	0.0	23.4	21.5	21.7	21.6	21.5	0.0	22.7
		1	25	22.2	22.3	22.3	22.1	0.0	23.4	21.6	21.7	21.6	21.6	0.0	22.7
		1	49	22.1	22.2	22.2	22.1	0.0	23.4	21.6	21.7	21.5	21.6	0.0	22.7
		25	0	22.1	22.3	22.2	22.1	0.0	23.4	21.6	21.8	21.5	21.6	0.0	22.7
		25	12	22.2	22.3	22.3	22.2	0.0	23.4	21.7	21.8	21.6	21.6	0.0	22.7
		25	25	22.2	22.3	22.3	22.2	0.0	23.4	21.7	21.8	21.6	21.7	0.0	22.7
		50	0	22.2	22.3	22.3	22.2	0.0	23.4	21.6	21.8	21.5	21.6	0.0	22.7
	16QAM	1	0	22.0	22.2	22.0	22.2	0.0	23.4	21.6	21.6	21.5	21.6	0.0	22.7
		1	25	22.1	22.2	22.2	22.2	0.0	23.4	21.7	21.6	21.6	21.7	0.0	22.7
		1	49	22.1	22.2	22.0	22.2	0.0	23.4	21.7	21.6	21.8	21.8	0.0	22.7
		25	0	22.1	22.3	22.2	22.1	0.0	23.4	21.6	21.8	21.5	21.6	0.0	22.7
		25	12	22.2	22.3	22.3	22.2	0.0	23.4	21.7	21.8	21.5	21.6	0.0	22.7
		25	25	22.2	22.3	22.3	22.2	0.0	23.4	21.7	21.8	21.6	21.7	0.0	22.7
		50	0	22.2	22.3	22.3	22.2	0.0	23.4	21.6	21.8	21.5	21.6	0.0	22.7
	64QAM	1	0	22.1	22.1	22.2	22.1	0.0	23.4	21.4	21.7	21.6	21.6	0.0	22.7
		1	25	22.2	22.2	22.2	22.2	0.0	23.4	21.5	21.8	21.7	21.7	0.0	22.7
		1	49	22.1	22.2	22.2	22.2	0.0	23.4	21.6	21.8	21.7	21.8	0.0	22.7
		25	0	22.1	22.3	22.2	22.1	0.4	23.0	21.6	21.8	21.6	21.6	0.0	22.7
		25	12	22.3	22.3	22.3	22.3	0.4	23.0	21.6	21.8	21.6	21.6	0.0	22.7
		25	25	22.2	22.3	22.3	22.2	0.4	23.0	21.7	21.8	21.7	21.7	0.0	22.7
		50	0	22.2	22.3	22.3	22.2	0.4	23.0	21.6	21.8	21.6	21.6	0.0	22.7
	256QAM	1	0	20.3	20.4	20.5	20.3	2.4	21.0	20.5	20.7	20.5	20.6	1.7	21.0
		1	25	20.4	20.5	20.6	20.5	2.4	21.0	20.6	20.8	20.6	20.7	1.7	21.0
		1	49	20.3	20.5	20.6	20.4	2.4	21.0	20.6	20.7	20.6	20.6	1.7	21.0
		25	0	20.4	20.6	20.5	20.4	2.4	21.0	20.6	20.7	20.6	20.6	1.7	21.0
		25	12	20.5	20.6	20.6	20.5	2.4	21.0	20.7	20.8	20.7	20.7	1.7	21.0
		25	25	20.5	20.6	20.6	20.5	2.4	21.0	20.7	20.8	20.7	20.7	1.7	21.0
		50	0	20.5	20.6	20.6	20.5	2.4	21.0	20.7	20.7	20.6	20.6	1.7	21.0

BW (MHz)	Mode	RB Allocation	RB offset	Power Mode A (dBm)						Power Mode B (dBm)					
				55265	55748	56232	56715	MPR	Tune-up Limit	55265	55748	56232	56715	MPR	Tune-up Limit
				3552.5 MHz	3600.8 MHz	3649.2 MHz	3697.5 MHz			3552.5 MHz	3600.8 MHz	3649.2 MHz	3697.5 MHz		
5 MHz	QPSK	1	0	22.0	22.1	22.2	22.3	0.0	23.4	21.6	21.6	21.7	21.7	0.0	22.7
		1	12	22.3	22.3	22.3	22.3	0.0	23.4	21.7	21.7	21.8	21.7	0.0	22.7
		1	24	22.1	22.2	22.2	22.2	0.0	23.4	21.7	21.7	21.7	21.7	0.0	22.7
		12	0	22.2	22.2	22.2	22.2	0.0	23.4	21.6	21.7	21.7	21.7	0.0	22.7
		12	7	22.2	22.3	22.2	22.3	0.0	23.4	21.7	21.8	21.7	21.8	0.0	22.7
		12	13	22.1	22.3	22.2	22.2	0.0	23.4	21.6	21.8	21.7	21.7	0.0	22.7
		25	0	22.2	22.3	22.2	22.3	0.0	23.4	21.6	21.8	21.7	21.7	0.0	22.7
	16QAM	1	0	22.2	22.1	22.3	22.2	0.0	23.4	21.6	21.7	21.8	21.8	0.0	22.7
		1	12	22.4	22.3	22.3	22.3	0.0	23.4	21.7	21.8	21.8	21.9	0.0	22.7
		1	24	22.3	22.3	22.4	22.2	0.0	23.4	21.7	21.7	21.9	21.8	0.0	22.7
		12	0	22.2	22.1	22.2	22.3	0.0	23.4	21.6	21.6	21.7	21.7	0.0	22.7
		12	7	22.2	22.3	22.2	22.3	0.0	23.4	21.7	21.8	21.7	21.8	0.0	22.7
		12	13	22.2	22.2	22.2	22.3	0.0	23.4	21.6	21.7	21.7	21.7	0.0	22.7
		25	0	22.2	22.3	22.2	22.3	0.0	23.4	21.6	21.7	21.7	21.7	0.0	22.7
	64QAM	1	0	22.0	22.3	22.3	22.2	0.0	23.4	21.7	21.7	21.8	21.6	0.0	22.7
		1	12	22.2	22.4	22.4	22.3	0.0	23.4	21.7	21.9	21.9	21.7	0.0	22.7
		1	24	22.2	22.4	22.4	22.3	0.0	23.4	21.7	21.8	21.9	21.7	0.0	22.7
		12	0	22.2	22.2	22.2	22.3	0.4	23.0	21.7	21.7	21.7	21.7	0.0	22.7
		12	7	22.2	22.4	22.3	22.3	0.4	23.0	21.8	21.8	21.8	21.8	0.0	22.7
		12	13	22.2	22.3	22.2	22.3	0.4	23.0	21.7	21.8	21.7	21.7	0.0	22.7
		25	0	22.1	22.3	22.2	22.3	0.4	23.0	21.7	21.8	21.7	21.8	0.0	22.7
	256QAM	1	0	20.3	20.4	20.5	20.5	2.4	21.0	20.7	20.6	20.7	20.7	1.7	21.0
		1	12	20.5	20.6	20.6	20.6	2.4	21.0	20.8	20.8	20.8	20.8	1.7	21.0
		1	24	20.4	20.6	20.6	20.6	2.4	21.0	20.7	20.8	20.8	20.8	1.7	21.0
		12	0	20.4	20.5	20.5	20.6	2.4	21.0	20.7	20.7	20.8	20.8	1.7	21.0
		12	7	20.5	20.6	20.6	20.6	2.4	21.0	20.8	20.8	20.8	20.8	1.7	21.0
		12	13	20.5	20.6	20.5	20.6	2.4	21.0	20.8	20.8	20.7	20.8	1.7	21.0
		25	0	20.4	20.6	20.5	20.5	2.4	21.0	20.7	20.8	20.8	20.8	1.7	21.0

This report shall not be reproduced without the written approval of UL Verification Services Inc.

LTE Band 48 Measured Results (ANT9)

BW (MHz)	Mode	RB Allocation	RB offset	Power Mode A (dBm)						Power Mode B (dBm)					
				55340	55773	56207	56640	MPR	Tune-up Limit	55340	55773	56207	56640	MPR	Tune-up Limit
				3560 MHz	3603.3 MHz	3646.7 MHz	3690 MHz			3560 MHz	3603.3 MHz	3646.7 MHz	3690 MHz		
20 MHz	QPSK	1	0	25.2	25.4	25.4	25.1	0.0	26.0	24.3	24.2	24.2	24.1	0.0	24.7
		1	49	25.3	25.4	25.4	25.2	0.0	26.0	24.3	24.3	24.2	24.2	0.0	24.7
		1	99	25.2	25.4	25.4	25.1	0.0	26.0	24.3	24.2	24.2	24.1	0.0	24.7
		50	0	24.2	24.5	24.5	24.2	1.0	25.0	24.2	24.2	24.1	23.9	0.0	24.7
		50	24	24.3	24.5	24.5	24.3	1.0	25.0	24.3	24.2	24.2	24.0	0.0	24.7
		50	50	24.3	24.5	24.5	24.2	1.0	25.0	24.3	24.2	24.1	23.9	0.0	24.7
		100	0	24.3	24.5	24.5	24.2	1.0	25.0	24.0	24.1	24.0	23.9	0.0	24.7
	16QAM	1	0	24.1	24.2	24.3	24.1	1.0	25.0	23.8	23.8	23.6	23.8	0.0	24.7
		1	49	24.4	24.4	24.4	24.2	1.0	25.0	23.9	24.0	24.0	23.9	0.0	24.7
		1	99	24.2	24.1	24.3	24.1	1.0	25.0	23.9	23.8	23.8	23.7	0.0	24.7
		50	0	23.1	23.2	23.2	23.1	2.0	24.0	22.8	22.7	22.6	22.8	0.7	24.0
		50	24	23.2	23.2	23.3	23.1	2.0	24.0	22.9	22.8	22.6	22.8	0.7	24.0
		50	50	23.2	23.2	23.3	23.1	2.0	24.0	22.9	22.9	22.8	22.8	0.7	24.0
		100	0	23.2	23.2	23.2	23.1	2.0	24.0	22.9	22.8	22.6	22.8	0.7	24.0
	64QAM	1	0	23.1	23.2	23.2	23.0	2.0	24.0	22.6	22.7	22.6	22.7	0.7	24.0
		1	49	23.1	23.2	23.2	23.0	2.0	24.0	22.8	22.8	22.8	22.9	0.7	24.0
		1	99	23.1	23.0	23.2	23.0	2.0	24.0	22.8	22.7	22.7	22.7	0.7	24.0
		50	0	22.1	22.2	22.2	22.1	3.0	23.0	21.7	21.7	21.6	21.8	1.7	23.0
		50	24	22.2	22.2	22.2	22.1	3.0	23.0	21.9	21.8	21.7	21.9	1.7	23.0
		50	50	22.2	22.2	22.2	22.1	3.0	23.0	21.9	21.8	21.8	21.8	1.7	23.0
		100	0	22.2	22.2	22.2	22.1	3.0	23.0	21.9	21.8	21.7	21.8	1.7	23.0
	256QAM	1	0	20.1	20.3	20.4	20.2	5.0	21.0	19.9	19.9	19.7	19.9	3.7	21.0
		1	49	20.1	20.2	20.3	20.2	5.0	21.0	19.9	19.9	19.8	19.8	3.7	21.0
		1	99	20.2	20.4	20.3	20.2	5.0	21.0	20.0	19.9	19.8	19.8	3.7	21.0
		50	0	20.1	20.2	20.2	20.1	5.0	21.0	19.8	19.7	19.7	19.8	3.7	21.0
		50	24	20.2	20.3	20.3	20.2	5.0	21.0	19.9	19.8	19.7	19.8	3.7	21.0
		50	50	20.2	20.3	20.3	20.2	5.0	21.0	19.9	19.9	19.8	19.8	3.7	21.0
		100	0	20.2	20.3	20.3	20.2	5.0	21.0	19.9	19.8	19.7	19.8	3.7	21.0

BW (MHz)	Mode	RB Allocation	RB offset	Power Mode A (dBm)						Power Mode B (dBm)					
				55315	55765	56215	56665	MPR	Tune-up Limit	55315	55765	56215	56665	MPR	Tune-up Limit
				3557.5 MHz	3602.5 MHz	3647.5 MHz	3692.5 MHz			3557.5 MHz	3602.5 MHz	3647.5 MHz	3692.5 MHz		
15 MHz	QPSK	1	0	25.0	25.2	25.2	25.0	0.0	26.0	24.1	23.8	23.9	24.1	0.0	24.7
		1	37	25.1	25.2	25.2	25.1	0.0	26.0	24.3	24.1	24.0	24.0	0.0	24.7
		1	74	25.1	25.2	25.2	25.0	0.0	26.0	24.2	24.2	24.0	24.0	0.0	24.7
		36	0	24.1	24.3	24.2	24.1	1.0	25.0	23.8	23.7	23.6	23.7	0.0	24.7
		36	20	24.2	24.3	24.2	24.1	1.0	25.0	23.9	23.7	23.7	23.7	0.0	24.7
		36	39	24.2	24.3	24.2	24.1	1.0	25.0	23.9	23.8	23.7	23.7	0.0	24.7
		75	0	24.2	24.3	24.2	24.1	1.0	25.0	23.8	23.8	23.6	23.7	0.0	24.7
	16QAM	1	0	24.1	24.2	24.1	24.0	1.0	25.0	23.8	23.9	23.5	23.6	0.0	24.7
		1	37	24.2	24.3	24.6	24.0	1.0	25.0	23.9	24.0	23.7	23.7	0.0	24.7
		1	74	24.2	24.3	24.2	24.1	1.0	25.0	23.9	24.0	23.6	23.7	0.0	24.7
		36	0	23.1	23.3	23.2	23.1	2.0	24.0	22.8	22.7	22.6	22.7	0.7	24.0
		36	20	23.2	23.3	23.2	23.1	2.0	24.0	22.9	22.7	22.7	22.7	0.7	24.0
		36	39	23.2	23.3	23.2	23.1	2.0	24.0	22.9	22.8	22.7	22.8	0.7	24.0
		75	0	23.2	23.3	23.2	23.1	2.0	24.0	22.9	22.8	22.6	22.7	0.7	24.0
	64QAM	1	0	22.9	23.1	23.1	23.1	2.0	24.0	22.7	22.7	22.6	22.8	0.7	24.0
		1	37	23.0	23.2	23.5	23.0	2.0	24.0	22.8	22.9	22.7	22.7	0.7	24.0
		1	74	23.0	23.2	23.3	22.9	2.0	24.0	22.8	22.9	22.7	22.8	0.7	24.0
		36	0	22.0	22.3	22.2	22.2	3.0	23.0	21.8	21.7	21.6	21.8	1.7	23.0
		36	20	22.1	22.3	22.2	22.2	3.0	23.0	21.9	21.7	21.7	21.8	1.7	23.0
		36	39	22.1	22.3	22.2	22.2	3.0	23.0	21.9	21.8	21.8	21.8	1.7	23.0
		75	0	22.1	22.3	22.2	22.2	3.0	23.0	21.8	21.8	21.7	21.8	1.7	23.0
	256QAM	1	0	19.9	20.2	20.3	20.1	5.0	21.0	19.6	19.6	19.6	19.8	3.7	21.0
		1	37	20.0	20.4	20.3	20.1	5.0	21.0	19.7	19.6	19.8	19.8	3.7	21.0
		1	74	20.1	20.4	20.3	20.2	5.0	21.0	19.7	19.8	20.0	19.8	3.7	21.0
		36	0	20.0	20.3	20.2	20.1	5.0	21.0	19.7	19.7	19.7	19.8	3.7	21.0
		36	20	20.1	20.3	20.2	20.2	5.0	21.0	19.8	19.7	19.8	19.8	3.7	21.0
		36	39	20.1	20.3	20.2	20.2	5.0	21.0	19.8	19.8	19.8	19.8	3.7	21.0
		75	0	20.1	20.3	20.2	20.2	5.0	21.0	19.8	19.8	19.7	19.8	3.7	21.0

This report shall not be reproduced without the written approval of UL Verification Services Inc.

LTE Band 48 Measured Results (ANT9) (continued)

BW (MHz)	Mode	RB Allocation	RB offset	Power Mode A (dBm)						Power Mode B (dBm)					
				55290	55757	56223	56690	MPR	Tune-up Limit	55290	55757	56223	56690	MPR	Tune-up Limit
				3555 MHz	3601.7 MHz	3648.3 MHz	3695 MHz			3555 MHz	3601.7 MHz	3648.3 MHz	3695 MHz		
10 MHz	QPSK	1	0	25.2	25.4	25.3	25.1	0.0	26.0	24.3	24.3	24.0	24.2	0.0	24.7
		1	25	25.2	25.4	25.3	25.1	0.0	26.0	24.3	24.3	24.2	24.3	0.0	24.7
		1	49	25.2	25.4	25.3	25.1	0.0	26.0	24.3	24.3	24.3	24.2	0.0	24.7
		25	0	24.2	24.5	24.3	24.2	1.0	25.0	24.0	24.1	23.9	23.9	0.0	24.7
		25	12	24.3	24.5	24.4	24.2	1.0	25.0	24.0	24.1	24.0	23.9	0.0	24.7
		25	25	24.3	24.5	24.3	24.2	1.0	25.0	24.0	24.1	24.0	23.9	0.0	24.7
		50	0	24.3	24.5	24.4	24.2	1.0	25.0	24.0	24.1	24.0	23.9	0.0	24.7
	16QAM	1	0	24.3	24.5	24.2	24.3	1.0	25.0	24.0	24.0	24.0	23.9	0.0	24.7
		1	25	24.3	24.5	24.2	24.2	1.0	25.0	24.1	24.0	24.0	23.9	0.0	24.7
		1	49	24.3	24.5	24.2	24.2	1.0	25.0	24.0	24.0	24.0	23.8	0.0	24.7
		25	0	23.2	23.5	23.4	23.2	2.0	24.0	23.0	23.4	22.9	22.9	0.7	24.0
		25	12	23.3	23.5	23.4	23.2	2.0	24.0	23.0	23.4	23.0	22.9	0.7	24.0
		25	25	23.3	23.5	23.4	23.3	2.0	24.0	23.0	23.4	23.0	22.9	0.7	24.0
		50	0	23.3	23.5	23.4	23.2	2.0	24.0	23.0	23.3	23.0	22.9	0.7	24.0
	64QAM	1	0	23.2	23.3	23.3	23.3	2.0	24.0	22.9	23.3	22.8	23.0	0.7	24.0
		1	25	23.2	23.4	23.3	23.3	2.0	24.0	22.9	23.4	22.9	23.0	0.7	24.0
		1	49	23.2	23.4	23.3	23.2	2.0	24.0	22.8	23.2	22.9	22.8	0.7	24.0
		25	0	22.3	22.4	22.3	22.3	3.0	23.0	22.0	21.9	21.9	22.0	1.7	23.0
		25	12	22.3	22.4	22.4	22.3	3.0	23.0	22.0	21.9	21.9	22.0	1.7	23.0
		25	25	22.3	22.4	22.4	22.3	3.0	23.0	22.0	21.9	22.0	22.0	1.7	23.0
		50	0	22.3	22.4	22.3	22.3	3.0	23.0	22.0	21.9	21.9	22.0	1.7	23.0
	256QAM	1	0	20.1	20.2	20.3	20.2	5.0	21.0	19.8	19.8	19.9	20.0	3.7	21.0
		1	25	20.3	20.3	20.3	20.2	5.0	21.0	20.0	19.8	19.8	19.9	3.7	21.0
		1	49	20.2	20.3	20.2	20.1	5.0	21.0	19.9	19.8	19.9	19.8	3.7	21.0
		25	0	20.3	20.4	20.4	20.3	5.0	21.0	20.0	19.9	20.0	20.0	3.7	21.0
		25	12	20.3	20.5	20.4	20.3	5.0	21.0	20.0	20.0	20.0	20.0	3.7	21.0
		25	25	20.3	20.5	20.4	20.3	5.0	21.0	20.0	19.9	20.0	20.0	3.7	21.0
		50	0	20.3	20.4	20.4	20.3	5.0	21.0	20.0	19.9	20.0	20.0	3.7	21.0

BW (MHz)	Mode	RB Allocation	RB offset	Power Mode A (dBm)						Power Mode B (dBm)					
				55265	55748	56232	56715	MPR	Tune-up Limit	55265	55748	56232	56715	MPR	Tune-up Limit
				3552.5 MHz	3600.8 MHz	3649.2 MHz	3697.5 MHz			3552.5 MHz	3600.8 MHz	3649.2 MHz	3697.5 MHz		
5 MHz	QPSK	1	0	25.1	24.2	25.1	25.2	0.0	26.0	24.2	24.1	24.2	24.2	0.0	24.7
		1	12	25.4	25.1	25.1	25.2	0.0	26.0	24.3	24.2	24.2	24.4	0.0	24.7
		1	24	25.3	25.2	25.2	25.2	0.0	26.0	24.3	24.2	24.2	24.3	0.0	24.7
		12	0	24.3	24.4	24.3	24.3	1.0	25.0	24.0	23.8	23.8	23.9	0.0	24.7
		12	7	24.3	24.2	24.3	24.3	1.0	25.0	24.0	23.8	23.9	23.9	0.0	24.7
		12	13	24.3	24.4	23.3	24.2	1.0	25.0	24.0	23.8	23.8	23.9	0.0	24.7
		25	0	24.2	24.2	24.2	24.3	1.0	25.0	24.0	23.8	23.8	23.9	0.0	24.7
	16QAM	1	0	24.2	24.3	24.4	24.2	1.0	25.0	23.9	23.8	23.9	23.8	0.0	24.7
		1	12	24.4	24.3	24.3	24.3	1.0	25.0	24.0	23.9	23.9	24.0	0.0	24.7
		1	24	24.3	24.3	24.3	24.2	1.0	25.0	24.0	23.8	23.8	23.9	0.0	24.7
		12	0	23.3	23.4	23.2	23.2	2.0	24.0	23.0	22.8	22.9	22.8	0.7	24.0
		12	7	23.4	23.6	23.3	23.2	2.0	24.0	23.0	22.8	22.9	22.9	0.7	24.0
		12	13	23.3	23.5	23.3	23.2	2.0	24.0	23.0	22.8	22.9	22.8	0.7	24.0
		25	0	23.3	23.2	23.2	23.2	2.0	24.0	23.0	22.8	22.8	22.8	0.7	24.0
	64QAM	1	0	23.2	23.1	23.2	23.2	2.0	24.0	23.0	22.8	22.8	22.9	0.7	24.0
		1	12	23.3	23.2	23.2	23.3	2.0	24.0	23.1	23.0	22.9	23.0	0.7	24.0
		1	24	23.3	23.3	23.2	23.3	2.0	24.0	23.0	22.9	22.8	23.0	0.7	24.0
		12	0	22.2	22.4	22.3	22.3	3.0	23.0	22.0	21.9	21.8	22.0	1.7	23.0
		12	7	22.3	22.6	22.4	22.3	3.0	23.0	22.0	22.0	21.9	22.0	1.7	23.0
		12	13	22.2	22.6	22.3	22.3	3.0	23.0	22.0	21.9	21.8	22.0	1.7	23.0
		25	0	22.2	22.2	22.2	22.2	3.0	23.0	22.0	21.9	21.8	22.0	1.7	23.0
	256QAM	1	0	20.1	20.3	20.3	20.2	5.0	21.0	19.9	19.9	19.8	19.9	3.7	21.0
		1	12	20.2	20.2	20.3	20.3	5.0	21.0	20.1	20.0	19.8	20.0	3.7	21.0
		1	24	20.2	20.4	20.4	20.2	5.0	21.0	20.0	19.9	19.8	20.0	3.7	21.0
		12	0	20.2	20.2	20.2	20.3	5.0	21.0	20.0	19.9	19.8	20.0	3.7	21.0
		12	7	20.3	20.2	20.2	20.3	5.0	21.0	20.0	19.9	19.9	20.0	3.7	21.0
		12	13	20.2	20.2	20.2	20.3	5.0	21.0	20.0	19.9	19.8	20.0	3.7	21.0
		25	0	20.3	20.2	20.2	20.3	5.0	21.0	20.0	19.9	19.8	20.0	3.7	21.0

This report shall not be reproduced without the written approval of UL Verification Services Inc.

LTE Band 48 Measured Results (ANT4)

BW (MHz)	Mode	RB Allocation	RB offset	Power Mode A (dBm)						Power Mode B (dBm)					
				55340	55773	56207	56640	MPR	Tune-up Limit	55340	55773	56207	56640	MPR	Tune-up Limit
				3560 MHz	3603.3 MHz	3646.7 MHz	3690 MHz			3560 MHz	3603.3 MHz	3646.7 MHz	3690 MHz		
20 MHz	QPSK	1	0	22.2	22.3	22.3	22.0	0.0	22.6	21.7	21.8	21.8	21.5	0.0	22.3
		1	49	22.3	22.4	22.4	22.2	0.0	22.6	21.8	21.9	21.9	21.7	0.0	22.3
		1	99	22.2	22.3	22.3	22.0	0.0	22.6	21.7	21.8	21.8	21.5	0.0	22.3
		50	0	22.2	22.2	22.2	22.0	0.0	22.6	21.7	21.7	21.7	21.5	0.0	22.3
		50	24	22.2	22.3	22.3	22.2	0.0	22.6	21.7	21.8	21.8	21.7	0.0	22.3
		50	50	22.2	22.3	22.3	22.1	0.0	22.6	21.7	21.8	21.8	21.6	0.0	22.3
		100	0	22.2	22.3	22.3	22.1	0.0	22.6	21.7	21.8	21.8	21.6	0.0	22.3
	16QAM	1	0	22.0	22.1	21.9	21.9	0.0	22.6	21.5	21.6	21.4	21.4	0.0	22.3
		1	49	22.0	22.1	22.2	22.1	0.0	22.6	21.5	21.6	21.7	21.6	0.0	22.3
		1	99	22.1	22.1	21.9	22.0	0.0	22.6	21.6	21.6	21.4	21.5	0.0	22.3
		50	0	22.0	22.0	21.9	21.9	0.0	22.6	21.5	21.5	21.4	21.4	0.0	22.3
		50	24	22.1	22.1	21.9	22.0	0.0	22.6	21.6	21.6	21.4	21.5	0.0	22.3
		50	50	22.1	22.1	22.0	22.0	0.0	22.6	21.6	21.6	21.5	21.5	0.0	22.3
		100	0	22.1	22.1	21.9	22.0	0.0	22.6	21.6	21.6	21.4	21.5	0.0	22.3
	64QAM	1	0	22.0	22.0	21.7	21.9	0.0	22.6	21.5	21.5	21.2	21.4	0.0	22.3
		1	49	22.1	22.2	21.7	22.0	0.0	22.6	21.6	21.7	21.2	21.5	0.0	22.3
		1	99	22.0	22.0	21.8	21.8	0.0	22.6	21.5	21.5	21.3	21.3	0.0	22.3
		50	0	21.9	21.9	21.8	21.8	0.1	22.5	21.4	21.4	21.3	21.3	0.0	22.3
		50	24	22.0	22.0	21.8	21.9	0.1	22.5	21.5	21.5	21.3	21.4	0.0	22.3
		50	50	22.0	22.0	21.8	21.9	0.1	22.5	21.5	21.5	21.3	21.4	0.0	22.3
		100	0	22.0	22.0	21.8	21.9	0.1	22.5	21.5	21.5	21.3	21.4	0.0	22.3
	256QAM	1	0	20.0	20.0	19.9	19.9	2.1	20.5	19.5	19.5	19.4	19.4	1.8	20.5
		1	49	20.0	19.8	19.8	20.0	2.1	20.5	19.5	19.3	19.3	19.5	1.8	20.5
		1	99	20.1	20.1	19.8	19.9	2.1	20.5	19.6	19.6	19.3	19.4	1.8	20.5
		50	0	19.9	19.9	19.8	19.8	2.1	20.5	19.4	19.4	19.3	19.3	1.8	20.5
		50	24	20.0	20.0	19.8	19.9	2.1	20.5	19.5	19.5	19.3	19.4	1.8	20.5
		50	50	20.0	20.0	19.8	19.9	2.1	20.5	19.5	19.5	19.3	19.4	1.8	20.5
		100	0	20.0	20.0	19.8	19.9	2.1	20.5	19.5	19.5	19.3	19.4	1.8	20.5

BW (MHz)	Mode	RB Allocation	RB offset	Power Mode A (dBm)						Power Mode B (dBm)					
				55315	55765	56215	56665	MPR	Tune-up Limit	55315	55765	56215	56665	MPR	Tune-up Limit
				3557.5 MHz	3602.5 MHz	3647.5 MHz	3692.5 MHz			3557.5 MHz	3602.5 MHz	3647.5 MHz	3692.5 MHz		
15 MHz	QPSK	1	0	21.9	22.0	21.8	21.9	0.0	22.6	21.4	21.5	21.3	21.4	0.0	22.3
		1	37	22.0	22.0	21.8	22.0	0.0	22.6	21.5	21.5	21.3	21.5	0.0	22.3
		1	74	22.0	22.1	21.9	21.9	0.0	22.6	21.5	21.6	21.4	21.4	0.0	22.3
		36	0	22.0	22.1	21.9	21.9	0.0	22.6	21.5	21.6	21.4	21.4	0.0	22.3
		36	20	22.1	22.1	21.9	22.0	0.0	22.6	21.6	21.6	21.4	21.5	0.0	22.3
		36	39	22.1	22.1	21.9	22.0	0.0	22.6	21.6	21.6	21.4	21.5	0.0	22.3
		75	0	22.1	22.1	21.9	21.9	0.0	22.6	21.6	21.6	21.4	21.4	0.0	22.3
	16QAM	1	0	22.0	22.0	21.9	21.9	0.0	22.6	21.5	21.5	21.4	21.4	0.0	22.3
		1	37	22.0	22.2	21.9	22.0	0.0	22.6	21.5	21.7	21.4	21.5	0.0	22.3
		1	74	22.0	22.1	21.9	22.1	0.0	22.6	21.5	21.6	21.4	21.6	0.0	22.3
		36	0	22.0	22.1	21.9	21.9	0.0	22.6	21.5	21.6	21.4	21.4	0.0	22.3
		36	20	22.0	22.1	21.9	21.9	0.0	22.6	21.5	21.6	21.4	21.4	0.0	22.3
		36	39	22.1	22.1	22.0	22.0	0.0	22.6	21.6	21.6	21.5	21.5	0.0	22.3
		75	0	22.1	22.1	21.9	21.9	0.0	22.6	21.6	21.6	21.4	21.4	0.0	22.3
	64QAM	1	0	22.0	21.9	21.8	21.8	0.0	22.6	21.5	21.4	21.3	21.3	0.0	22.3
		1	37	22.0	22.1	21.9	21.9	0.0	22.6	21.5	21.6	21.4	21.4	0.0	22.3
		1	74	22.0	21.9	21.9	21.9	0.0	22.6	21.5	21.4	21.4	21.4	0.0	22.3
		36	0	22.0	22.0	21.8	21.8	0.1	22.5	21.5	21.5	21.3	21.3	0.0	22.3
		36	20	22.0	22.0	21.8	21.9	0.1	22.5	21.5	21.5	21.3	21.4	0.0	22.3
		36	39	22.0	22.0	21.8	21.9	0.1	22.5	21.5	21.5	21.3	21.4	0.0	22.3
		75	0	22.0	22.0	21.8	21.9	0.1	22.5	21.5	21.5	21.3	21.4	0.0	22.3
	256QAM	1	0	19.8	19.8	19.8	19.8	2.1	20.5	19.3	19.3	19.3	19.3	1.8	20.5
		1	37	19.9	19.9	19.8	20.0	2.1	20.5	19.4	19.4	19.3	19.5	1.8	20.5
		1	74	19.9	19.9	19.9	20.0	2.1	20.5	19.4	19.4	19.4	19.5	1.8	20.5
		36	0	19.9	19.9	19.8	19.8	2.1	20.5	19.4	19.4	19.3	19.3	1.8	20.5
		36	20	20.0	20.0	19.8	19.8	2.1	20.5	19.5	19.5	19.3	19.3	1.8	20.5
		36	39	20.0	20.0	19.8	20.0	2.1	20.5	19.5	19.5	19.3	19.5	1.8	20.5
		75	0	20.0	20.0	19.8	19.9	2.1	20.5	19.5	19.5	19.3	19.4	1.8	20.5

This report shall not be reproduced without the written approval of UL Verification Services Inc.

LTE Band 48 Measured Results (ANT4) (continued)

BW (MHz)	Mode	RB Allocation	RB offset	Power Mode A (dBm)						Power Mode B (dBm)					
				55290	55757	56223	56690	MPR	Tune-up Limit	55290	55757	56223	56690	MPR	Tune-up Limit
				3555 MHz	3601.7 MHz	3648.3 MHz	3695 MHz			3555 MHz	3601.7 MHz	3648.3 MHz	3695 MHz		
10 MHz	QPSK	1	0	22.1	22.2	22.0	22.1	0.0	22.6	21.6	21.7	21.5	21.6	0.0	22.3
		1	25	22.1	22.2	22.0	22.1	0.0	22.6	21.6	21.7	21.5	21.6	0.0	22.3
		1	49	22.1	22.2	22.0	22.1	0.0	22.6	21.6	21.7	21.5	21.6	0.0	22.3
		25	0	22.2	22.2	22.1	22.1	0.0	22.6	21.7	21.7	21.6	21.6	0.0	22.3
		25	12	22.2	22.3	22.1	22.2	0.0	22.6	21.7	21.8	21.6	21.7	0.0	22.3
		25	25	22.2	22.3	22.1	22.2	0.0	22.6	21.7	21.8	21.6	21.7	0.0	22.3
		50	0	22.2	22.2	22.1	22.1	0.0	22.6	21.7	21.7	21.6	21.6	0.0	22.3
	16QAM	1	0	22.2	22.3	22.1	22.0	0.0	22.6	21.7	21.8	21.6	21.5	0.0	22.3
		1	25	22.2	22.3	22.1	22.1	0.0	22.6	21.7	21.8	21.6	21.6	0.0	22.3
		1	49	22.2	22.3	22.1	22.0	0.0	22.6	21.7	21.8	21.6	21.5	0.0	22.3
		25	0	22.2	22.2	22.1	22.0	0.0	22.6	21.7	21.7	21.6	21.5	0.0	22.3
		25	12	22.2	22.3	22.1	22.1	0.0	22.6	21.7	21.8	21.6	21.6	0.0	22.3
		25	25	22.2	22.3	22.1	22.1	0.0	22.6	21.7	21.8	21.6	21.6	0.0	22.3
		50	0	22.2	22.3	22.1	22.1	0.0	22.6	21.7	21.8	21.6	21.6	0.0	22.3
	64QAM	1	0	22.1	22.2	22.1	22.1	0.0	22.6	21.6	21.7	21.6	21.6	0.0	22.3
		1	25	22.1	22.2	22.0	22.1	0.0	22.6	21.6	21.7	21.5	21.6	0.0	22.3
		1	49	22.1	22.1	22.0	22.1	0.0	22.6	21.6	21.6	21.5	21.6	0.0	22.3
		25	0	22.1	22.2	22.0	22.0	0.1	22.5	21.6	21.7	21.5	21.5	0.0	22.3
		25	12	22.2	22.2	22.0	22.1	0.1	22.5	21.7	21.7	21.5	21.6	0.0	22.3
		25	25	22.1	22.2	22.0	22.1	0.1	22.5	21.6	21.7	21.5	21.6	0.0	22.3
		50	0	22.1	22.2	22.0	22.0	0.1	22.5	21.6	21.7	21.5	21.5	0.0	22.3
	256QAM	1	0	20.0	20.1	19.9	19.9	2.1	20.5	19.5	19.6	19.4	19.4	1.8	20.5
		1	25	20.1	20.2	19.9	20.0	2.1	20.5	19.6	19.7	19.4	19.5	1.8	20.5
		1	49	20.0	20.0	19.8	19.9	2.1	20.5	19.5	19.5	19.3	19.4	1.8	20.5
		25	0	20.1	20.2	19.9	20.0	2.1	20.5	19.6	19.7	19.4	19.5	1.8	20.5
		25	12	20.1	20.2	20.0	20.1	2.1	20.5	19.6	19.7	19.5	19.6	1.8	20.5
		25	25	20.1	20.2	20.0	20.1	2.1	20.5	19.6	19.7	19.5	19.6	1.8	20.5
		50	0	20.1	20.2	19.9	20.0	2.1	20.5	19.6	19.7	19.4	19.5	1.8	20.5

BW (MHz)	Mode	RB Allocation	RB offset	Power Mode A (dBm)						Power Mode B (dBm)					
				55265	55748	56232	56715	MPR	Tune-up Limit	55265	55748	56232	56715	MPR	Tune-up Limit
				3552.5 MHz	3600.8 MHz	3649.2 MHz	3697.5 MHz			3552.5 MHz	3600.8 MHz	3649.2 MHz	3697.5 MHz		
5 MHz	QPSK	1	0	22.1	22.0	22.0	22.1	0.0	22.6	21.6	21.5	21.5	21.6	0.0	22.3
		1	12	21.9	21.9	21.9	22.0	0.0	22.6	21.4	21.4	21.4	21.5	0.0	22.3
		1	24	22.0	22.0	21.9	22.0	0.0	22.6	21.5	21.5	21.4	21.5	0.0	22.3
		12	0	21.9	22.0	21.9	22.0	0.0	22.6	21.4	21.5	21.4	21.5	0.0	22.3
		12	7	21.9	22.0	21.9	22.0	0.0	22.6	21.4	21.5	21.4	21.5	0.0	22.3
		12	13	22.0	22.0	21.9	22.0	0.0	22.6	21.5	21.5	21.4	21.5	0.0	22.3
		25	0	21.9	22.0	21.9	22.0	0.0	22.6	21.4	21.5	21.4	21.5	0.0	22.3
	16QAM	1	0	22.1	22.1	22.0	22.1	0.0	22.6	21.6	21.6	21.5	21.6	0.0	22.3
		1	12	22.1	22.0	22.0	22.1	0.0	22.6	21.6	21.5	21.5	21.6	0.0	22.3
		1	24	22.1	22.1	22.0	22.2	0.0	22.6	21.6	21.6	21.5	21.7	0.0	22.3
		12	0	22.0	21.9	22.0	22.0	0.0	22.6	21.5	21.4	21.5	21.5	0.0	22.3
		12	7	22.0	21.9	22.0	22.0	0.0	22.6	21.5	21.4	21.5	21.5	0.0	22.3
		12	13	22.0	21.9	22.0	22.0	0.0	22.6	21.5	21.4	21.5	21.5	0.0	22.3
		25	0	21.9	22.0	21.9	21.9	0.0	22.6	21.4	21.5	21.4	21.4	0.0	22.3
	64QAM	1	0	22.1	22.0	22.0	22.0	0.0	22.6	21.6	21.5	21.5	21.5	0.0	22.3
		1	12	22.0	22.1	21.9	21.9	0.0	22.6	21.5	21.6	21.4	21.4	0.0	22.3
		1	24	22.0	22.2	22.0	22.0	0.0	22.6	21.5	21.7	21.5	21.5	0.0	22.3
		12	0	22.0	22.0	21.9	22.0	0.1	22.5	21.5	21.5	21.4	21.5	0.0	22.3
		12	7	22.0	22.0	21.9	22.0	0.1	22.5	21.5	21.5	21.4	21.5	0.0	22.3
		12	13	22.0	22.0	21.9	22.0	0.1	22.5	21.5	21.5	21.4	21.5	0.0	22.3
		25	0	21.9	21.9	21.9	21.9	0.1	22.5	21.4	21.4	21.4	21.4	0.0	22.3
	256QAM	1	0	20.0	20.0	19.8	19.8	2.1	20.5	19.5	19.5	19.3	19.3	1.8	20.5
		1	12	19.8	19.9	19.7	19.8	2.1	20.5	19.3	19.4	19.2	19.3	1.8	20.5
		1	24	20.0	20.0	19.9	19.8	2.1	20.5	19.5	19.5	19.4	19.3	1.8	20.5
		12	0	19.8	19.9	19.8	19.9	2.1	20.5	19.3	19.4	19.3	19.4	1.8	20.5
		12	7	19.8	19.9	19.8	19.8	2.1	20.5	19.3	19.4	19.3	19.3	1.8	20.5
		12	13	19.8	19.9	19.8	19.9	2.1	20.5	19.3	19.4	19.3	19.4	1.8	20.5
		25	0	19.9	19.9	19.8	19.9	2.1	20.5	19.4	19.4	19.3	19.4	1.8	20.5

This report shall not be reproduced without the written approval of UL Verification Services Inc.

LTE Band 53 Measured Results (ANT1)

BW (MHz)	Mode	RB Allocation	RB offset	Power Mode A (dBm)			Power Mode B (dBm)		
				60197 2489.2 MHz	MPR	Tune-up Limit	60197 2489.2 MHz	MPR	Tune-up Limit
10 MHz	QPSK	1	0	19.9	0	20.7	19.9	0	20.7
		1	25	20.0	0	20.7	20.0	0	20.7
		1	49	19.9	0	20.7	19.9	0	20.7
		25	0	19.9	0	20.7	19.9	0	20.7
		25	12	20.0	0	20.7	20.0	0	20.7
		25	25	19.9	0	20.7	19.9	0	20.7
		50	0	19.9	0	20.7	19.9	0	20.7
	16QAM	1	0	19.7	0	20.7	19.7	0	20.7
		1	25	19.9	0	20.7	19.9	0	20.7
		1	49	19.8	0	20.7	19.8	0	20.7
		25	0	19.7	0	20.7	19.7	0	20.7
		25	12	19.7	0	20.7	19.7	0	20.7
		25	25	19.7	0	20.7	19.7	0	20.7
		50	0	19.7	0	20.7	19.7	0	20.7
	64QAM	1	0	19.7	0	20.7	19.7	0	20.7
		1	25	19.8	0	20.7	19.8	0	20.7
		1	49	19.7	0	20.7	19.7	0	20.7
		25	0	19.7	0	20.7	19.7	0	20.7
		25	12	19.8	0	20.7	19.8	0	20.7
		25	25	19.7	0	20.7	19.7	0	20.7
		50	0	19.7	0	20.7	19.7	0	20.7
	256QAM	1	0	19.6	0	20.7	19.6	0	20.7
		1	25	19.7	0	20.7	19.7	0	20.7
		1	49	19.5	0	20.7	19.5	0	20.7
		25	0	19.7	0	20.7	19.7	0	20.7
		25	12	19.7	0	20.7	19.7	0	20.7
		25	25	19.7	0	20.7	19.7	0	20.7
		50	0	19.7	0	20.7	19.7	0	20.7

BW (MHz)	Mode	RB Allocation	RB offset	Power Mode A (dBm)			Power Mode B (dBm)		
				60197 2489.2 MHz	MPR	Tune-up Limit	60197 2489.2 MHz	MPR	Tune-up Limit
5 MHz	QPSK	1	0	19.7	0	20.7	19.7	0	20.7
		1	12	19.8	0	20.7	19.8	0	20.7
		1	24	19.7	0	20.7	19.7	0	20.7
		12	0	19.7	0	20.7	19.7	0	20.7
		12	7	19.8	0	20.7	19.8	0	20.7
		12	13	19.7	0	20.7	19.7	0	20.7
		25	0	19.7	0	20.7	19.7	0	20.7
	16QAM	1	0	19.9	0	20.7	19.9	0	20.7
		1	12	20.0	0	20.7	20.0	0	20.7
		1	24	19.9	0	20.7	19.9	0	20.7
		12	0	19.6	0	20.7	19.6	0	20.7
		12	7	19.7	0	20.7	19.7	0	20.7
		12	13	19.6	0	20.7	19.6	0	20.7
		25	0	19.7	0	20.7	19.7	0	20.7
	64QAM	1	0	19.8	0	20.7	19.8	0	20.7
		1	12	19.9	0	20.7	19.9	0	20.7
		1	24	19.8	0	20.7	19.8	0	20.7
		12	0	19.7	0	20.7	19.7	0	20.7
		12	7	19.8	0	20.7	19.8	0	20.7
		12	13	19.7	0	20.7	19.7	0	20.7
		25	0	19.7	0	20.7	19.7	0	20.7
	256QAM	1	0	19.6	0	20.7	19.6	0	20.7
		1	12	19.7	0	20.7	19.7	0	20.7
		1	24	19.6	0	20.7	19.6	0	20.7
		12	0	19.7	0	20.7	19.7	0	20.7
		12	7	19.8	0	20.7	19.8	0	20.7
		12	13	19.7	0	20.7	19.7	0	20.7
		25	0	19.7	0	20.7	19.7	0	20.7

This report shall not be reproduced without the written approval of UL Verification Services Inc.

LTE Band 53 Measured Results (ANT1) (continued)

BW (MHz)	Mode	RB Allocation	RB offset	Power Mode A (dBm)			MPR	Tune-up Limit	Power Mode B (dBm)			MPR	Tune-up Limit
				60155	60197	60240			60155	60197	60240		
				2485 MHz	2489.2 MHz	2493.5 MHz			2485 MHz	2489.2 MHz	2493.5 MHz		
3 MHz	QPSK	1	0	19.6	19.7	19.6	0	20.7	19.6	19.7	19.6	0	20.7
		1	8	19.8	19.8	19.7	0	20.7	19.8	19.8	19.7	0	20.7
		1	14	19.6	19.7	19.6	0	20.7	19.6	19.7	19.6	0	20.7
		8	0	19.8	19.8	19.7	0	20.7	19.8	19.8	19.7	0	20.7
		8	4	19.8	19.8	19.8	0	20.7	19.8	19.8	19.8	0	20.7
		8	7	19.8	19.8	19.8	0	20.7	19.8	19.8	19.8	0	20.7
		15	0	19.8	19.8	19.7	0	20.7	19.8	19.8	19.7	0	20.7
	16QAM	1	0	19.8	19.8	19.6	0	20.7	19.8	19.8	19.6	0	20.7
		1	8	19.9	19.9	19.7	0	20.7	19.9	19.9	19.7	0	20.7
		1	14	19.7	19.8	19.6	0	20.7	19.7	19.8	19.6	0	20.7
		8	0	19.8	19.8	19.7	0	20.7	19.8	19.8	19.7	0	20.7
		8	4	19.8	19.8	19.7	0	20.7	19.8	19.8	19.7	0	20.7
		8	7	19.8	19.8	19.8	0	20.7	19.8	19.8	19.8	0	20.7
		15	0	19.7	19.8	19.7	0	20.7	19.7	19.8	19.7	0	20.7
	64QAM	1	0	19.6	19.7	19.5	0	20.7	19.6	19.7	19.5	0	20.7
		1	8	19.7	19.8	19.7	0	20.7	19.7	19.8	19.7	0	20.7
		1	14	19.7	19.7	19.8	0	20.7	19.7	19.7	19.8	0	20.7
		8	0	19.8	19.8	19.7	0	20.7	19.8	19.8	19.7	0	20.7
		8	4	19.8	19.9	19.7	0	20.7	19.8	19.9	19.7	0	20.7
		8	7	19.8	19.9	19.7	0	20.7	19.8	19.9	19.7	0	20.7
		15	0	19.8	19.8	19.7	0	20.7	19.8	19.8	19.7	0	20.7
	256QAM	1	0	19.5	19.6	19.5	0	20.7	19.5	19.6	19.5	0	20.7
		1	8	19.8	19.7	19.6	0	20.7	19.8	19.7	19.6	0	20.7
		1	14	19.6	19.6	19.5	0	20.7	19.6	19.6	19.5	0	20.7
		8	0	19.7	19.8	19.6	0	20.7	19.7	19.8	19.6	0	20.7
		8	4	19.8	19.8	19.7	0	20.7	19.8	19.8	19.7	0	20.7
		8	7	19.7	19.8	19.7	0	20.7	19.7	19.8	19.7	0	20.7
		15	0	19.7	19.8	19.7	0	20.7	19.7	19.8	19.7	0	20.7

BW (MHz)	Mode	RB Allocation	RB offset	Power Mode A (dBm)			MPR	Tune-up Limit	Power Mode B (dBm)			MPR	Tune-up Limit
				60147	60197	60248			60147	60197	60248		
				2484.2 MHz	2489.2 MHz	2494.3 MHz			2484.2 MHz	2489.2 MHz	2494.3 MHz		
1.4 MHz	QPSK	1	0	19.6	19.7	19.6	0	20.7	19.6	19.7	19.6	0	20.7
		1	3	19.7	19.8	19.6	0	20.7	19.7	19.8	19.6	0	20.7
		1	5	19.6	19.7	19.7	0	20.7	19.6	19.7	19.7	0	20.7
		3	0	19.6	19.8	19.7	0	20.7	19.6	19.8	19.7	0	20.7
		3	1	19.7	19.8	19.7	0	20.7	19.7	19.8	19.7	0	20.7
		3	3	19.6	19.7	19.7	0	20.7	19.6	19.7	19.7	0	20.7
		6	0	19.7	19.8	19.7	0	20.7	19.7	19.8	19.7	0	20.7
	16QAM	1	0	19.4	19.6	19.7	0	20.7	19.4	19.6	19.7	0	20.7
		1	3	19.8	19.9	19.8	0	20.7	19.8	19.9	19.8	0	20.7
		1	5	19.6	19.8	19.7	0	20.7	19.6	19.8	19.7	0	20.7
		3	0	19.7	19.9	19.7	0	20.7	19.7	19.9	19.7	0	20.7
		3	1	19.6	19.8	19.8	0	20.7	19.6	19.8	19.8	0	20.7
		3	3	19.7	19.8	19.8	0	20.7	19.7	19.8	19.8	0	20.7
		6	0	19.7	19.7	19.7	0	20.7	19.7	19.7	19.7	0	20.7
	64QAM	1	0	19.8	19.9	19.6	0	20.7	19.8	19.9	19.6	0	20.7
		1	3	19.8	19.9	19.6	0	20.7	19.8	19.9	19.6	0	20.7
		1	5	19.7	19.1	19.6	0	20.7	19.7	19.1	19.6	0	20.7
		3	0	19.8	19.8	19.7	0	20.7	19.8	19.8	19.7	0	20.7
		3	1	19.8	19.9	19.6	0	20.7	19.8	19.9	19.6	0	20.7
		3	3	19.8	19.7	19.6	0	20.7	19.8	19.7	19.6	0	20.7
		6	0	19.8	19.8	19.7	0	20.7	19.8	19.8	19.7	0	20.7
	256QAM	1	0	19.6	19.5	19.7	0	20.7	19.6	19.5	19.7	0	20.7
		1	3	19.6	19.6	19.6	0	20.7	19.6	19.6	19.6	0	20.7
		1	5	19.6	19.6	19.7	0	20.7	19.6	19.6	19.7	0	20.7
		3	0	19.7	19.8	19.7	0	20.7	19.7	19.8	19.7	0	20.7
		3	1	19.7	19.8	19.6	0	20.7	19.7	19.8	19.6	0	20.7
		3	3	19.6	19.7	19.9	0	20.7	19.6	19.7	19.9	0	20.7
		6	0	19.7	19.7	19.7	0	20.7	19.7	19.7	19.7	0	20.7

This report shall not be reproduced without the written approval of UL Verification Services Inc.

LTE Band 53 Measured Results (ANT2)

BW (MHz)	Mode	RB Allocation	RB offset	Power Mode A (dBm)			Power Mode B (dBm)		
				60197 2489.2 MHz	MPR	Tune-up Limit	60197 2489.2 MHz	MPR	Tune-up Limit
10 MHz	QPSK	1	0	19.9	0.0	20.7	19.9	0.0	20.7
		1	25	20.1	0.0	20.7	20.1	0.0	20.7
		1	49	20.0	0.0	20.7	20.0	0.0	20.7
		25	0	20.1	0.0	20.7	20.1	0.0	20.7
		25	12	20.1	0.0	20.7	20.1	0.0	20.7
		25	25	20.0	0.0	20.7	20.0	0.0	20.7
		50	0	20.0	0.0	20.7	20.0	0.0	20.7
	16QAM	1	0	20.0	0.0	20.7	20.0	0.0	20.7
		1	25	20.1	0.0	20.7	20.1	0.0	20.7
		1	49	20.1	0.0	20.7	20.1	0.0	20.7
		25	0	20.0	0.0	20.7	20.0	0.0	20.7
		25	12	20.1	0.0	20.7	20.1	0.0	20.7
		25	25	20.0	0.0	20.7	20.0	0.0	20.7
		50	0	20.0	0.0	20.7	20.0	0.0	20.7
	64QAM	1	0	19.9	0.0	20.7	19.9	0.0	20.7
		1	25	20.0	0.0	20.7	20.0	0.0	20.7
		1	49	20.0	0.0	20.7	20.0	0.0	20.7
		25	0	20.1	0.0	20.7	20.1	0.0	20.7
		25	12	20.1	0.0	20.7	20.1	0.0	20.7
		25	25	20.0	0.0	20.7	20.0	0.0	20.7
		50	0	20.0	0.0	20.7	20.0	0.0	20.7
	256QAM	1	0	17.9	2.0	18.7	17.9	2.0	18.7
		1	25	18.1	2.0	18.7	18.1	2.0	18.7
		1	49	18.0	2.0	18.7	18.0	2.0	18.7
		25	0	18.1	2.0	18.7	18.1	2.0	18.7
		25	12	18.1	2.0	18.7	18.1	2.0	18.7
		25	25	18.0	2.0	18.7	18.0	2.0	18.7
		50	0	18.0	2.0	18.7	18.0	2.0	18.7

BW (MHz)	Mode	RB Allocation	RB offset	Power Mode A (dBm)			Power Mode B (dBm)		
				60197 2489.2 MHz	MPR	Tune-up Limit	60197 2489.2 MHz	MPR	Tune-up Limit
5 MHz	QPSK	1	0	20.0	0.0	20.7	20.0	0.0	20.7
		1	12	20.1	0.0	20.7	20.1	0.0	20.7
		1	24	20.0	0.0	20.7	20.0	0.0	20.7
		12	0	20.1	0.0	20.7	20.1	0.0	20.7
		12	7	20.1	0.0	20.7	20.1	0.0	20.7
		12	13	20.1	0.0	20.7	20.1	0.0	20.7
		25	0	20.1	0.0	20.7	20.1	0.0	20.7
	16QAM	1	0	20.1	0.0	20.7	20.1	0.0	20.7
		1	12	20.1	0.0	20.7	20.1	0.0	20.7
		1	24	20.1	0.0	20.7	20.1	0.0	20.7
		12	0	20.1	0.0	20.7	20.1	0.0	20.7
		12	7	20.1	0.0	20.7	20.1	0.0	20.7
		12	13	20.1	0.0	20.7	20.1	0.0	20.7
		25	0	20.0	0.0	20.7	20.0	0.0	20.7
	64QAM	1	0	20.1	0.0	20.7	20.1	0.0	20.7
		1	12	20.1	0.0	20.7	20.1	0.0	20.7
		1	24	20.1	0.0	20.7	20.1	0.0	20.7
		12	0	20.0	0.0	20.7	20.0	0.0	20.7
		12	7	20.1	0.0	20.7	20.1	0.0	20.7
		12	13	20.1	0.0	20.7	20.1	0.0	20.7
		25	0	20.1	0.0	20.7	20.1	0.0	20.7
	256QAM	1	0	18.0	2.0	18.7	18.0	2.0	18.7
		1	12	18.1	2.0	18.7	18.1	2.0	18.7
		1	24	17.9	2.0	18.7	17.9	2.0	18.7
		12	0	18.0	2.0	18.7	18.0	2.0	18.7
		12	7	18.1	2.0	18.7	18.1	2.0	18.7
		12	13	18.1	2.0	18.7	18.1	2.0	18.7
		25	0	18.1	2.0	18.7	18.1	2.0	18.7

This report shall not be reproduced without the written approval of UL Verification Services Inc.

LTE Band 53 Measured Results (ANT2) (continued)

BW (MHz)	Mode	RB Allocation	RB offset	Power Mode A (dBm)					Power Mode B (dBm)				
				60155	60197	60240	MPR	Tune-up Limit	60155	60197	60240	MPR	Tune-up Limit
				2485 MHz	2489.2 MHz	2493.5 MHz			2485 MHz	2489.2 MHz	2493.5 MHz		
3 MHz	QPSK	1	0	19.9	19.9	19.9	0.0	20.7	19.9	19.9	19.9	0.0	20.7
		1	8	20.0	20.0	20.0	0.0	20.7	20.0	20.0	20.0	0.0	20.7
		1	14	19.9	19.9	19.9	0.0	20.7	19.9	19.9	19.9	0.0	20.7
		8	0	20.0	20.0	20.0	0.0	20.7	20.0	20.0	20.0	0.0	20.7
		8	4	20.1	20.1	20.1	0.0	20.7	20.1	20.1	20.1	0.0	20.7
		8	7	20.1	20.1	20.1	0.0	20.7	20.1	20.1	20.1	0.0	20.7
		15	0	20.0	20.0	20.0	0.0	20.7	20.0	20.0	20.0	0.0	20.7
	16QAM	1	0	20.0	19.9	19.9	0.0	20.7	20.0	19.9	19.9	0.0	20.7
		1	8	20.1	20.0	19.9	0.0	20.7	20.1	20.0	19.9	0.0	20.7
		1	14	20.0	19.9	19.9	0.0	20.7	20.0	19.9	19.9	0.0	20.7
		8	0	20.0	20.1	20.0	0.0	20.7	20.0	20.1	20.0	0.0	20.7
		8	4	20.1	20.1	20.0	0.0	20.7	20.1	20.1	20.0	0.0	20.7
		8	7	20.1	20.1	20.0	0.0	20.7	20.1	20.1	20.0	0.0	20.7
		15	0	20.0	20.0	20.0	0.0	20.7	20.0	20.0	20.0	0.0	20.7
	64QAM	1	0	19.9	19.9	20.0	0.0	20.7	19.9	19.9	20.0	0.0	20.7
		1	8	20.0	20.0	20.1	0.0	20.7	20.0	20.0	20.1	0.0	20.7
		1	14	20.0	19.9	20.0	0.0	20.7	20.0	19.9	20.0	0.0	20.7
		8	0	20.0	20.0	20.0	0.0	20.7	20.0	20.0	20.0	0.0	20.7
		8	4	20.0	20.1	20.1	0.0	20.7	20.0	20.1	20.1	0.0	20.7
		8	7	20.0	20.1	20.1	0.0	20.7	20.0	20.1	20.1	0.0	20.7
		15	0	20.0	20.1	20.0	0.0	20.7	20.0	20.1	20.0	0.0	20.7
	256QAM	1	0	17.9	17.9	17.9	2.0	18.7	17.9	17.9	17.9	2.0	18.7
		1	8	18.0	18.0	18.1	2.0	18.7	18.0	18.0	18.1	2.0	18.7
		1	14	18.0	17.9	17.9	2.0	18.7	18.0	17.9	17.9	2.0	18.7
		8	0	18.0	18.0	18.0	2.0	18.7	18.0	18.0	18.0	2.0	18.7
		8	4	18.0	18.1	18.1	2.0	18.7	18.0	18.1	18.1	2.0	18.7
		8	7	18.1	18.1	18.1	2.0	18.7	18.1	18.1	18.1	2.0	18.7
		15	0	18.0	18.0	18.0	2.0	18.7	18.0	18.0	18.0	2.0	18.7

BW (MHz)	Mode	RB Allocation	RB offset	Power Mode A (dBm)					Power Mode B (dBm)				
				60147	60197	60248	MPR	Tune-up Limit	60147	60197	60248	MPR	Tune-up Limit
				2484.2 MHz	2489.2 MHz	2494.3 MHz			2484.2 MHz	2489.2 MHz	2494.3 MHz		
1.4 MHz	QPSK	1	0	20.0	20.0	20.0	0.0	20.7	20.0	20.0	20.0	0.0	20.7
		1	3	20.0	20.0	20.0	0.0	20.7	20.0	20.0	20.0	0.0	20.7
		1	5	20.0	20.1	20.0	0.0	20.7	20.0	20.1	20.0	0.0	20.7
		3	0	20.1	20.1	20.0	0.0	20.7	20.1	20.1	20.0	0.0	20.7
		3	1	20.0	20.1	20.0	0.0	20.7	20.0	20.1	20.0	0.0	20.7
		3	3	20.1	20.1	20.0	0.0	20.7	20.1	20.1	20.0	0.0	20.7
		6	0	20.0	20.1	20.0	0.0	20.7	20.0	20.1	20.0	0.0	20.7
	16QAM	1	0	20.0	20.0	19.9	0.0	20.7	20.0	20.0	19.9	0.0	20.7
		1	3	20.1	20.1	20.0	0.0	20.7	20.1	20.1	20.0	0.0	20.7
		1	5	20.0	20.1	19.9	0.0	20.7	20.0	20.1	19.9	0.0	20.7
		3	0	20.0	20.1	19.9	0.0	20.7	20.0	20.1	19.9	0.0	20.7
		3	1	20.0	20.0	20.0	0.0	20.7	20.0	20.0	20.0	0.0	20.7
		3	3	20.1	20.1	20.0	0.0	20.7	20.1	20.1	20.0	0.0	20.7
		6	0	20.0	20.1	20.0	0.0	20.7	20.0	20.1	20.0	0.0	20.7
	64QAM	1	0	19.9	19.8	19.9	0.0	20.7	19.9	19.8	19.9	0.0	20.7
		1	3	20.0	20.1	19.9	0.0	20.7	20.0	20.1	19.9	0.0	20.7
		1	5	20.0	20.1	19.9	0.0	20.7	20.0	20.1	19.9	0.0	20.7
		3	0	20.0	20.1	20.0	0.0	20.7	20.0	20.1	20.0	0.0	20.7
		3	1	20.1	20.1	20.0	0.0	20.7	20.1	20.1	20.0	0.0	20.7
		3	3	20.1	20.0	20.0	0.0	20.7	20.1	20.0	20.0	0.0	20.7
		6	0	20.0	20.1	20.0	0.0	20.7	20.0	20.1	20.0	0.0	20.7
	256QAM	1	0	17.8	18.0	17.9	2.0	18.7	17.8	18.0	17.9	2.0	18.7
		1	3	18.1	18.0	18.0	2.0	18.7	18.1	18.0	18.0	2.0	18.7
		1	5	18.0	18.1	17.9	2.0	18.7	18.0	18.1	17.9	2.0	18.7
		3	0	18.1	18.0	17.9	2.0	18.7	18.1	18.0	17.9	2.0	18.7
		3	1	18.1	18.0	18.0	2.0	18.7	18.1	18.0	18.0	2.0	18.7
		3	3	18.0	18.0	18.0	2.0	18.7	18.0	18.0	18.0	2.0	18.7
		6	0	18.0	18.1	18.1	2.0	18.7	18.0	18.1	18.1	2.0	18.7

This report shall not be reproduced without the written approval of UL Verification Services Inc.

LTE Band 66 Measured Results (ANT1)

BW (MHz)	Mode	RB Allocation	RB offset	Power Mode A (dBm)					Power Mode B (dBm)				
				132072	132322	132572	MPR	Tune-up Limit	132072	132322	132572	MPR	Tune-up Limit
				1720 MHz	1745 MHz	1770 MHz			1720 MHz	1745 MHz	1770 MHz		
20 MHz	QPSK	1	0	23.9	24.9	24.9	0	25.2	18.5	18.5	18.5	0	19.1
		1	49	25.0	25.0	25.0	0	25.2	18.5	18.6	18.6	0	19.1
		1	99	24.9	24.9	24.9	0	25.2	18.4	18.5	18.5	0	19.1
		50	0	23.9	23.9	24.0	0.5	24.7	18.4	18.5	18.5	0	19.1
		50	24	23.9	24.0	24.0	0.5	24.7	18.5	18.6	18.6	0	19.1
		50	50	23.9	23.9	24.0	0.5	24.7	18.5	18.5	18.6	0	19.1
		100	0	23.9	24.0	24.0	0.5	24.7	18.5	18.5	18.5	0	19.1
	16QAM	1	0	24.1	24.0	24.2	0.5	24.7	18.3	18.4	18.6	0	19.1
		1	49	24.3	24.2	24.3	0.5	24.7	18.6	18.6	18.6	0	19.1
		1	99	24.0	24.0	24.2	0.5	24.7	18.3	18.4	18.5	0	19.1
		50	0	22.7	22.8	22.8	1.5	23.7	18.4	18.5	18.5	0	19.1
		50	24	22.8	22.8	22.9	1.5	23.7	18.5	18.6	18.6	0	19.1
		50	50	22.8	22.8	22.8	1.5	23.7	18.5	18.5	18.6	0	19.1
		100	0	22.8	22.8	22.8	1.5	23.7	18.5	18.5	18.5	0	19.1
	64QAM	1	0	23.0	23.0	23.0	1.5	23.7	18.4	18.5	18.5	0	19.1
		1	49	23.2	23.0	23.2	1.5	23.7	18.5	18.6	18.6	0	19.1
		1	99	22.9	23.0	23.0	1.5	23.7	18.4	18.4	18.6	0	19.1
		50	0	21.7	21.7	21.8	2.5	22.7	18.4	18.5	18.5	0	19.1
		50	24	21.8	21.8	21.9	2.5	22.7	18.5	18.5	18.6	0	19.1
		50	50	21.7	21.8	21.8	2.5	22.7	18.5	18.5	18.5	0	19.1
		100	0	21.7	21.8	21.8	2.5	22.7	18.5	18.5	18.5	0	19.1
	256QAM	1	0	19.8	19.9	20.0	4.5	20.7	18.5	18.6	18.5	0	19.1
		1	49	19.9	20.0	20.1	4.5	20.7	18.5	18.6	18.6	0	19.1
		1	99	19.7	19.9	20.1	4.5	20.7	18.5	18.6	18.5	0	19.1
		50	0	19.7	19.7	19.8	4.5	20.7	18.3	18.4	18.4	0	19.1
		50	24	19.7	19.8	19.9	4.5	20.7	18.4	18.4	18.5	0	19.1
		50	50	19.7	19.7	19.8	4.5	20.7	18.4	18.4	18.5	0	19.1
		100	0	19.7	19.8	19.8	4.5	20.7	18.4	18.4	18.4	0	19.1

BW (MHz)	Mode	RB Allocation	RB offset	Power Mode A (dBm)					Power Mode B (dBm)				
				132047	132322	132597	MPR	Tune-up Limit	132047	132322	132597	MPR	Tune-up Limit
				1717.5 MHz	1745 MHz	1772.5 MHz			1717.5 MHz	1745 MHz	1772.5 MHz		
15 MHz	QPSK	1	0	24.7	24.7	24.9	0	25.2	18.4	18.4	18.5	0	19.1
		1	37	24.7	24.8	24.9	0	25.2	18.4	18.5	18.5	0	19.1
		1	74	24.7	24.7	24.8	0	25.2	18.3	18.4	18.5	0	19.1
		36	0	23.7	23.7	23.8	0.5	24.7	18.3	18.4	18.5	0	19.1
		36	20	23.8	23.8	23.8	0.5	24.7	18.4	18.5	18.5	0	19.1
		36	39	23.7	23.8	23.9	0.5	24.7	18.4	18.5	18.5	0	19.1
		75	0	23.7	23.8	23.8	0.5	24.7	18.4	18.5	18.4	0	19.1
	16QAM	1	0	24.1	24.1	24.2	0.5	24.7	18.4	18.5	18.6	0	19.1
		1	37	24.1	24.1	24.2	0.5	24.7	18.6	18.6	18.6	0	19.1
		1	74	24.0	24.0	24.1	0.5	24.7	18.4	18.5	18.6	0	19.1
		36	0	22.7	22.7	22.8	1.5	23.7	18.4	18.4	18.5	0	19.1
		36	20	22.8	22.8	22.8	1.5	23.7	18.5	18.5	18.5	0	19.1
		36	39	22.8	22.8	22.9	1.5	23.7	18.5	18.5	18.6	0	19.1
		75	0	22.8	22.8	22.8	1.5	23.7	18.4	18.5	18.5	0	19.1
	64QAM	1	0	22.9	22.8	21.7	1.5	23.7	18.5	18.4	18.4	0	19.1
		1	37	23.0	22.9	23.1	1.5	23.7	18.5	18.5	18.5	0	19.1
		1	74	22.8	22.8	23.0	1.5	23.7	18.5	18.4	18.4	0	19.1
		36	0	21.7	21.7	21.8	2.5	22.7	18.4	18.5	18.5	0	19.1
		36	20	21.8	21.8	21.8	2.5	22.7	18.5	18.5	18.5	0	19.1
		36	39	21.7	21.8	21.8	2.5	22.7	18.5	18.5	18.5	0	19.1
		75	0	21.8	21.8	21.8	2.5	22.7	18.4	18.5	18.5	0	19.1
	256QAM	1	0	19.8	19.8	19.9	4.5	20.7	18.3	18.4	18.4	0	19.1
		1	37	19.9	19.9	20.0	4.5	20.7	18.5	18.5	18.5	0	19.1
		1	74	19.8	19.8	19.8	4.5	20.7	18.4	18.4	18.4	0	19.1
		36	0	19.7	19.7	19.8	4.5	20.7	18.2	18.2	18.3	0	19.1
		36	20	19.7	19.8	19.8	4.5	20.7	18.3	18.4	18.3	0	19.1
		36	39	19.7	19.7	19.8	4.5	20.7	18.3	18.3	18.4	0	19.1
		75	0	19.7	19.7	19.8	4.5	20.7	18.3	18.3	18.3	0	19.1

This report shall not be reproduced without the written approval of UL Verification Services Inc.

LTE Band 66 Measured Results (ANT1) (continued)

BW (MHz)	Mode	RB Allocation	RB offset	Power Mode A (dBm)					Power Mode B (dBm)				
				132022	132322	132622	MPR	Tune-up Limit	132022	132322	132622	MPR	Tune-up Limit
				1715 MHz	1745 MHz	1775 MHz			1715 MHz	1745 MHz	1775 MHz		
10 MHz	QPSK	1	0	24.8	24.9	25.0	0	25.2	18.4	18.4	18.3	0	19.1
		1	25	24.8	24.9	25.0	0	25.2	18.4	18.5	18.3	0	19.1
		1	49	24.8	24.9	24.9	0	25.2	18.3	18.4	18.2	0	19.1
		25	0	23.8	23.9	24.0	0.5	24.7	18.4	18.4	18.3	0	19.1
		25	12	23.9	24.0	24.0	0.5	24.7	18.5	18.5	18.3	0	19.1
		25	25	23.9	23.9	24.0	0.5	24.7	18.4	18.5	18.4	0	19.1
		50	0	23.9	23.9	23.9	0.5	24.7	18.5	18.5	18.3	0	19.1
	16QAM	1	0	24.2	24.3	24.3	0.5	24.7	18.4	18.5	18.4	0	19.1
		1	25	24.2	24.2	24.3	0.5	24.7	18.3	18.5	18.3	0	19.1
		1	49	24.1	24.2	24.2	0.5	24.7	18.3	18.4	18.3	0	19.1
		25	0	22.8	22.9	23.0	1.5	23.7	18.3	18.3	18.2	0	19.1
		25	12	22.9	23.0	23.0	1.5	23.7	18.3	18.4	18.2	0	19.1
		25	25	22.9	22.9	23.0	1.5	23.7	18.3	18.3	18.3	0	19.1
		50	0	22.9	22.9	22.9	1.5	23.7	18.3	18.3	18.1	0	19.1
	64QAM	1	0	22.9	23.0	23.1	1.5	23.7	18.4	18.5	18.3	0	19.1
		1	25	23.0	23.0	23.1	1.5	23.7	18.5	18.6	18.4	0	19.1
		1	49	23.0	22.9	23.1	1.5	23.7	18.4	18.5	18.2	0	19.1
		25	0	21.8	21.9	22.0	2.5	22.7	18.2	18.3	18.2	0	19.1
		25	12	21.9	22.0	22.0	2.5	22.7	18.3	18.4	18.2	0	19.1
		25	25	21.9	21.9	22.0	2.5	22.7	18.3	18.3	18.2	0	19.1
		50	0	21.9	21.9	21.9	2.5	22.7	18.3	18.3	18.2	0	19.1
	256QAM	1	0	19.9	20.0	20.0	4.5	20.7	18.3	18.4	18.3	0	19.1
		1	25	20.0	20.1	20.2	4.5	20.7	18.4	18.5	18.4	0	19.1
		1	49	19.9	20.0	20.0	4.5	20.7	18.3	18.4	18.3	0	19.1
		25	0	19.8	19.9	20.0	4.5	20.7	18.4	18.5	18.4	0	19.1
		25	12	19.9	20.0	20.0	4.5	20.7	18.5	18.5	18.4	0	19.1
		25	25	19.9	19.9	20.0	4.5	20.7	18.5	18.5	18.4	0	19.1
		50	0	19.9	19.9	19.9	4.5	20.7	18.5	18.5	18.3	0	19.1

BW (MHz)	Mode	RB Allocation	RB offset	Power Mode A (dBm)					Power Mode B (dBm)				
				131997	132322	132647	MPR	Tune-up Limit	131997	132322	132647	MPR	Tune-up Limit
				1712.5 MHz	1745 MHz	1777.5 MHz			1712.5 MHz	1745 MHz	1777.5 MHz		
5 MHz	QPSK	1	0	23.9	24.9	24.9	0	25.2	18.3	18.4	18.5	0	19.1
		1	12	25.0	25.0	25.0	0	25.2	18.4	18.4	18.5	0	19.1
		1	24	24.9	24.9	24.9	0	25.2	18.3	18.3	18.4	0	19.1
		12	0	23.9	23.9	24.0	0.5	24.7	18.3	18.4	18.5	0	19.1
		12	7	23.9	23.9	24.0	0.5	24.7	18.4	18.4	18.5	0	19.1
		12	13	23.9	23.9	24.0	0.5	24.7	18.3	18.4	18.5	0	19.1
		25	0	23.9	23.9	24.0	0.5	24.7	18.3	18.4	18.5	0	19.1
	16QAM	1	0	24.2	24.2	24.3	0.5	24.7	18.3	18.4	18.4	0	19.1
		1	12	24.3	24.3	24.2	0.5	24.7	18.3	18.4	18.4	0	19.1
		1	24	24.2	24.2	24.3	0.5	24.7	18.3	18.4	18.3	0	19.1
		12	0	23.0	23.0	23.0	1.5	23.7	18.4	18.5	18.5	0	19.1
		12	7	23.0	23.0	23.0	1.5	23.7	18.5	18.5	18.5	0	19.1
		12	13	22.9	22.9	22.9	1.5	23.7	18.5	18.5	18.5	0	19.1
		25	0	22.9	22.9	23.0	1.5	23.7	18.4	18.4	18.5	0	19.1
	64QAM	1	0	23.0	23.1	23.0	1.5	23.7	18.5	18.4	18.5	0	19.1
		1	12	23.1	23.1	23.0	1.5	23.7	18.5	18.5	18.5	0	19.1
		1	24	23.0	23.1	23.1	1.5	23.7	18.5	18.5	18.5	0	19.1
		12	0	21.8	21.9	22.0	2.5	22.7	18.3	18.5	18.5	0	19.1
		12	7	21.9	21.9	22.0	2.5	22.7	18.4	18.5	18.5	0	19.1
		12	13	21.8	21.9	22.0	2.5	22.7	18.4	18.4	18.5	0	19.1
		25	0	21.9	21.9	22.0	2.5	22.7	18.4	18.4	18.5	0	19.1
	256QAM	1	0	20.0	20.0	20.2	4.5	20.7	18.4	18.5	18.6	0	19.1
		1	12	20.0	20.0	20.2	4.5	20.7	18.5	18.6	18.6	0	19.1
		1	24	20.0	20.0	20.1	4.5	20.7	18.4	18.5	18.6	0	19.1
		12	0	19.8	20.0	20.0	4.5	20.7	18.3	18.5	18.5	0	19.1
		12	7	19.9	19.9	20.0	4.5	20.7	18.4	18.5	18.5	0	19.1
		12	13	19.9	19.9	20.0	4.5	20.7	18.4	18.4	18.5	0	19.1
		25	0	19.9	19.9	20.0	4.5	20.7	18.4	18.4	18.5	0	19.1

This report shall not be reproduced without the written approval of UL Verification Services Inc.

LTE Band 66 Measured Results (ANT1) (continued)

BW (MHz)	Mode	RB Allocation	RB offset	Power Mode A (dBm)					Power Mode B (dBm)				
				131987	132322	132657	MPR	Tune-up Limit	131987	132322	132657	MPR	Tune-up Limit
				1711.5 MHz	1745 MHz	1778.5 MHz			1711.5 MHz	1745 MHz	1778.5 MHz		
3 MHz	QPSK	1	0	24.7	24.8	24.9	0	25.2	18.3	18.3	18.4	0	19.1
		1	8	24.9	24.9	24.9	0	25.2	18.4	18.5	18.5	0	19.1
		1	14	24.7	24.8	24.8	0	25.2	18.3	18.4	18.4	0	19.1
		8	0	23.8	23.9	24.0	0.5	24.7	18.4	18.5	18.5	0	19.1
		8	4	23.8	23.9	24.0	0.5	24.7	18.5	18.5	18.6	0	19.1
		8	7	23.8	23.9	24.0	0.5	24.7	18.5	18.5	18.6	0	19.1
		15	0	23.8	23.8	23.9	0.5	24.7	18.4	18.5	18.5	0	19.1
	16QAM	1	0	24.0	24.2	24.3	0.5	24.7	18.3	18.4	18.5	0	19.1
		1	8	24.1	24.3	24.3	0.5	24.7	18.5	18.5	18.5	0	19.1
		1	14	24.0	24.1	24.2	0.5	24.7	18.4	18.5	18.3	0	19.1
		8	0	22.9	22.9	23.0	1.5	23.7	18.4	18.4	18.4	0	19.1
		8	4	22.9	23.0	23.0	1.5	23.7	18.4	18.4	18.5	0	19.1
		8	7	22.9	23.0	23.0	1.5	23.7	18.4	18.4	18.5	0	19.1
		15	0	22.8	22.9	23.0	1.5	23.7	18.3	18.3	18.4	0	19.1
	64QAM	1	0	22.9	23.0	23.2	1.5	23.7	18.5	18.5	18.5	0	19.1
		1	8	23.0	23.1	23.2	1.5	23.7	18.6	18.6	18.6	0	19.1
		1	14	22.9	23.0	23.0	1.5	23.7	18.5	18.5	18.5	0	19.1
		8	0	21.9	21.9	22.0	2.5	22.7	18.4	18.3	18.4	0	19.1
		8	4	21.9	21.9	22.0	2.5	22.7	18.4	18.4	18.5	0	19.1
		8	7	21.9	21.9	22.0	2.5	22.7	18.4	18.4	18.4	0	19.1
		15	0	21.8	21.9	21.9	2.5	22.7	18.3	18.3	18.4	0	19.1
	256QAM	1	0	20.0	19.9	20.2	4.5	20.7	18.4	18.3	18.5	0	19.1
		1	8	20.1	20.0	20.1	4.5	20.7	18.5	18.4	18.5	0	19.1
		1	14	20.0	19.9	20.0	4.5	20.7	18.4	18.3	18.4	0	19.1
		8	0	19.9	19.9	20.0	4.5	20.7	18.4	18.3	18.4	0	19.1
		8	4	19.9	19.9	20.0	4.5	20.7	18.4	18.4	18.4	0	19.1
		8	7	19.9	19.9	20.0	4.5	20.7	18.4	18.3	18.4	0	19.1
		15	0	19.9	19.9	20.0	4.5	20.7	18.4	18.3	18.4	0	19.1

BW (MHz)	Mode	RB Allocation	RB offset	Power Mode A (dBm)					Power Mode B (dBm)				
				131979	132322	132665	MPR	Tune-up Limit	131979	132322	132665	MPR	Tune-up Limit
				1710.7 MHz	1745 MHz	1779.3 MHz			1710.7 MHz	1745 MHz	1779.3 MHz		
1.4 MHz	QPSK	1	0	23.8	24.9	24.9	0	25.2	18.5	18.4	18.5	0	19.1
		1	3	24.8	24.9	25.0	0	25.2	18.5	18.5	18.6	0	19.1
		1	5	24.8	24.9	25.0	0	25.2	18.5	18.5	18.5	0	19.1
		3	0	24.8	24.9	24.9	0	25.2	18.5	18.5	18.5	0	19.1
		3	1	24.8	24.9	24.9	0	25.2	18.6	18.5	18.5	0	19.1
		3	3	24.8	24.9	24.9	0	25.2	18.5	18.5	18.5	0	19.1
		6	0	23.8	23.9	23.9	0.5	24.7	18.5	18.4	18.5	0	19.1
	16QAM	1	0	23.9	24.2	24.3	0.5	24.7	18.4	18.4	18.5	0	19.1
		1	3	24.0	24.2	24.3	0.5	24.7	18.4	18.4	18.5	0	19.1
		1	5	24.0	24.2	24.3	0.5	24.7	18.3	18.4	18.4	0	19.1
		3	0	24.0	24.0	24.1	0.5	24.7	18.5	18.5	18.5	0	19.1
		3	1	24.0	24.1	24.1	0.5	24.7	18.5	18.5	18.5	0	19.1
		3	3	24.0	24.1	24.1	0.5	24.7	18.5	18.5	18.5	0	19.1
		6	0	22.9	22.9	23.0	1.5	23.7	18.5	18.3	18.4	0	19.1
	64QAM	1	0	22.9	23.0	23.1	1.5	23.7	18.4	18.5	18.6	0	19.1
		1	3	22.9	23.1	23.2	1.5	23.7	18.4	18.5	18.6	0	19.1
		1	5	22.9	22.9	23.1	1.5	23.7	18.6	18.5	18.7	0	19.1
		3	0	22.9	22.9	23.0	1.5	23.7	18.5	18.6	18.6	0	19.1
		3	1	22.9	23.0	23.0	1.5	23.7	18.6	18.5	18.6	0	19.1
		3	3	22.9	22.9	23.0	1.5	23.7	18.5	18.5	18.6	0	19.1
		6	0	21.7	21.8	21.9	2.5	22.7	18.4	18.5	18.6	0	19.1
	256QAM	1	0	19.9	19.9	20.0	4.5	20.7	18.5	18.6	18.6	0	19.1
		1	3	20.0	19.9	20.1	4.5	20.7	18.5	18.6	18.7	0	19.1
		1	5	19.8	19.9	20.1	4.5	20.7	18.6	18.5	18.7	0	19.1
		3	0	19.9	20.0	20.0	4.5	20.7	18.5	18.5	18.6	0	19.1
		3	1	19.9	20.0	20.0	4.5	20.7	18.5	18.5	18.6	0	19.1
		3	3	19.9	20.0	20.0	4.5	20.7	18.5	18.5	18.6	0	19.1
		6	0	19.9	19.8	20.0	4.5	20.7	18.5	18.6	18.6	0	19.1

This report shall not be reproduced without the written approval of UL Verification Services Inc.

LTE Band 66 Measured Results (ANT2)

BW (MHz)	Mode	RB Allocation	RB offset	Power Mode A (dBm)					Power Mode B (dBm)				
				132072	132322	132572	MPR	Tune-up Limit	132072	132322	132572	MPR	Tune-up Limit
				1720 MHz	1745 MHz	1770 MHz			1720 MHz	1745 MHz	1770 MHz		
20 MHz	QPSK	1	0	22.0	22.0	21.9	0.0	22.6	22.4	22.3	22.4	0.0	23.0
		1	49	22.0	22.0	22.0	0.0	22.6	22.4	22.4	22.4	0.0	23.0
		1	99	22.0	22.0	22.0	0.0	22.6	22.4	22.3	22.3	0.0	23.0
		50	0	21.9	21.9	21.8	0.0	22.6	22.3	22.2	22.3	0.0	23.0
		50	24	21.9	22.0	22.0	0.0	22.6	22.3	22.4	22.4	0.0	23.0
		50	50	21.9	21.9	22.0	0.0	22.6	22.3	22.2	22.3	0.0	23.0
		100	0	21.9	22.0	21.9	0.0	22.6	22.2	22.4	22.2	0.0	23.0
	16QAM	1	0	22.0	22.0	21.8	0.0	22.6	22.3	22.1	22.1	0.0	23.0
		1	49	22.0	22.0	22.0	0.0	22.6	22.2	22.2	22.2	0.0	23.0
		1	99	21.9	21.9	21.7	0.0	22.6	22.2	22.0	22.0	0.0	23.0
		50	0	21.8	21.8	21.8	0.0	22.6	21.9	21.9	21.7	0.3	22.7
		50	24	22.0	22.0	21.9	0.0	22.6	21.9	21.9	21.8	0.3	22.7
		50	50	22.0	21.9	21.8	0.0	22.6	21.9	21.8	21.7	0.3	22.7
		100	0	22.0	22.0	21.9	0.0	22.6	21.8	21.7	21.6	0.3	22.7
	64QAM	1	0	22.0	21.9	21.9	0.0	22.6	21.9	21.8	21.8	0.3	22.7
		1	49	22.0	21.9	21.9	0.0	22.6	21.9	21.9	21.8	0.3	22.7
		1	99	21.9	21.8	21.8	0.0	22.6	21.9	21.7	21.6	0.3	22.7
		50	0	21.0	20.9	20.7	0.9	21.7	20.8	20.7	20.5	1.3	21.7
		50	24	21.0	20.9	20.8	0.9	21.7	20.8	20.7	20.6	1.3	21.7
		50	50	21.0	20.9	20.8	0.9	21.7	20.7	20.7	20.5	1.3	21.7
		100	0	21.0	20.9	20.8	0.9	21.7	20.8	20.7	20.6	1.3	21.7
	256QAM	1	0	19.1	19.0	18.9	2.9	19.7	18.8	18.9	18.7	3.3	19.7
		1	49	19.1	19.0	19.0	2.9	19.7	18.8	18.9	18.9	3.3	19.7
		1	99	19.0	19.0	18.8	2.9	19.7	18.8	18.9	18.7	3.3	19.7
		50	0	18.9	18.8	18.7	2.9	19.7	18.8	18.7	18.6	3.3	19.7
		50	24	18.9	18.8	18.7	2.9	19.7	18.8	18.7	18.6	3.3	19.7
		50	50	18.9	18.8	18.7	2.9	19.7	18.8	18.7	18.6	3.3	19.7
		100	0	18.9	18.8	18.7	2.9	19.7	18.8	18.7	18.6	3.3	19.7

BW (MHz)	Mode	RB Allocation	RB offset	Power Mode A (dBm)					Power Mode B (dBm)				
				132047	132322	132597	MPR	Tune-up Limit	132047	132322	132597	MPR	Tune-up Limit
				1717.5 MHz	1745 MHz	1772.5 MHz			1717.5 MHz	1745 MHz	1772.5 MHz		
15 MHz	QPSK	1	0	21.8	21.9	21.8	0.0	22.6	22.1	22.0	22.1	0.0	23.0
		1	37	21.9	21.9	21.9	0.0	22.6	22.2	22.1	22.1	0.0	23.0
		1	74	21.8	21.8	21.8	0.0	22.6	22.1	21.9	22.0	0.0	23.0
		36	0	21.9	21.9	21.8	0.0	22.6	22.2	22.1	22.0	0.0	23.0
		36	20	21.9	21.9	21.9	0.0	22.6	22.2	22.1	22.0	0.0	23.0
		36	39	21.8	21.9	21.8	0.0	22.6	22.2	22.0	22.0	0.0	23.0
		75	0	21.9	21.9	21.8	0.0	22.6	22.2	22.0	21.9	0.0	23.0
	16QAM	1	0	21.9	21.9	22.0	0.0	22.6	22.3	22.1	22.1	0.0	23.0
		1	37	22.0	21.9	21.9	0.0	22.6	22.3	22.2	22.2	0.0	23.0
		1	74	21.9	21.8	21.9	0.0	22.6	22.2	22.1	22.1	0.0	23.0
		36	0	21.8	22.0	21.9	0.0	22.6	22.0	21.8	21.7	0.3	22.7
		36	20	21.8	22.0	21.9	0.0	22.6	21.9	21.8	21.7	0.3	22.7
		36	39	21.8	21.9	21.9	0.0	22.6	21.9	21.8	21.7	0.3	22.7
		75	0	21.8	21.9	21.8	0.0	22.6	21.8	21.7	21.5	0.3	22.7
	64QAM	1	0	21.9	21.8	21.8	0.0	22.6	22.0	21.9	21.7	0.3	22.7
		1	37	22.0	21.9	21.8	0.0	22.6	22.1	21.8	21.8	0.3	22.7
		1	74	21.9	21.8	21.8	0.0	22.6	21.9	21.8	21.7	0.3	22.7
		36	0	21.0	20.9	20.8	0.9	21.7	20.8	20.7	20.6	1.3	21.7
		36	20	21.0	20.9	20.9	0.9	21.7	20.8	20.7	20.7	1.3	21.7
		36	39	21.0	20.9	20.8	0.9	21.7	20.8	20.6	20.6	1.3	21.7
		75	0	21.0	20.9	20.7	0.9	21.7	20.8	20.7	20.5	1.3	21.7
	256QAM	1	0	19.1	18.9	18.8	2.9	19.7	18.8	18.8	18.6	3.3	19.7
		1	37	19.1	19.0	18.8	2.9	19.7	18.9	18.8	18.8	3.3	19.7
		1	74	19.0	18.9	18.9	2.9	19.7	18.8	18.7	18.7	3.3	19.7
		36	0	19.0	18.8	18.7	2.9	19.7	18.8	18.7	18.6	3.3	19.7
		36	20	18.9	18.8	18.8	2.9	19.7	18.8	18.7	18.7	3.3	19.7
		36	39	18.9	18.8	18.7	2.9	19.7	18.8	18.6	18.6	3.3	19.7
		75	0	18.9	18.8	18.7	2.9	19.7	18.8	18.7	18.6	3.3	19.7

This report shall not be reproduced without the written approval of UL Verification Services Inc.

LTE Band 66 Measured Results (ANT2) (continued)

BW (MHz)	Mode	RB Allocation	RB offset	Power Mode A (dBm)			MPR	Tune-up Limit	Power Mode B (dBm)			MPR	Tune-up Limit
				132022	132322	132622			132022	132322	132622		
				1715 MHz	1745 MHz	1775 MHz			1715 MHz	1745 MHz	1775 MHz		
10 MHz	QPSK	1	0	21.9	21.8	21.9	0.0	22.6	22.3	22.1	22.1	0.0	23.0
		1	25	22.0	21.9	21.9	0.0	22.6	22.3	22.2	22.2	0.0	23.0
		1	49	21.9	21.8	21.9	0.0	22.6	22.2	22.1	22.1	0.0	23.0
		25	0	22.0	21.9	21.9	0.0	22.6	22.3	22.2	22.1	0.0	23.0
		25	12	22.0	21.9	21.9	0.0	22.6	22.3	22.2	22.2	0.0	23.0
		25	25	22.0	21.9	21.9	0.0	22.6	22.3	22.2	22.2	0.0	23.0
		50	0	22.0	21.9	21.9	0.0	22.6	22.3	22.2	22.1	0.0	23.0
	16QAM	1	0	21.9	21.9	22.0	0.0	22.6	22.2	22.2	22.1	0.0	23.0
		1	25	22.0	21.9	22.0	0.0	22.6	22.3	22.2	22.1	0.0	23.0
		1	49	22.0	21.8	22.0	0.0	22.6	22.2	22.1	22.0	0.0	23.0
		25	0	22.0	21.9	21.9	0.0	22.6	22.1	22.0	21.8	0.3	22.7
		25	12	22.0	21.9	22.0	0.0	22.6	22.1	22.0	21.8	0.3	22.7
		25	25	22.0	21.8	22.0	0.0	22.6	22.1	22.0	21.8	0.3	22.7
		50	0	22.0	21.8	21.9	0.0	22.6	21.9	21.8	21.7	0.3	22.7
	64QAM	1	0	22.0	21.9	22.0	0.0	22.6	22.0	21.8	21.9	0.3	22.7
		1	25	22.0	22.0	22.0	0.0	22.6	22.0	21.9	21.9	0.3	22.7
		1	49	22.0	21.9	21.9	0.0	22.6	21.9	21.8	21.8	0.3	22.7
		25	0	21.1	21.1	20.9	0.9	21.7	20.9	20.8	20.7	1.3	21.7
		25	12	21.1	21.0	20.9	0.9	21.7	20.9	20.9	20.7	1.3	21.7
		25	25	21.1	21.0	20.9	0.9	21.7	20.9	20.8	20.8	1.3	21.7
		50	0	21.1	21.0	20.9	0.9	21.7	20.9	20.8	20.7	1.3	21.7
	256QAM	1	0	19.1	18.9	18.9	2.9	19.7	18.9	18.8	18.7	3.3	19.7
		1	25	19.1	19.0	19.0	2.9	19.7	19.0	18.9	18.9	3.3	19.7
		1	49	19.1	18.9	18.9	2.9	19.7	18.9	18.8	18.8	3.3	19.7
		25	0	19.0	18.9	18.8	2.9	19.7	19.0	18.8	18.7	3.3	19.7
		25	12	19.1	18.9	18.8	2.9	19.7	19.0	18.8	18.7	3.3	19.7
		25	25	19.0	18.9	18.9	2.9	19.7	18.9	18.8	18.8	3.3	19.7
		50	0	19.0	18.9	18.8	2.9	19.7	18.9	18.8	18.7	3.3	19.7

BW (MHz)	Mode	RB Allocation	RB offset	Power Mode A (dBm)			MPR	Tune-up Limit	Power Mode B (dBm)			MPR	Tune-up Limit
				131997	132322	132647			131997	132322	132647		
				1712.5 MHz	1745 MHz	1777.5 MHz			1712.5 MHz	1745 MHz	1777.5 MHz		
5 MHz	QPSK	1	0	21.7	21.7	21.8	0.0	22.6	22.3	22.2	22.1	0.0	23.0
		1	12	21.9	21.8	21.8	0.0	22.6	22.3	22.2	22.1	0.0	23.0
		1	24	21.8	21.7	21.8	0.0	22.6	22.3	22.2	22.1	0.0	23.0
		12	0	21.9	21.8	21.8	0.0	22.6	22.3	22.2	22.2	0.0	23.0
		12	7	21.9	21.9	21.8	0.0	22.6	22.4	22.3	22.2	0.0	23.0
		12	13	21.9	21.8	21.8	0.0	22.6	22.3	22.2	22.1	0.0	23.0
		25	0	21.9	21.8	21.9	0.0	22.6	22.3	22.2	22.1	0.0	23.0
	16QAM	1	0	21.9	21.8	21.8	0.0	22.6	22.3	22.3	22.1	0.0	23.0
		1	12	22.0	21.8	21.8	0.0	22.6	22.4	22.3	22.2	0.0	23.0
		1	24	21.9	21.8	21.7	0.0	22.6	22.4	22.2	22.1	0.0	23.0
		12	0	21.6	21.6	21.4	0.0	22.6	22.0	22.0	21.9	0.3	22.7
		12	7	21.7	21.6	21.5	0.0	22.6	22.1	22.0	21.9	0.3	22.7
		12	13	21.6	21.5	21.4	0.0	22.6	22.0	22.0	21.9	0.3	22.7
		25	0	21.6	21.5	21.5	0.0	22.6	22.0	21.8	21.8	0.3	22.7
	64QAM	1	0	21.8	21.6	21.6	0.0	22.6	22.0	22.0	21.9	0.3	22.7
		1	12	21.8	21.6	21.7	0.0	22.6	22.1	22.0	21.9	0.3	22.7
		1	24	21.7	21.6	21.6	0.0	22.6	22.0	22.0	21.8	0.3	22.7
		12	0	21.0	20.9	20.8	0.9	21.7	20.9	20.8	20.8	1.3	21.7
		12	7	21.0	20.9	20.9	0.9	21.7	21.0	20.8	20.8	1.3	21.7
		12	13	21.0	20.9	20.8	0.9	21.7	20.9	20.8	20.7	1.3	21.7
		25	0	21.0	20.9	20.8	0.9	21.7	20.9	20.8	20.7	1.3	21.7
	256QAM	1	0	19.1	19.0	19.0	2.9	19.7	19.0	18.9	18.8	3.3	19.7
		1	12	19.1	19.0	19.0	2.9	19.7	19.0	18.9	18.8	3.3	19.7
		1	24	19.1	19.1	19.0	2.9	19.7	19.0	18.8	18.7	3.3	19.7
		12	0	19.0	18.9	18.8	2.9	19.7	18.9	18.8	18.8	3.3	19.7
		12	7	19.0	18.9	18.9	2.9	19.7	18.9	18.8	18.8	3.3	19.7
		12	13	19.0	18.9	18.8	2.9	19.7	18.9	18.8	18.7	3.3	19.7
		25	0	19.0	18.9	18.8	2.9	19.7	18.9	18.8	18.7	3.3	19.7

This report shall not be reproduced without the written approval of UL Verification Services Inc.

LTE Band 66 Measured Results (ANT2) (continued)

BW (MHz)	Mode	RB Allocation	RB offset	Power Mode A (dBm)					Power Mode B (dBm)				
				131987	132322	132657	MPR	Tune-up Limit	131987	132322	132657	MPR	Tune-up Limit
				1711.5 MHz	1745 MHz	1778.5 MHz			1711.5 MHz	1745 MHz	1778.5 MHz		
3 MHz	QPSK	1	0	21.9	21.9	21.9	0.0	22.6	22.3	22.1	22.1	0.0	23.0
		1	8	22.0	21.9	22.0	0.0	22.6	22.3	22.2	22.2	0.0	23.0
		1	14	21.9	21.9	21.8	0.0	22.6	22.2	22.1	22.1	0.0	23.0
		8	0	21.9	22.0	21.9	0.0	22.6	22.3	22.2	22.2	0.0	23.0
		8	4	21.9	22.0	21.9	0.0	22.6	22.3	22.2	22.2	0.0	23.0
		8	7	21.9	22.0	21.9	0.0	22.6	22.3	22.2	22.2	0.0	23.0
		15	0	21.9	22.0	21.9	0.0	22.6	22.3	22.2	22.1	0.0	23.0
	16QAM	1	0	22.0	22.0	21.8	0.0	22.6	22.2	22.1	22.1	0.0	23.0
		1	8	22.0	22.0	21.8	0.0	22.6	22.4	22.2	22.2	0.0	23.0
		1	14	22.0	21.9	21.7	0.0	22.6	22.2	22.1	22.0	0.0	23.0
		8	0	22.0	21.8	21.8	0.0	22.6	22.0	21.9	21.8	0.3	22.7
		8	4	22.0	21.9	21.8	0.0	22.6	22.1	22.0	21.9	0.3	22.7
		8	7	22.0	21.8	21.8	0.0	22.6	22.0	22.0	21.9	0.3	22.7
		15	0	21.9	21.8	21.7	0.0	22.6	21.9	21.8	21.8	0.3	22.7
	64QAM	1	0	22.0	21.8	21.8	0.0	22.6	22.0	21.9	21.8	0.3	22.7
		1	8	22.0	21.9	21.9	0.0	22.6	22.1	22.0	21.9	0.3	22.7
		1	14	21.9	21.8	21.7	0.0	22.6	22.0	21.9	21.8	0.3	22.7
		8	0	21.0	21.0	20.9	0.9	21.7	20.9	20.8	20.8	1.3	21.7
		8	4	21.0	21.0	21.0	0.9	21.7	21.0	20.8	20.8	1.3	21.7
		8	7	21.0	21.0	21.0	0.9	21.7	20.9	20.8	20.8	1.3	21.7
		15	0	20.9	21.0	20.9	0.9	21.7	20.9	20.8	20.7	1.3	21.7
	256QAM	1	0	19.0	18.9	18.9	2.9	19.7	18.9	19.0	18.8	3.3	19.7
		1	8	19.1	19.0	18.9	2.9	19.7	19.0	18.9	18.9	3.3	19.7
		1	14	19.0	19.0	18.8	2.9	19.7	19.0	18.9	18.8	3.3	19.7
		8	0	19.0	18.9	18.8	2.9	19.7	18.9	18.8	18.7	3.3	19.7
		8	4	19.1	18.9	18.8	2.9	19.7	18.9	18.8	18.8	3.3	19.7
		8	7	19.1	18.9	18.8	2.9	19.7	19.0	18.8	18.7	3.3	19.7
		15	0	19.0	18.9	18.8	2.9	19.7	18.9	18.8	18.7	3.3	19.7

BW (MHz)	Mode	RB Allocation	RB offset	Power Mode A (dBm)					Power Mode B (dBm)				
				131979	132322	132665	MPR	Tune-up Limit	131979	132322	132665	MPR	Tune-up Limit
				1710.7 MHz	1745 MHz	1779.3 MHz			1710.7 MHz	1745 MHz	1779.3 MHz		
1.4 MHz	QPSK	1	0	21.9	21.9	21.8	0.0	22.6	22.3	22.2	22.2	0.0	23.0
		1	3	22.0	21.9	21.9	0.0	22.6	22.3	22.2	22.2	0.0	23.0
		1	5	21.9	21.9	21.8	0.0	22.6	22.4	22.2	22.2	0.0	23.0
		3	0	21.9	21.9	21.9	0.0	22.6	22.3	22.2	22.2	0.0	23.0
		3	1	21.9	21.9	21.9	0.0	22.6	22.3	22.2	22.2	0.0	23.0
		3	3	21.9	21.9	21.9	0.0	22.6	22.3	22.2	22.2	0.0	23.0
		6	0	21.9	21.9	21.9	0.0	22.6	22.3	22.2	22.2	0.0	23.0
	16QAM	1	0	22.0	22.0	21.9	0.0	22.6	22.4	22.3	22.4	0.0	23.0
		1	3	22.0	22.0	22.0	0.0	22.6	22.4	22.4	22.4	0.0	23.0
		1	5	22.0	22.0	22.0	0.0	22.6	22.4	22.3	22.3	0.0	23.0
		3	0	21.9	21.9	21.8	0.0	22.6	22.3	22.2	22.3	0.0	23.0
		3	1	21.9	21.9	22.0	0.0	22.6	22.3	22.2	22.3	0.0	23.0
		3	3	21.9	21.9	22.0	0.0	22.6	22.3	22.2	22.3	0.0	23.0
		6	0	21.9	21.8	21.9	0.0	22.6	21.9	21.8	21.7	0.3	22.7
	64QAM	1	0	22.0	22.0	21.9	0.0	22.6	22.0	21.8	21.6	0.3	22.7
		1	3	22.0	22.0	22.0	0.0	22.6	22.0	21.9	21.7	0.3	22.7
		1	5	22.0	21.9	22.0	0.0	22.6	21.9	21.9	21.7	0.3	22.7
		3	0	22.0	22.0	21.9	0.0	22.6	21.9	21.8	21.8	0.3	22.7
		3	1	22.0	22.0	21.9	0.0	22.6	21.9	21.8	21.7	0.3	22.7
		3	3	22.0	22.0	21.9	0.0	22.6	21.9	21.8	21.7	0.3	22.7
		6	0	20.9	20.9	21.0	0.9	21.7	21.1	21.0	20.9	1.3	21.7
	256QAM	1	0	18.7	18.5	18.9	2.9	19.7	19.1	19.1	19.0	3.3	19.7
		1	3	18.8	18.4	19.0	2.9	19.7	19.0	19.0	19.1	3.3	19.7
		1	5	18.7	18.4	18.9	2.9	19.7	19.1	18.9	19.0	3.3	19.7
		3	0	18.7	18.3	18.8	2.9	19.7	18.9	18.9	19.0	3.3	19.7
		3	1	18.7	18.3	18.8	2.9	19.7	18.9	18.9	19.0	3.3	19.7
		3	3	18.6	18.3	18.8	2.9	19.7	18.9	18.9	19.0	3.3	19.7
		6	0	18.6	18.4	18.6	2.9	19.7	19.1	19.0	19.0	3.3	19.7

This report shall not be reproduced without the written approval of UL Verification Services Inc.

LTE Band 66 Measured Results (ANT3)

BW (MHz)	Mode	RB Allocation	RB offset	Power Mode A (dBm)					Power Mode B (dBm)				
				132072	132322	132572	MPR	Tune-up Limit	132072	132322	132572	MPR	Tune-up Limit
				1720 MHz	1745 MHz	1770 MHz			1720 MHz	1745 MHz	1770 MHz		
20 MHz	QPSK	1	0	23.9	24.1	24.2	0.0	24.6	20.4	20.4	20.4	0.0	21.3
		1	49	24.1	24.2	24.2	0.0	24.6	20.5	20.5	20.5	0.0	21.3
		1	99	24.0	24.1	24.1	0.0	24.6	20.3	20.3	20.3	0.0	21.3
		50	0	23.9	24.0	24.0	0.1	24.5	20.4	20.4	20.4	0.0	21.3
		50	24	24.1	24.1	24.0	0.1	24.5	20.5	20.5	20.4	0.0	21.3
		50	50	24.0	24.0	24.0	0.1	24.5	20.3	20.3	20.3	0.0	21.3
		100	0	24.1	24.0	24.1	0.1	24.5	20.3	20.5	20.3	0.0	21.3
	16QAM	1	0	24.1	24.0	24.1	0.1	24.5	20.4	20.4	20.4	0.0	21.3
		1	49	24.1	24.0	24.1	0.1	24.5	20.3	20.3	20.3	0.0	21.3
		1	99	23.7	23.9	24.0	0.1	24.5	20.3	20.3	20.3	0.0	21.3
		50	0	22.7	22.7	22.8	1.1	23.5	20.1	20.0	20.0	0.0	21.3
		50	24	22.7	22.6	22.8	1.1	23.5	20.2	20.1	20.1	0.0	21.3
		50	50	22.7	22.7	22.8	1.1	23.5	20.2	20.0	20.0	0.0	21.3
		100	0	22.7	22.6	22.8	1.1	23.5	20.1	20.0	20.1	0.0	21.3
	64QAM	1	0	22.9	22.9	23.0	1.1	23.5	20.3	20.2	20.2	0.0	21.3
		1	49	22.9	23.0	23.1	1.1	23.5	20.4	20.3	20.3	0.0	21.3
		1	99	22.7	22.8	22.9	1.1	23.5	20.1	20.2	20.1	0.0	21.3
		50	0	21.6	21.6	21.8	2.1	22.5	20.1	20.0	20.0	0.0	21.3
		50	24	21.7	21.6	21.8	2.1	22.5	20.1	20.1	20.1	0.0	21.3
		50	50	21.7	21.7	21.8	2.1	22.5	20.1	20.1	20.0	0.0	21.3
		100	0	21.7	21.6	21.8	2.1	22.5	20.1	20.1	20.1	0.0	21.3
	256QAM	1	0	19.9	20.0	19.9	4.1	20.5	19.4	19.5	19.4	0.8	20.5
		1	49	20.0	20.0	20.0	4.1	20.5	19.5	19.5	19.5	0.8	20.5
		1	99	19.8	19.9	19.9	4.1	20.5	19.3	19.4	19.4	0.8	20.5
		50	0	19.7	19.7	19.7	4.1	20.5	19.2	19.2	19.2	0.8	20.5
		50	24	19.8	19.7	19.8	4.1	20.5	19.3	19.2	19.3	0.8	20.5
		50	50	19.7	19.7	19.8	4.1	20.5	19.2	19.2	19.3	0.8	20.5
		100	0	19.7	19.6	19.8	4.1	20.5	19.2	19.1	19.3	0.8	20.5
BW (MHz)	Mode	RB Allocation	RB offset	Power Mode A (dBm)					Power Mode B (dBm)				
				132047	132322	132597	MPR	Tune-up Limit	132047	132322	132597	MPR	Tune-up Limit
				1717.5 MHz	1745 MHz	1772.5 MHz			1717.5 MHz	1745 MHz	1772.5 MHz		
15 MHz	QPSK	1	0	23.9	23.8	23.7	0.0	24.6	20.1	20.0	20.0	0.0	21.3
		1	37	23.9	23.9	23.9	0.0	24.6	20.2	20.0	20.1	0.0	21.3
		1	74	23.8	23.9	23.8	0.0	24.6	20.1	19.9	20.0	0.0	21.3
		36	0	23.8	23.8	23.6	0.1	24.5	20.1	20.0	20.0	0.0	21.3
		36	20	23.8	23.8	23.7	0.1	24.5	20.2	20.0	20.0	0.0	21.3
		36	39	23.8	23.8	23.7	0.1	24.5	20.1	20.0	20.1	0.0	21.3
		75	0	23.8	23.7	23.6	0.1	24.5	20.1	20.0	20.0	0.0	21.3
	16QAM	1	0	24.0	24.1	24.0	0.1	24.5	20.4	20.3	20.4	0.0	21.3
		1	37	24.1	24.0	24.1	0.1	24.5	20.3	20.3	20.3	0.0	21.3
		1	74	24.0	24.2	24.0	0.1	24.5	20.4	20.2	20.3	0.0	21.3
		36	0	22.8	22.8	22.7	1.1	23.5	20.1	20.0	20.0	0.0	21.3
		36	20	22.9	22.8	22.7	1.1	23.5	20.2	20.1	20.0	0.0	21.3
		36	39	22.8	22.9	22.8	1.1	23.5	20.2	20.1	20.1	0.0	21.3
		75	0	22.8	22.8	22.6	1.1	23.5	20.2	20.0	20.0	0.0	21.3
	64QAM	1	0	23.0	23.0	22.9	1.1	23.5	20.3	20.1	20.2	0.0	21.3
		1	37	23.0	23.1	23.0	1.1	23.5	20.3	20.2	20.3	0.0	21.3
		1	74	22.9	23.0	23.0	1.1	23.5	20.2	20.1	20.2	0.0	21.3
		36	0	21.8	21.8	21.7	2.1	22.5	20.1	20.0	20.0	0.0	21.3
		36	20	21.9	21.8	21.7	2.1	22.5	20.2	20.1	20.0	0.0	21.3
		36	39	21.8	21.8	21.8	2.1	22.5	20.1	20.1	20.1	0.0	21.3
		75	0	21.8	21.8	21.7	2.1	22.5	20.1	20.1	20.0	0.0	21.3
	256QAM	1	0	19.8	20.0	19.9	4.1	20.5	19.3	19.5	19.4	0.8	20.5
		1	37	19.9	19.9	19.9	4.1	20.5	19.4	19.4	19.4	0.8	20.5
		1	74	19.8	20.0	20.0	4.1	20.5	19.3	19.5	19.5	0.8	20.5
		36	0	19.8	19.8	19.7	4.1	20.5	19.3	19.3	19.2	0.8	20.5
		36	20	19.8	19.8	19.7	4.1	20.5	19.3	19.3	19.2	0.8	20.5
		36	39	19.8	19.8	19.8	4.1	20.5	19.3	19.3	19.3	0.8	20.5
		75	0	19.8	19.7	19.7	4.1	20.5	19.3	19.2	19.2	0.8	20.5

This report shall not be reproduced without the written approval of UL Verification Services Inc.

LTE Band 66 Measured Results (ANT3) (continued)

BW (MHz)	Mode	RB Allocation	RB offset	Power Mode A (dBm)					Power Mode B (dBm)				
				132022	132322	132622	MPR	Tune-up Limit	132022	132322	132622	MPR	Tune-up Limit
				1715 MHz	1745 MHz	1775 MHz			1715 MHz	1745 MHz	1775 MHz		
10 MHz	QPSK	1	0	24.0	23.8	23.8	0.0	24.6	20.2	20.1	20.1	0.0	21.3
		1	25	24.0	23.9	23.8	0.0	24.6	20.2	20.1	20.1	0.0	21.3
		1	49	23.9	23.9	23.8	0.0	24.6	20.2	20.1	20.1	0.0	21.3
		25	0	24.0	23.8	23.7	0.1	24.5	20.3	20.1	20.1	0.0	21.3
		25	12	24.0	23.7	23.6	0.1	24.5	20.3	20.2	20.1	0.0	21.3
		25	25	23.9	23.8	23.7	0.1	24.5	20.2	20.1	20.2	0.0	21.3
		50	0	24.0	23.8	23.7	0.1	24.5	20.3	20.1	20.1	0.0	21.3
	16QAM	1	0	24.2	24.2	24.0	0.1	24.5	20.3	20.3	20.3	0.0	21.3
		1	25	24.2	24.1	24.0	0.1	24.5	20.3	20.3	20.3	0.0	21.3
		1	49	24.2	24.4	24.1	0.1	24.5	20.3	20.3	20.3	0.0	21.3
		25	0	23.0	22.8	22.7	1.1	23.5	20.3	20.1	20.1	0.0	21.3
		25	12	23.0	22.8	22.7	1.1	23.5	20.3	20.2	20.1	0.0	21.3
		25	25	23.0	22.8	22.7	1.1	23.5	20.2	20.1	20.1	0.0	21.3
		50	0	23.0	22.8	22.7	1.1	23.5	20.3	20.1	20.1	0.0	21.3
	64QAM	1	0	23.1	22.9	22.9	1.1	23.5	20.4	20.3	20.3	0.0	21.3
		1	25	23.2	23.0	22.9	1.1	23.5	20.4	20.3	20.4	0.0	21.3
		1	49	23.1	23.1	23.0	1.1	23.5	20.3	20.3	20.3	0.0	21.3
		25	0	22.0	21.7	21.7	2.1	22.5	20.3	20.1	20.1	0.0	21.3
		25	12	22.0	21.8	21.7	2.1	22.5	20.3	20.1	20.1	0.0	21.3
		25	25	21.9	21.8	21.7	2.1	22.5	20.2	20.1	20.2	0.0	21.3
		50	0	22.0	21.7	21.7	2.1	22.5	20.3	20.1	20.1	0.0	21.3
	256QAM	1	0	20.1	19.9	19.9	4.1	20.5	19.6	19.4	19.4	0.8	20.5
		1	25	20.2	20.0	20.0	4.1	20.5	19.7	19.5	19.5	0.8	20.5
		1	49	20.1	20.0	20.1	4.1	20.5	19.6	19.5	19.6	0.8	20.5
		25	0	20.0	19.8	19.7	4.1	20.5	19.5	19.3	19.2	0.8	20.5
		25	12	20.0	19.8	19.7	4.1	20.5	19.5	19.3	19.2	0.8	20.5
		25	25	20.0	19.8	19.7	4.1	20.5	19.5	19.3	19.2	0.8	20.5
		50	0	20.0	19.8	19.7	4.1	20.5	19.5	19.3	19.2	0.8	20.5

BW (MHz)	Mode	RB Allocation	RB offset	Power Mode A (dBm)					Power Mode B (dBm)				
				131997	132322	132647	MPR	Tune-up Limit	131997	132322	132647	MPR	Tune-up Limit
				1712.5 MHz	1745 MHz	1777.5 MHz			1712.5 MHz	1745 MHz	1777.5 MHz		
5 MHz	QPSK	1	0	23.9	23.8	23.9	0.0	24.6	20.2	20.0	20.1	0.0	21.3
		1	12	24.0	24.0	23.9	0.0	24.6	20.3	20.2	20.2	0.0	21.3
		1	24	23.9	23.9	23.8	0.0	24.6	20.2	20.0	20.1	0.0	21.3
		12	0	23.9	23.8	23.8	0.1	24.5	20.2	20.1	20.2	0.0	21.3
		12	7	23.9	23.8	23.8	0.1	24.5	20.3	20.1	20.2	0.0	21.3
		12	13	23.9	23.8	23.8	0.1	24.5	20.2	20.1	20.1	0.0	21.3
		25	0	23.9	23.8	23.8	0.1	24.5	20.2	20.1	20.1	0.0	21.3
	16QAM	1	0	24.2	24.2	24.2	0.1	24.5	20.3	20.3	20.3	0.0	21.3
		1	12	24.3	24.3	24.2	0.1	24.5	20.3	20.3	20.3	0.0	21.3
		1	24	24.2	24.1	24.2	0.1	24.5	20.3	20.3	20.3	0.0	21.3
		12	0	22.9	22.8	22.8	1.1	23.5	20.3	20.2	20.2	0.0	21.3
		12	7	23.0	22.8	22.8	1.1	23.5	20.2	20.2	20.2	0.0	21.3
		12	13	22.9	22.8	22.8	1.1	23.5	20.2	20.2	20.2	0.0	21.3
		25	0	22.9	22.9	22.8	1.1	23.5	20.2	20.1	20.2	0.0	21.3
	64QAM	1	0	23.1	23.0	23.0	1.1	23.5	20.3	20.2	20.2	0.0	21.3
		1	12	23.1	23.0	23.0	1.1	23.5	20.3	20.3	20.2	0.0	21.3
		1	24	23.1	23.0	23.0	1.1	23.5	20.3	20.2	20.2	0.0	21.3
		12	0	21.9	21.8	21.8	2.1	22.5	20.3	20.1	20.2	0.0	21.3
		12	7	21.9	21.9	21.8	2.1	22.5	20.3	20.1	20.2	0.0	21.3
		12	13	21.9	21.9	21.8	2.1	22.5	20.3	20.1	20.1	0.0	21.3
		25	0	21.9	21.8	21.8	2.1	22.5	20.3	20.1	20.2	0.0	21.3
	256QAM	1	0	20.0	19.8	20.0	4.1	20.5	19.5	19.3	19.5	0.8	20.5
		1	12	20.1	19.9	20.0	4.1	20.5	19.6	19.4	19.5	0.8	20.5
		1	24	20.1	19.9	19.9	4.1	20.5	19.6	19.4	19.4	0.8	20.5
		12	0	19.9	19.9	19.8	4.1	20.5	19.4	19.4	19.3	0.8	20.5
		12	7	19.9	19.9	19.8	4.1	20.5	19.4	19.4	19.3	0.8	20.5
		12	13	19.9	19.9	19.8	4.1	20.5	19.4	19.4	19.3	0.8	20.5
		25	0	19.9	19.8	19.8	4.1	20.5	19.4	19.3	19.3	0.8	20.5

This report shall not be reproduced without the written approval of UL Verification Services Inc.

LTE Band 66 Measured Results (ANT3) (continued)

BW (MHz)	Mode	RB Allocation	RB offset	Power Mode A (dBm)			MPR	Tune-up Limit	Power Mode B (dBm)			MPR	Tune-up Limit
				131987	132322	132657			131987	132322	132657		
				1711.5 MHz	1745 MHz	1778.5 MHz			1711.5 MHz	1745 MHz	1778.5 MHz		
3 MHz	QPSK	1	0	23.9	23.8	23.8	0.0	24.6	20.1	20.0	20.1	0.0	21.3
		1	8	24.0	23.9	23.9	0.0	24.6	20.2	20.1	20.1	0.0	21.3
		1	14	23.9	23.8	23.8	0.0	24.6	20.1	20.0	20.0	0.0	21.3
		8	0	23.9	23.8	23.8	0.1	24.5	20.2	20.1	20.1	0.0	21.3
		8	4	23.9	23.8	23.8	0.1	24.5	20.2	20.1	20.2	0.0	21.3
		8	7	23.9	23.8	23.8	0.1	24.5	20.2	20.1	20.2	0.0	21.3
		15	0	23.9	23.8	23.8	0.1	24.5	20.2	20.1	20.1	0.0	21.3
	16QAM	1	0	24.1	24.0	24.1	0.1	24.5	20.4	20.3	20.4	0.0	21.3
		1	8	24.3	24.1	24.1	0.1	24.5	20.3	20.3	20.3	0.0	21.3
		1	14	24.2	24.0	24.0	0.1	24.5	20.4	20.3	20.4	0.0	21.3
		8	0	23.0	22.9	22.8	1.1	23.5	20.3	20.2	20.2	0.0	21.3
		8	4	23.0	22.9	22.9	1.1	23.5	20.3	20.2	20.3	0.0	21.3
		8	7	23.0	22.9	22.9	1.1	23.5	20.3	20.2	20.3	0.0	21.3
		15	0	22.9	22.8	22.8	1.1	23.5	20.3	20.1	20.2	0.0	21.3
	64QAM	1	0	23.0	22.9	22.9	1.1	23.5	20.4	20.2	20.3	0.0	21.3
		1	8	23.1	23.0	23.0	1.1	23.5	20.4	20.3	20.3	0.0	21.3
		1	14	23.0	22.9	22.9	1.1	23.5	20.4	20.2	20.2	0.0	21.3
		8	0	21.9	21.8	21.8	2.1	22.5	20.2	20.1	20.1	0.0	21.3
		8	4	21.9	21.9	21.8	2.1	22.5	20.3	20.1	20.2	0.0	21.3
		8	7	21.9	21.9	21.8	2.1	22.5	20.3	20.2	20.2	0.0	21.3
		15	0	21.9	21.8	21.8	2.1	22.5	20.2	20.1	20.1	0.0	21.3
	256QAM	1	0	19.9	19.8	19.9	4.1	20.5	19.4	19.3	19.4	0.8	20.5
		1	8	20.1	20.0	20.0	4.1	20.5	19.6	19.5	19.5	0.8	20.5
		1	14	20.1	19.9	19.9	4.1	20.5	19.6	19.4	19.4	0.8	20.5
		8	0	19.9	19.8	19.8	4.1	20.5	19.4	19.3	19.3	0.8	20.5
		8	4	19.9	19.9	19.8	4.1	20.5	19.4	19.4	19.3	0.8	20.5
		8	7	19.9	19.8	19.8	4.1	20.5	19.4	19.3	19.3	0.8	20.5
		15	0	19.9	19.8	19.8	4.1	20.5	19.4	19.3	19.3	0.8	20.5

BW (MHz)	Mode	RB Allocation	RB offset	Power Mode A (dBm)			MPR	Tune-up Limit	Power Mode B (dBm)			MPR	Tune-up Limit
				131979	132322	132665			131979	132322	132665		
				1710.7 MHz	1745 MHz	1779.3 MHz			1710.7 MHz	1745 MHz	1779.3 MHz		
1.4 MHz	QPSK	1	0	23.9	23.8	23.9	0.0	24.6	20.2	20.0	20.1	0.0	21.3
		1	3	23.9	23.9	23.9	0.0	24.6	20.2	20.1	20.1	0.0	21.3
		1	5	23.9	23.9	23.9	0.0	24.6	20.1	20.0	20.1	0.0	21.3
		3	0	23.9	23.9	23.9	0.0	24.6	20.2	20.0	20.1	0.0	21.3
		3	1	23.9	23.9	23.9	0.0	24.6	20.2	20.0	20.1	0.0	21.3
		3	3	23.9	23.9	23.9	0.0	24.6	20.2	20.0	20.0	0.0	21.3
		6	0	23.8	23.8	23.8	0.1	24.5	20.2	20.0	20.1	0.0	21.3
	16QAM	1	0	23.9	24.1	24.2	0.1	24.5	20.4	20.3	20.4	0.0	21.3
		1	3	24.0	24.1	24.2	0.1	24.5	20.4	20.4	20.4	0.0	21.3
		1	5	24.0	24.1	24.1	0.1	24.5	20.4	20.4	20.4	0.0	21.3
		3	0	23.9	24.0	24.0	0.1	24.5	20.3	20.2	20.3	0.0	21.3
		3	1	24.0	24.0	24.0	0.1	24.5	20.3	20.3	20.3	0.0	21.3
		3	3	24.0	24.0	24.0	0.1	24.5	20.3	20.2	20.3	0.0	21.3
		6	0	22.9	22.8	22.8	1.1	23.5	20.2	20.1	20.1	0.0	21.3
	64QAM	1	0	23.1	23.1	22.8	1.1	23.5	20.2	20.2	20.2	0.0	21.3
		1	3	23.0	23.1	22.8	1.1	23.5	20.3	20.2	20.2	0.0	21.3
		1	5	23.1	23.1	22.8	1.1	23.5	20.3	20.2	20.1	0.0	21.3
		3	0	23.0	22.9	22.9	1.1	23.5	20.3	20.2	20.2	0.0	21.3
		3	1	23.0	22.9	22.9	1.1	23.5	20.3	20.2	20.2	0.0	21.3
		3	3	23.0	23.0	22.9	1.1	23.5	20.3	20.2	20.2	0.0	21.3
		6	0	21.9	21.7	21.8	2.1	22.5	20.3	19.9	20.1	0.0	21.3
	256QAM	1	0	20.0	19.9	19.9	4.1	20.5	19.5	19.4	19.4	0.8	20.5
		1	3	20.1	19.9	20.0	4.1	20.5	19.6	19.4	19.5	0.8	20.5
		1	5	20.0	19.8	19.9	4.1	20.5	19.5	19.3	19.4	0.8	20.5
		3	0	19.9	19.9	19.9	4.1	20.5	19.4	19.4	19.4	0.8	20.5
		3	1	19.9	19.9	19.9	4.1	20.5	19.4	19.4	19.4	0.8	20.5
		3	3	19.9	19.9	19.9	4.1	20.5	19.4	19.4	19.4	0.8	20.5
		6	0	19.9	19.7	19.8	4.1	20.5	19.4	19.2	19.3	0.8	20.5

This report shall not be reproduced without the written approval of UL Verification Services Inc.

LTE Band 66 Measured Results (ANT4)

BW (MHz)	Mode	RB Allocation	RB offset	Power Mode A (dBm)					Power Mode B (dBm)				
				132072	132322	132572	MPR	Tune-up Limit	132072	132322	132572	MPR	Tune-up Limit
				1720 MHz	1745 MHz	1770 MHz			1720 MHz	1745 MHz	1770 MHz		
20 MHz	QPSK	1	0	18.7	18.8	18.7	0.0	19.8	19.1	19.2	19.1	0.0	20.1
		1	49	18.8	18.9	18.9	0.0	19.8	19.2	19.3	19.3	0.0	20.1
		1	99	18.7	18.8	18.7	0.0	19.8	19.1	19.2	19.1	0.0	20.1
		50	0	18.8	18.8	18.8	0.0	19.8	19.2	19.2	19.2	0.0	20.1
		50	24	18.9	18.9	18.8	0.0	19.8	19.3	19.3	19.2	0.0	20.1
		50	50	18.8	18.8	18.7	0.0	19.8	19.2	19.2	19.1	0.0	20.1
		100	0	18.8	18.8	18.7	0.0	19.8	19.2	19.2	19.1	0.0	20.1
	16QAM	1	0	18.5	18.5	18.4	0.0	19.8	18.9	18.9	18.8	0.0	20.1
		1	49	18.5	18.5	18.4	0.0	19.8	18.9	18.9	18.8	0.0	20.1
		1	99	18.5	18.5	18.4	0.0	19.8	18.9	18.9	18.8	0.0	20.1
		50	0	18.5	18.5	18.4	0.0	19.8	18.9	18.9	18.8	0.0	20.1
		50	24	18.5	18.5	18.4	0.0	19.8	18.9	18.9	18.8	0.0	20.1
		50	50	18.5	18.5	18.4	0.0	19.8	18.9	18.9	18.8	0.0	20.1
		100	0	18.5	18.5	18.4	0.0	19.8	18.9	18.9	18.8	0.0	20.1
	64QAM	1	0	18.7	18.6	18.7	0.0	19.8	19.1	19.0	19.1	0.0	20.1
		1	49	18.8	18.7	18.7	0.0	19.8	19.2	19.1	19.1	0.0	20.1
		1	99	18.6	18.6	18.7	0.0	19.8	19.0	19.0	19.1	0.0	20.1
		50	0	18.5	18.5	18.5	0.0	19.8	18.9	18.9	18.9	0.0	20.1
		50	24	18.4	18.6	18.6	0.0	19.8	18.8	19.0	19.0	0.0	20.1
		50	50	18.5	18.5	18.5	0.0	19.8	18.9	18.9	18.9	0.0	20.1
		100	0	18.4	18.5	18.5	0.0	19.8	18.8	18.9	18.9	0.0	20.1
	256QAM	1	0	18.5	18.7	18.7	0.6	19.2	18.9	19.1	19.1	0.9	19.2
		1	49	18.6	18.7	18.7	0.6	19.2	19.0	19.1	19.1	0.9	19.2
		1	99	18.6	18.7	18.6	0.6	19.2	19.0	19.1	19.0	0.9	19.2
		50	0	18.4	18.5	18.5	0.6	19.2	18.8	18.9	18.9	0.9	19.2
		50	24	18.4	18.6	18.6	0.6	19.2	18.8	19.0	19.0	0.9	19.2
		50	50	18.5	18.5	18.5	0.6	19.2	18.9	18.9	18.9	0.9	19.2
		100	0	18.4	18.5	18.6	0.6	19.2	18.8	18.9	19.0	0.9	19.2

BW (MHz)	Mode	RB Allocation	RB offset	Power Mode A (dBm)					Power Mode B (dBm)				
				132047	132322	132597	MPR	Tune-up Limit	132047	132322	132597	MPR	Tune-up Limit
				1717.5 MHz	1745 MHz	1772.5 MHz			1717.5 MHz	1745 MHz	1772.5 MHz		
15 MHz	QPSK	1	0	18.5	18.4	18.5	0.0	19.8	18.9	18.8	18.9	0.0	20.1
		1	37	18.5	18.5	18.5	0.0	19.8	18.9	18.9	18.9	0.0	20.1
		1	74	18.5	18.5	18.5	0.0	19.8	18.9	18.9	18.9	0.0	20.1
		36	0	18.5	18.5	18.5	0.0	19.8	18.9	18.9	18.9	0.0	20.1
		36	20	18.5	18.4	18.5	0.0	19.8	18.9	18.8	18.9	0.0	20.1
		36	39	18.5	18.4	18.4	0.0	19.8	18.9	18.8	18.8	0.0	20.1
		75	0	18.5	18.5	18.5	0.0	19.8	18.9	18.9	18.9	0.0	20.1
	16QAM	1	0	18.5	18.5	18.4	0.0	19.8	18.9	18.9	18.8	0.0	20.1
		1	37	18.5	18.5	18.4	0.0	19.8	18.9	18.9	18.8	0.0	20.1
		1	74	18.5	18.4	18.4	0.0	19.8	18.9	18.8	18.8	0.0	20.1
		36	0	18.5	18.4	18.4	0.0	19.8	18.9	18.8	18.8	0.0	20.1
		36	20	18.5	18.5	18.5	0.0	19.8	18.9	18.9	18.9	0.0	20.1
		36	39	18.5	18.5	18.5	0.0	19.8	18.9	18.9	18.9	0.0	20.1
		75	0	18.5	18.5	18.5	0.0	19.8	18.9	18.9	18.9	0.0	20.1
	64QAM	1	0	18.7	18.6	18.6	0.0	19.8	19.1	19.0	19.0	0.0	20.1
		1	37	18.7	18.6	18.8	0.0	19.8	19.1	19.0	19.2	0.0	20.1
		1	74	18.6	18.5	18.5	0.0	19.8	19.0	18.9	18.9	0.0	20.1
		36	0	18.5	18.5	18.5	0.0	19.8	18.9	18.9	18.9	0.0	20.1
		36	20	18.5	18.6	18.6	0.0	19.8	18.9	19.0	19.0	0.0	20.1
		36	39	18.5	18.5	18.5	0.0	19.8	18.9	18.9	18.9	0.0	20.1
		75	0	18.5	18.5	18.5	0.0	19.8	18.9	18.9	18.9	0.0	20.1
	256QAM	1	0	18.6	18.5	18.7	0.6	19.2	19.0	18.9	19.1	0.9	19.2
		1	37	18.7	18.7	18.7	0.6	19.2	19.1	19.1	19.1	0.9	19.2
		1	74	18.6	18.5	18.7	0.6	19.2	19.0	18.9	19.1	0.9	19.2
		36	0	18.4	18.5	18.5	0.6	19.2	18.8	18.9	18.9	0.9	19.2
		36	20	18.5	18.6	18.6	0.6	19.2	18.9	19.0	19.0	0.9	19.2
		36	39	18.5	18.5	18.6	0.6	19.2	18.9	18.9	19.0	0.9	19.2
		75	0	18.5	18.5	18.6	0.6	19.2	18.9	18.9	19.0	0.9	19.2

This report shall not be reproduced without the written approval of UL Verification Services Inc.

LTE Band 66 Measured Results (ANT4) (continued)

BW (MHz)	Mode	RB Allocation	RB offset	Power Mode A (dBm)					Power Mode B (dBm)				
				132022	132322	132622	MPR	Tune-up Limit	132022	132322	132622	MPR	Tune-up Limit
				1715 MHz	1745 MHz	1775 MHz			1715 MHz	1745 MHz	1775 MHz		
10 MHz	QPSK	1	0	18.6	18.6	18.5	0.0	19.8	19.0	19.0	18.9	0.0	20.1
		1	25	18.6	18.6	18.5	0.0	19.8	19.0	19.0	18.9	0.0	20.1
		1	49	18.6	18.6	18.5	0.0	19.8	19.0	19.0	18.9	0.0	20.1
		25	0	18.6	18.6	18.5	0.0	19.8	19.0	19.0	18.9	0.0	20.1
		25	12	18.6	18.6	18.5	0.0	19.8	19.0	19.0	18.9	0.0	20.1
		25	25	18.6	18.6	18.5	0.0	19.8	19.0	19.0	18.9	0.0	20.1
		50	0	18.6	18.6	18.5	0.0	19.8	19.0	19.0	18.9	0.0	20.1
	16QAM	1	0	18.6	18.6	18.5	0.0	19.8	19.0	19.0	18.9	0.0	20.1
		1	25	18.6	18.6	18.5	0.0	19.8	19.0	19.0	18.9	0.0	20.1
		1	49	18.6	18.6	18.5	0.0	19.8	19.0	19.0	18.9	0.0	20.1
		25	0	18.6	18.6	18.5	0.0	19.8	19.0	19.0	18.9	0.0	20.1
		25	12	18.6	18.6	18.5	0.0	19.8	19.0	19.0	18.9	0.0	20.1
		25	25	18.6	18.6	18.5	0.0	19.8	19.0	19.0	18.9	0.0	20.1
		50	0	18.6	18.6	18.5	0.0	19.8	19.0	19.0	18.9	0.0	20.1
	64QAM	1	0	18.8	18.8	18.8	0.0	19.8	19.2	19.2	19.2	0.0	20.1
		1	25	18.9	18.9	18.8	0.0	19.8	19.3	19.3	19.2	0.0	20.1
		1	49	18.8	18.8	18.7	0.0	19.8	19.2	19.2	19.1	0.0	20.1
		25	0	18.6	18.6	18.7	0.0	19.8	19.0	19.0	19.1	0.0	20.1
		25	12	18.6	18.7	18.7	0.0	19.8	19.0	19.1	19.1	0.0	20.1
		25	25	18.6	18.7	18.6	0.0	19.8	19.0	19.1	19.0	0.0	20.1
		50	0	18.6	18.7	18.7	0.0	19.8	19.0	19.1	19.1	0.0	20.1
	256QAM	1	0	18.7	18.7	18.7	0.6	19.2	19.1	19.1	19.1	0.9	19.2
		1	25	18.7	18.7	18.7	0.6	19.2	19.1	19.1	19.1	0.9	19.2
		1	49	18.7	18.7	18.7	0.6	19.2	19.1	19.1	19.1	0.9	19.2
		25	0	18.6	18.6	18.7	0.6	19.2	19.0	19.0	19.1	0.9	19.2
		25	12	18.6	18.7	18.7	0.6	19.2	19.0	19.1	19.1	0.9	19.2
		25	25	18.6	18.7	18.7	0.6	19.2	19.0	19.1	19.1	0.9	19.2
		50	0	18.6	18.7	18.7	0.6	19.2	19.0	19.1	19.1	0.9	19.2

BW (MHz)	Mode	RB Allocation	RB offset	Power Mode A (dBm)					Power Mode B (dBm)				
				131997	132322	132647	MPR	Tune-up Limit	131997	132322	132647	MPR	Tune-up Limit
				1712.5 MHz	1745 MHz	1777.5 MHz			1712.5 MHz	1745 MHz	1777.5 MHz		
5 MHz	QPSK	1	0	18.6	18.6	18.6	0.0	19.8	19.0	19.0	19.0	0.0	20.1
		1	12	18.6	18.6	18.6	0.0	19.8	19.0	19.0	19.0	0.0	20.1
		1	24	18.6	18.6	18.5	0.0	19.8	19.0	19.0	18.9	0.0	20.1
		12	0	18.6	18.6	18.6	0.0	19.8	19.0	19.0	19.0	0.0	20.1
		12	7	18.6	18.6	18.6	0.0	19.8	19.0	19.0	19.0	0.0	20.1
		12	13	18.6	18.6	18.6	0.0	19.8	19.0	19.0	19.0	0.0	20.1
		25	0	18.6	18.6	18.5	0.0	19.8	19.0	19.0	18.9	0.0	20.1
	16QAM	1	0	18.6	18.6	18.6	0.0	19.8	19.0	19.0	19.0	0.0	20.1
		1	12	18.6	18.6	18.6	0.0	19.8	19.0	19.0	19.0	0.0	20.1
		1	24	18.6	18.6	18.6	0.0	19.8	19.0	19.0	19.0	0.0	20.1
		12	0	18.6	18.6	18.6	0.0	19.8	19.0	19.0	19.0	0.0	20.1
		12	7	18.6	18.6	18.6	0.0	19.8	19.0	19.0	19.0	0.0	20.1
		12	13	18.6	18.6	18.5	0.0	19.8	19.0	19.0	18.9	0.0	20.1
		25	0	18.6	18.6	18.6	0.0	19.8	19.0	19.0	19.0	0.0	20.1
	64QAM	1	0	18.8	18.7	18.8	0.0	19.8	19.2	19.1	19.2	0.0	20.1
		1	12	18.8	18.7	18.8	0.0	19.8	19.2	19.1	19.2	0.0	20.1
		1	24	18.8	18.7	18.8	0.0	19.8	19.2	19.1	19.2	0.0	20.1
		12	0	18.6	18.7	18.7	0.0	19.8	19.0	19.1	19.1	0.0	20.1
		12	7	18.6	18.7	18.7	0.0	19.8	19.0	19.1	19.1	0.0	20.1
		12	13	18.6	18.7	18.7	0.0	19.8	19.0	19.1	19.1	0.0	20.1
		25	0	18.6	18.7	18.7	0.0	19.8	19.0	19.1	19.1	0.0	20.1
	256QAM	1	0	18.7	18.6	18.7	0.6	19.2	19.1	19.0	19.1	0.9	19.2
		1	12	18.7	18.7	18.7	0.6	19.2	19.1	19.1	19.1	0.9	19.2
		1	24	18.7	18.7	18.7	0.6	19.2	19.1	19.1	19.1	0.9	19.2
		12	0	18.6	18.6	18.7	0.6	19.2	19.0	19.0	19.1	0.9	19.2
		12	7	18.7	18.7	18.7	0.6	19.2	19.1	19.1	19.1	0.9	19.2
		12	13	18.6	18.6	18.7	0.6	19.2	19.0	19.0	19.1	0.9	19.2
		25	0	18.7	18.6	18.7	0.6	19.2	19.1	19.0	19.1	0.9	19.2

This report shall not be reproduced without the written approval of UL Verification Services Inc.

LTE Band 66 Measured Results (ANT4) (continued)

BW (MHz)	Mode	RB Allocation	RB offset	Power Mode A (dBm)			MPR	Tune-up Limit	Power Mode B (dBm)			MPR	Tune-up Limit
				131987	132322	132657			131987	132322	132657		
				1711.5 MHz	1745 MHz	1778.5 MHz			1711.5 MHz	1745 MHz	1778.5 MHz		
3 MHz	QPSK	1	0	18.6	18.6	18.5	0.0	19.8	19.0	19.0	18.9	0.0	20.1
		1	8	18.6	18.5	18.5	0.0	19.8	19.0	18.9	18.9	0.0	20.1
		1	14	18.6	18.6	18.5	0.0	19.8	19.0	19.0	18.9	0.0	20.1
		8	0	18.6	18.5	18.5	0.0	19.8	19.0	18.9	18.9	0.0	20.1
		8	4	18.6	18.5	18.5	0.0	19.8	19.0	18.9	18.9	0.0	20.1
		8	7	18.6	18.5	18.5	0.0	19.8	19.0	18.9	18.9	0.0	20.1
		15	0	18.6	18.5	18.5	0.0	19.8	19.0	18.9	18.9	0.0	20.1
	16QAM	1	0	18.6	18.6	18.5	0.0	19.8	19.0	19.0	18.9	0.0	20.1
		1	8	18.6	18.6	18.5	0.0	19.8	19.0	19.0	18.9	0.0	20.1
		1	14	18.6	18.6	18.5	0.0	19.8	19.0	19.0	18.9	0.0	20.1
		8	0	18.6	18.6	18.5	0.0	19.8	19.0	19.0	18.9	0.0	20.1
		8	4	18.6	18.6	18.5	0.0	19.8	19.0	19.0	18.9	0.0	20.1
		8	7	18.6	18.6	18.5	0.0	19.8	19.0	19.0	18.9	0.0	20.1
		15	0	18.6	18.6	18.5	0.0	19.8	19.0	19.0	18.9	0.0	20.1
	64QAM	1	0	18.7	18.8	18.7	0.0	19.8	19.1	19.2	19.1	0.0	20.1
		1	8	18.8	18.9	18.9	0.0	19.8	19.2	19.3	19.3	0.0	20.1
		1	14	18.7	18.8	18.7	0.0	19.8	19.1	19.2	19.1	0.0	20.1
		8	0	18.6	18.7	18.7	0.0	19.8	19.0	19.1	19.1	0.0	20.1
		8	4	18.7	18.7	18.7	0.0	19.8	19.1	19.1	19.1	0.0	20.1
		8	7	18.6	18.7	18.7	0.0	19.8	19.0	19.1	19.1	0.0	20.1
		15	0	18.6	18.6	18.7	0.0	19.8	19.0	19.0	19.1	0.0	20.1
	256QAM	1	0	18.7	18.7	18.7	0.6	19.2	19.1	19.1	19.1	0.9	19.2
		1	8	18.7	18.7	18.7	0.6	19.2	19.1	19.1	19.1	0.9	19.2
		1	14	18.6	18.7	18.7	0.6	19.2	19.0	19.1	19.1	0.9	19.2
		8	0	18.6	18.6	18.7	0.6	19.2	19.0	19.0	19.1	0.9	19.2
		8	4	18.7	18.7	18.7	0.6	19.2	19.1	19.1	19.1	0.9	19.2
		8	7	18.7	18.7	18.7	0.6	19.2	19.1	19.1	19.1	0.9	19.2
		15	0	18.6	18.7	18.7	0.6	19.2	19.0	19.1	19.1	0.9	19.2

BW (MHz)	Mode	RB Allocation	RB offset	Power Mode A (dBm)			MPR	Tune-up Limit	Power Mode B (dBm)			MPR	Tune-up Limit
				131979	132322	132665			131979	132322	132665		
				1710.7 MHz	1745 MHz	1779.3 MHz			1710.7 MHz	1745 MHz	1779.3 MHz		
1.4 MHz	QPSK	1	0	18.6	18.5	18.5	0.0	19.8	19.0	18.9	18.9	0.0	20.1
		1	3	18.6	18.6	18.5	0.0	19.8	19.0	19.0	18.9	0.0	20.1
		1	5	18.6	18.6	18.5	0.0	19.8	19.0	19.0	18.9	0.0	20.1
		3	0	18.6	18.5	18.5	0.0	19.8	19.0	18.9	18.9	0.0	20.1
		3	1	18.6	18.5	18.5	0.0	19.8	19.0	18.9	18.9	0.0	20.1
		3	3	18.6	18.5	18.5	0.0	19.8	19.0	18.9	18.9	0.0	20.1
		6	0	18.5	18.5	18.5	0.0	19.8	18.9	18.9	18.9	0.0	20.1
	16QAM	1	0	18.5	18.6	18.5	0.0	19.8	18.9	19.0	18.9	0.0	20.1
		1	3	18.5	18.6	18.5	0.0	19.8	18.9	19.0	18.9	0.0	20.1
		1	5	18.6	18.6	18.5	0.0	19.8	19.0	19.0	18.9	0.0	20.1
		3	0	18.5	18.5	18.5	0.0	19.8	18.9	18.9	18.9	0.0	20.1
		3	1	18.6	18.6	18.5	0.0	19.8	19.0	19.0	18.9	0.0	20.1
		3	3	18.5	18.6	18.5	0.0	19.8	18.9	19.0	18.9	0.0	20.1
		6	0	18.6	18.5	18.5	0.0	19.8	19.0	18.9	18.9	0.0	20.1
	64QAM	1	0	18.7	18.8	18.8	0.0	19.8	19.1	19.2	19.2	0.0	20.1
		1	3	18.7	18.8	18.8	0.0	19.8	19.1	19.2	19.2	0.0	20.1
		1	5	18.6	18.8	18.9	0.0	19.8	19.0	19.2	19.3	0.0	20.1
		3	0	18.8	18.7	18.8	0.0	19.8	19.2	19.1	19.2	0.0	20.1
		3	1	18.8	18.7	18.7	0.0	19.8	19.2	19.1	19.1	0.0	20.1
		3	3	18.8	18.7	18.7	0.0	19.8	19.2	19.1	19.1	0.0	20.1
		6	0	18.6	18.6	18.7	0.0	19.8	19.0	19.0	19.1	0.0	20.1
	256QAM	1	0	18.6	18.7	18.7	0.6	19.2	19.0	19.1	19.1	0.9	19.2
		1	3	18.6	18.7	18.7	0.6	19.2	19.0	19.1	19.1	0.9	19.2
		1	5	18.6	18.7	18.7	0.6	19.2	19.0	19.1	19.1	0.9	19.2
		3	0	18.7	18.7	18.7	0.6	19.2	19.1	19.1	19.1	0.9	19.2
		3	1	18.7	18.7	18.7	0.6	19.2	19.1	19.1	19.1	0.9	19.2
		3	3	18.6	18.7	18.7	0.6	19.2	19.0	19.1	19.1	0.9	19.2
		6	0	18.6	18.7	18.7	0.6	19.2	19.0	19.1	19.1	0.9	19.2

This report shall not be reproduced without the written approval of UL Verification Services Inc.

LTE Band 71 Measured Results (ANT1)

BW (MHz)	Mode	RB Allocation	RB offset	Power Mode A (dBm)			Power Mode B (dBm)		
				133297 680.5 MHz	MPR	Tune-up Limit	133297 680.5 MHz	MPR	Tune-up Limit
20 MHz	QPSK	1	0	24.9	0	25.7	24.9	0	25.7
		1	49	25.0	0	25.7	25.0	0	25.7
		1	99	24.8	0	25.7	24.8	0	25.7
		50	0	23.9	1	24.7	23.9	1	24.7
		50	24	24.0	1	24.7	24.0	1	24.7
		50	50	23.8	1	24.7	23.8	1	24.7
		100	0	24.0	1	24.7	24.0	1	24.7
	16QAM	1	0	23.9	1	24.7	23.9	1	24.7
		1	49	24.0	1	24.7	24.0	1	24.7
		1	99	23.7	1	24.7	23.7	1	24.7
		50	0	22.9	2	23.7	22.9	2	23.7
		50	24	22.9	2	23.7	22.9	2	23.7
		50	50	22.8	2	23.7	22.8	2	23.7
		100	0	22.9	2	23.7	22.9	2	23.7
	64QAM	1	0	23.2	2	23.7	23.2	2	23.7
		1	49	23.3	2	23.7	23.3	2	23.7
		1	99	23.0	2	23.7	23.0	2	23.7
		50	0	21.9	3	22.7	21.9	3	22.7
		50	24	21.9	3	22.7	21.9	3	22.7
		50	50	21.8	3	22.7	21.8	3	22.7
		100	0	21.9	3	22.7	21.9	3	22.7
	256QAM	1	0	20.0	5	20.7	20.0	5	20.7
		1	49	20.0	5	20.7	20.0	5	20.7
		1	99	20.0	5	20.7	20.0	5	20.7
		50	0	19.9	5	20.7	19.9	5	20.7
		50	24	19.9	5	20.7	19.9	5	20.7
		50	50	19.8	5	20.7	19.8	5	20.7
		100	0	19.9	5	20.7	19.9	5	20.7

BW (MHz)	Mode	RB Allocation	RB offset	Power Mode A (dBm)			Power Mode B (dBm)		
				133297 680.5 MHz	MPR	Tune-up Limit	133297 680.5 MHz	MPR	Tune-up Limit
15 MHz	QPSK	1	0	25.0	0	25.7	25.0	0	25.7
		1	37	24.9	0	25.7	24.9	0	25.7
		1	74	24.8	0	25.7	24.8	0	25.7
		36	0	23.8	1	24.7	23.8	1	24.7
		36	20	23.9	1	24.7	23.9	1	24.7
		36	39	23.8	1	24.7	23.8	1	24.7
		75	0	23.8	1	24.7	23.8	1	24.7
	16QAM	1	0	24.0	1	24.7	24.0	1	24.7
		1	37	24.0	1	24.7	24.0	1	24.7
		1	74	23.8	1	24.7	23.8	1	24.7
		36	0	22.9	2	23.7	22.9	2	23.7
		36	20	22.9	2	23.7	22.9	2	23.7
		36	39	22.8	2	23.7	22.8	2	23.7
		75	0	22.9	2	23.7	22.9	2	23.7
	64QAM	1	0	23.1	2	23.7	23.1	2	23.7
		1	37	23.1	2	23.7	23.1	2	23.7
		1	74	23.0	2	23.7	23.0	2	23.7
		36	0	21.8	3	22.7	21.8	3	22.7
		36	20	21.9	3	22.7	21.9	3	22.7
		36	39	21.8	3	22.7	21.8	3	22.7
		75	0	21.9	3	22.7	21.9	3	22.7
	256QAM	1	0	19.9	5	20.7	19.9	5	20.7
		1	37	20.0	5	20.7	20.0	5	20.7
		1	74	19.9	5	20.7	19.9	5	20.7
		36	0	19.9	5	20.7	19.9	5	20.7
		36	20	19.9	5	20.7	19.9	5	20.7
		36	39	19.8	5	20.7	19.8	5	20.7
		75	0	19.9	5	20.7	19.9	5	20.7

This report shall not be reproduced without the written approval of UL Verification Services Inc.

LTE Band 71 Measured Results (ANT1) (continued)

BW (MHz)	Mode	RB Allocation	RB offset	Power Mode A (dBm)					Power Mode B (dBm)				
				133172	133297	133422	MPR	Tune-up Limit	133172	133297	133422	MPR	Tune-up Limit
				668 MHz	680.5 MHz	693 MHz			668 MHz	680.5 MHz	693 MHz		
10 MHz	QPSK	1	0	24.9	24.9	24.8	0	25.7	24.9	24.9	24.8	0	25.7
		1	25	25.0	24.8	24.7	0	25.7	25.0	24.8	24.7	0	25.7
		1	49	24.8	24.8	24.6	0	25.7	24.8	24.8	24.6	0	25.7
		25	0	23.9	23.8	23.7	1	24.7	23.9	23.8	23.7	1	24.7
		25	12	24.0	23.8	23.7	1	24.7	24.0	23.8	23.7	1	24.7
		25	25	23.9	23.8	23.7	1	24.7	23.9	23.8	23.7	1	24.7
		50	0	23.9	23.8	23.6	1	24.7	23.9	23.8	23.6	1	24.7
	16QAM	1	0	23.9	23.9	23.7	1	24.7	23.9	23.9	23.7	1	24.7
		1	25	23.8	23.8	23.7	1	24.7	23.8	23.8	23.7	1	24.7
		1	49	23.8	23.8	23.5	1	24.7	23.8	23.8	23.5	1	24.7
		25	0	22.9	22.8	22.7	2	23.7	22.9	22.8	22.7	2	23.7
		25	12	23.0	22.9	22.7	2	23.7	23.0	22.9	22.7	2	23.7
		25	25	23.0	22.8	22.7	2	23.7	23.0	22.8	22.7	2	23.7
		50	0	22.9	22.8	22.6	2	23.7	22.9	22.8	22.6	2	23.7
	64QAM	1	0	23.2	23.0	22.9	2	23.7	23.2	23.0	22.9	2	23.7
		1	25	23.2	23.0	22.9	2	23.7	23.2	23.0	22.9	2	23.7
		1	49	23.1	22.9	22.8	2	23.7	23.1	22.9	22.8	2	23.7
		25	0	21.9	21.8	21.7	3	22.7	21.9	21.8	21.7	3	22.7
		25	12	22.0	21.8	21.7	3	22.7	22.0	21.8	21.7	3	22.7
		25	25	21.9	21.8	21.7	3	22.7	21.9	21.8	21.7	3	22.7
		50	0	21.9	21.8	21.6	3	22.7	21.9	21.8	21.6	3	22.7
	256QAM	1	0	20.0	19.9	19.8	5	20.7	20.0	19.9	19.8	5	20.7
		1	25	20.0	20.0	19.9	5	20.7	20.0	20.0	19.9	5	20.7
		1	49	19.9	19.8	19.7	5	20.7	19.9	19.8	19.7	5	20.7
		25	0	19.9	19.8	19.7	5	20.7	19.9	19.8	19.7	5	20.7
		25	12	20.0	19.8	19.7	5	20.7	20.0	19.8	19.7	5	20.7
		25	25	19.9	19.8	19.7	5	20.7	19.9	19.8	19.7	5	20.7
		50	0	19.9	19.8	19.6	5	20.7	19.9	19.8	19.6	5	20.7

BW (MHz)	Mode	RB Allocation	RB offset	Power Mode A (dBm)					Power Mode B (dBm)				
				133147	133297	133447	MPR	Tune-up Limit	133147	133297	133447	MPR	Tune-up Limit
				665.5 MHz	680.5 MHz	695.5 MHz			665.5 MHz	680.5 MHz	695.5 MHz		
5 MHz	QPSK	1	0	25.0	24.7	24.6	0	25.7	25.0	24.7	24.6	0	25.7
		1	12	25.1	24.9	24.7	0	25.7	25.1	24.9	24.7	0	25.7
		1	24	24.9	24.7	24.5	0	25.7	24.9	24.7	24.5	0	25.7
		12	0	23.9	23.7	23.7	1	24.7	23.9	23.7	23.7	1	24.7
		12	7	24.0	23.8	23.7	1	24.7	24.0	23.8	23.7	1	24.7
		12	13	23.9	23.8	23.6	1	24.7	23.9	23.8	23.6	1	24.7
		25	0	23.9	23.8	23.6	1	24.7	23.9	23.8	23.6	1	24.7
	16QAM	1	0	24.3	24.2	24.0	1	24.7	24.3	24.2	24.0	1	24.7
		1	12	24.3	24.3	24.1	1	24.7	24.3	24.3	24.1	1	24.7
		1	24	24.3	24.1	23.9	1	24.7	24.3	24.1	23.9	1	24.7
		12	0	23.2	23.0	22.9	2	23.7	23.2	23.0	22.9	2	23.7
		12	7	23.3	23.1	22.9	2	23.7	23.3	23.1	22.9	2	23.7
		12	13	23.3	23.1	22.9	2	23.7	23.3	23.1	22.9	2	23.7
		25	0	23.1	23.0	22.9	2	23.7	23.1	23.0	22.9	2	23.7
	64QAM	1	0	23.3	23.1	23.0	2	23.7	23.3	23.1	23.0	2	23.7
		1	12	23.3	23.2	23.1	2	23.7	23.3	23.2	23.1	2	23.7
		1	24	23.2	23.1	22.9	2	23.7	23.2	23.1	22.9	2	23.7
		12	0	22.1	21.9	21.9	3	22.7	22.1	21.9	21.9	3	22.7
		12	7	22.2	22.1	21.9	3	22.7	22.2	22.1	21.9	3	22.7
		12	13	22.2	22.0	21.8	3	22.7	22.2	22.0	21.8	3	22.7
		25	0	22.2	22.0	21.9	3	22.7	22.2	22.0	21.9	3	22.7
	256QAM	1	0	20.1	20.1	19.9	5	20.7	20.1	20.1	19.9	5	20.7
		1	12	20.4	20.2	19.9	5	20.7	20.4	20.2	19.9	5	20.7
		1	24	20.2	20.0	19.8	5	20.7	20.2	20.0	19.8	5	20.7
		12	0	20.1	19.9	19.9	5	20.7	20.1	19.9	19.9	5	20.7
		12	7	20.2	20.1	19.9	5	20.7	20.2	20.1	19.9	5	20.7
		12	13	20.2	20.0	19.9	5	20.7	20.2	20.0	19.9	5	20.7
		25	0	20.1	20.0	19.8	5	20.7	20.1	20.0	19.8	5	20.7

This report shall not be reproduced without the written approval of UL Verification Services Inc.

LTE Band 71 Measured Results (ANT2)

BW (MHz)	Mode	RB Allocation	RB offset	Power Mode A (dBm)			Power Mode B (dBm)		
				133297 680.5 MHz	MPR	Tune-up Limit	133297 680.5 MHz	MPR	Tune-up Limit
20 MHz	QPSK	1	0	22.2	0	22.7	23.8	0	24.7
		1	49	22.3	0	22.7	24.0	0	24.7
		1	99	22.1	0	22.7	23.7	0	24.7
		50	0	21.9	0	22.7	22.8	1	23.7
		50	24	22.0	0	22.7	22.9	1	23.7
		50	50	21.9	0	22.7	22.8	1	23.7
		100	0	21.9	0	22.7	22.9	1	23.7
	16QAM	1	0	22.0	0	22.7	22.9	1	23.7
		1	49	22.0	0	22.7	22.9	1	23.7
		1	99	21.8	0	22.7	22.8	1	23.7
		50	0	21.6	0	22.7	21.6	2	22.7
		50	24	21.6	0	22.7	21.6	2	22.7
		50	50	21.6	0	22.7	21.5	2	22.7
		100	0	21.6	0	22.7	21.6	2	22.7
	64QAM	1	0	21.8	0	22.7	21.8	2	22.7
		1	49	21.9	0	22.7	21.8	2	22.7
		1	99	21.7	0	22.7	21.7	2	22.7
		50	0	20.6	1	21.7	20.6	3	21.7
		50	24	20.6	1	21.7	20.6	3	21.7
		50	50	20.5	1	21.7	20.5	3	21.7
		100	0	20.6	1	21.7	20.6	3	21.7
	256QAM	1	0	18.7	3	19.7	18.7	5	19.7
		1	49	18.8	3	19.7	18.8	5	19.7
		1	99	18.8	3	19.7	18.8	5	19.7
		50	0	18.6	3	19.7	18.5	5	19.7
		50	24	18.6	3	19.7	18.5	5	19.7
		50	50	18.6	3	19.7	18.5	5	19.7
		100	0	18.6	3	19.7	18.6	5	19.7

BW (MHz)	Mode	RB Allocation	RB offset	Power Mode A (dBm)			Power Mode B (dBm)		
				133297 680.5 MHz	MPR	Tune-up Limit	133297 680.5 MHz	MPR	Tune-up Limit
15 MHz	QPSK	1	0	21.9	0	22.7	23.6	0	24.7
		1	37	21.9	0	22.7	23.5	0	24.7
		1	74	21.8	0	22.7	23.5	0	24.7
		36	0	21.6	0	22.7	22.5	1	23.7
		36	20	21.6	0	22.7	22.6	1	23.7
		36	39	21.6	0	22.7	22.5	1	23.7
		75	0	21.6	0	22.7	22.5	1	23.7
	16QAM	1	0	21.9	0	22.7	22.8	1	23.7
		1	37	21.9	0	22.7	22.8	1	23.7
		1	74	21.8	0	22.7	22.7	1	23.7
		36	0	21.6	0	22.7	21.6	2	22.7
		36	20	21.6	0	22.7	21.6	2	22.7
		36	39	21.6	0	22.7	21.5	2	22.7
		75	0	21.6	0	22.7	21.6	2	22.7
	64QAM	1	0	21.8	0	22.7	21.7	2	22.7
		1	37	21.8	0	22.7	21.7	2	22.7
		1	74	21.7	0	22.7	21.6	2	22.7
		36	0	20.5	1	21.7	20.5	3	21.7
		36	20	20.6	1	21.7	20.6	3	21.7
		36	39	20.5	1	21.7	20.5	3	21.7
		75	0	20.6	1	21.7	20.6	3	21.7
	256QAM	1	0	18.7	3	19.7	18.7	5	19.7
		1	37	18.7	3	19.7	18.7	5	19.7
		1	74	18.7	3	19.7	18.7	5	19.7
		36	0	18.6	3	19.7	18.5	5	19.7
		36	20	18.6	3	19.7	18.6	5	19.7
		36	39	18.5	3	19.7	18.5	5	19.7
		75	0	18.6	3	19.7	18.6	5	19.7

This report shall not be reproduced without the written approval of UL Verification Services Inc.

LTE Band 71 Measured Results (ANT2) (continued)

BW (MHz)	Mode	RB Allocation	RB offset	Power Mode A (dBm)					Power Mode B (dBm)				
				133172	133297	133422	MPR	Tune-up Limit	133172	133297	133422	MPR	Tune-up Limit
				668 MHz	680.5 MHz	693 MHz			668 MHz	680.5 MHz	693 MHz		
10 MHz	QPSK	1	0	21.9	21.7	21.7	0	22.7	23.9	23.7	23.7	0	24.7
		1	25	21.8	21.7	21.7	0	22.7	23.8	23.7	23.7	0	24.7
		1	49	21.7	21.6	21.6	0	22.7	23.7	23.7	23.6	0	24.7
		25	0	21.8	21.6	21.6	0	22.7	22.8	22.6	22.6	1	23.7
		25	12	21.8	21.7	21.6	0	22.7	22.9	22.7	22.7	1	23.7
		25	25	21.8	21.6	21.7	0	22.7	22.8	22.7	22.7	1	23.7
		50	0	21.8	21.7	21.6	0	22.7	22.8	22.7	22.6	1	23.7
	16QAM	1	0	22.2	22.2	22.1	0	22.7	23.2	23.1	23.0	1	23.7
		1	25	22.1	22.0	22.1	0	22.7	23.1	23.0	23.0	1	23.7
		1	49	22.1	22.1	22.1	0	22.7	23.0	23.1	22.9	1	23.7
		25	0	21.8	21.7	21.7	0	22.7	21.8	21.7	21.7	2	22.7
		25	12	21.9	21.7	21.7	0	22.7	21.9	21.7	21.7	2	22.7
		25	25	21.8	21.7	21.7	0	22.7	21.8	21.7	21.7	2	22.7
		50	0	21.8	21.7	21.6	0	22.7	21.8	21.7	21.7	2	22.7
	64QAM	1	0	22.0	21.8	21.9	0	22.7	22.0	22.0	21.8	2	22.7
		1	25	22.0	21.8	21.8	0	22.7	22.0	21.9	21.8	2	22.7
		1	49	21.9	21.8	21.7	0	22.7	21.9	21.9	21.7	2	22.7
		25	0	20.8	20.7	20.7	1	21.7	20.8	20.7	20.7	3	21.7
		25	12	20.9	20.8	20.7	1	21.7	20.8	20.7	20.7	3	21.7
		25	25	20.8	20.6	20.7	1	21.7	20.8	20.7	20.7	3	21.7
		50	0	20.8	20.7	20.6	1	21.7	20.8	20.7	20.6	3	21.7
	256QAM	1	0	18.9	18.8	18.8	3	19.7	18.9	18.8	18.8	5	19.7
		1	25	19.0	18.9	18.9	3	19.7	19.0	18.9	18.9	5	19.7
		1	49	18.8	18.8	18.7	3	19.7	18.8	18.8	18.7	5	19.7
		25	0	18.8	18.6	18.7	3	19.7	18.8	18.6	18.7	5	19.7
		25	12	18.9	18.7	18.7	3	19.7	18.9	18.7	18.7	5	19.7
		25	25	18.8	18.7	18.7	3	19.7	18.8	18.7	18.7	5	19.7
		50	0	18.8	18.7	18.6	3	19.7	18.8	18.7	18.6	5	19.7

BW (MHz)	Mode	RB Allocation	RB offset	Power Mode A (dBm)					Power Mode B (dBm)				
				133147	133297	133447	MPR	Tune-up Limit	133147	133297	133447	MPR	Tune-up Limit
				665.5 MHz	680.5 MHz	695.5 MHz			665.5 MHz	680.5 MHz	695.5 MHz		
5 MHz	QPSK	1	0	21.9	21.6	21.6	0	22.7	23.8	23.6	23.7	0	24.7
		1	12	22.0	21.7	21.7	0	22.7	24.0	23.7	23.8	0	24.7
		1	24	21.8	21.5	21.5	0	22.7	23.7	23.6	23.6	0	24.7
		12	0	21.8	21.6	21.6	0	22.7	22.8	22.6	22.7	1	23.7
		12	7	21.9	21.7	21.7	0	22.7	22.9	22.7	22.7	1	23.7
		12	13	21.8	21.6	21.6	0	22.7	22.8	22.6	22.7	1	23.7
		25	0	21.8	21.6	21.6	0	22.7	22.8	22.6	22.7	1	23.7
	16QAM	1	0	22.2	21.9	22.0	0	22.7	23.2	22.9	23.0	1	23.7
		1	12	22.3	22.0	22.1	0	22.7	23.3	23.1	23.1	1	23.7
		1	24	22.1	21.9	22.0	0	22.7	23.2	23.0	22.9	1	23.7
		12	0	21.9	21.6	21.8	0	22.7	21.8	21.6	21.6	2	22.7
		12	7	22.0	21.7	21.8	0	22.7	21.9	21.8	21.6	2	22.7
		12	13	21.9	21.7	21.8	0	22.7	21.9	21.7	21.6	2	22.7
		25	0	21.9	21.7	21.7	0	22.7	21.8	21.6	21.7	2	22.7
	64QAM	1	0	22.0	21.8	21.9	0	22.7	22.0	21.8	21.9	2	22.7
		1	12	22.1	21.9	21.9	0	22.7	22.1	21.9	21.9	2	22.7
		1	24	22.0	21.7	21.8	0	22.7	21.9	21.8	21.7	2	22.7
		12	0	20.8	20.6	20.7	1	21.7	20.8	20.6	20.7	3	21.7
		12	7	20.9	20.7	20.7	1	21.7	20.9	20.7	20.7	3	21.7
		12	13	20.9	20.7	20.6	1	21.7	20.9	20.7	20.7	3	21.7
		25	0	20.8	20.7	20.7	1	21.7	20.8	20.6	20.6	3	21.7
	256QAM	1	0	18.9	18.7	18.7	3	19.7	18.8	18.6	18.7	5	19.7
		1	12	19.1	18.9	18.8	3	19.7	19.0	18.7	18.7	5	19.7
		1	24	18.9	18.7	18.7	3	19.7	18.8	18.6	18.6	5	19.7
		12	0	18.8	18.6	18.7	3	19.7	18.8	18.6	18.7	5	19.7
		12	7	18.9	18.7	18.7	3	19.7	18.9	18.7	18.7	5	19.7
		12	13	18.8	18.6	18.6	3	19.7	18.8	18.6	18.6	5	19.7
		25	0	18.8	18.7	18.6	3	19.7	18.8	18.6	18.6	5	19.7

This report shall not be reproduced without the written approval of UL Verification Services Inc.

9.4. LTE Up-Link Carrier Aggregation

The following tests were conducted according to the test requirements outlined in section 6.2 of the 3GPP TS36.101 specification.

For inter-band carrier aggregation with uplink assigned to one E-UTRA band (Table 5.6A-1), the requirements in subclause 6.2.3 apply.

For inter-band carrier aggregation with one component carrier per operating band and the uplink active in two E-UTRA bands, the requirements in subclause 6.2.3 apply for each uplink component carrier.

For intra-band contiguous carrier aggregation the allowed Maximum Power Reduction (MPR) for the maximum output power applicable to the DUT in table below. In case the modulation format is different on different component carriers then the MPR is determined by the rules applied to higher order of those modulations.

Modulation	CA bandwidth Class B and C / Smallest Component Carrier Transmission Bandwidth Configuration				MPR (dB)
	25 RB	50 RB	75 RB	100 RB	
QPSK	> 8 and ≤ 25	> 12 and ≤ 50	> 16 and ≤ 75	> 18 and ≤ 100	≤ 1
QPSK	> 25	> 50	> 75	> 100	≤ 2
16 QAM	≤ 8	≤ 12	≤ 16	≤ 18	≤ 1
16 QAM	> 8 and ≤ 25	> 12 and ≤ 50	> 16 and ≤ 75	> 18 and ≤ 100	≤ 2
16 QAM	> 25	> 50	> 75	> 100	≤ 3
64 QAM	≤ 8 and allocation wholly contained within a single CC	≤ 12 and allocation wholly contained within a single CC	≤ 16 and allocation wholly contained within a single CC	≤ 18 and allocation wholly contained within a single CC	≤ 2
64 QAM	> 8 or allocation extends across two CC's	> 12 or allocation extends across two CC's	> 16 or allocation extends across two CC's	> 18 or allocation extends across two CC's	≤ 3
256 QAM	≥ 1				≤ 5

For PUCCH and SRS transmissions, the allowed MPR is according to that specified for PUSCH WPDK modulation for the corresponding transmission bandwidth.

For intra-band contiguous carrier aggregation bandwidth class C with non-contiguous resource allocation, the allowed Maximum Power Reduction (MPR) for the maximum output power in Table 6.2.2A-1 is specified as follows

$$MPR = CEIL\ \{\min(M_A, M_{IM5}), 0.5\}$$

Where M_A is defined as follows

$$M_A = \begin{cases} 8.2 & ;0 \le A < 0.025 \\ 9.2 - 40A & ;0.025 \le A < 0.05 \\ 8 - 16A & ;0.05 \le A < 0.25 \\ 4.83 - 3.33A & ;0.25 \le A \le 0.4 \end{cases}$$

This report shall not be reproduced without the written approval of UL Verification Services Inc.

$$3.83 - 0.83A \qquad ;0.4 \le A \le 1$$

and M_{IM5} is defined as follows

$$M_{IM5} = \begin{cases} 4.5 & ; \Delta_{IM5} < 1.5 * BW_{Channel_CA} \\ 6.0 & ; 1.5 * BW_{Channel_CA} \le \Delta_{IM5} < BW_{Channel_CA}/2 + \Delta f_{ooB} \\ M_A & ; \Delta_{IM5} \ge BW_{Channel_CA}/2 + \Delta f_{ooB} \end{cases}$$

Where

$A = N_{RB_alloc} / N_{RB_agg}$

$\Delta_{IM5} = \max(\left| F_{C_agg} - (3*F_{agg_alloc_low} - 2*F_{agg_alloc_high}) \right|, \left| F_{C_agg} - (3*F_{agg_alloc_high} - 2*F_{agg_alloc_low}) \right|)$

CEIL{M_A, 0.5} means rounding upwards to closest 0.5dB, i.e. MPR ∈ [3.0, 3.5, 4.0, 4.5, 5.0, 5.5, 6.0, 6.5, 7.0, 7.5, 8.0, 8.5]

For intra-band carrier aggregation, the MPR is evaluated per slot and given by the maximum value taken over the transmission(s) on all component carriers within the slot; the maximum MPR over the two slots is then applied for the entire subframe.

For intra-band non-contiguous carrier aggregation with one uplink carrier on the PCC, the requirements in the subclause 6.2.3 apply. For intra-band non-contiguous aggregation with two uplink carriers the MPR is defined for those E-UTRA bands where maximum possible $W_{GAP} \le 42.2$ MHz as follows

$$MPR = CEIL\{M_A, 0.5\}$$

Where M_N is defined as follows

$$M_N = \begin{cases} -0.125N + 18.25 & ; 2 \le N \le 50 \\ -0.0333\,N + 13.67 & ; 50 < N \le 200 \end{cases}$$

Where $N = N_{RB_alloc}$ is the number of allocated resource blocks.

For the UE maximum output power modified by MPR, the power limits specified in subclause 6.2.5A apply.

This report shall not be reproduced without the written approval of UL Verification Services Inc.

LTE Carrier Aggregation Test Signal Set-up Procedure
(Use normal LTE set-up procedure in addition with the following steps)

Set to CMW-500 with following parameters:

- PCC tab:
  - Select the testing Operating Band, Channel, Frequency, Cell Bandwidth, Uplink RBs
- 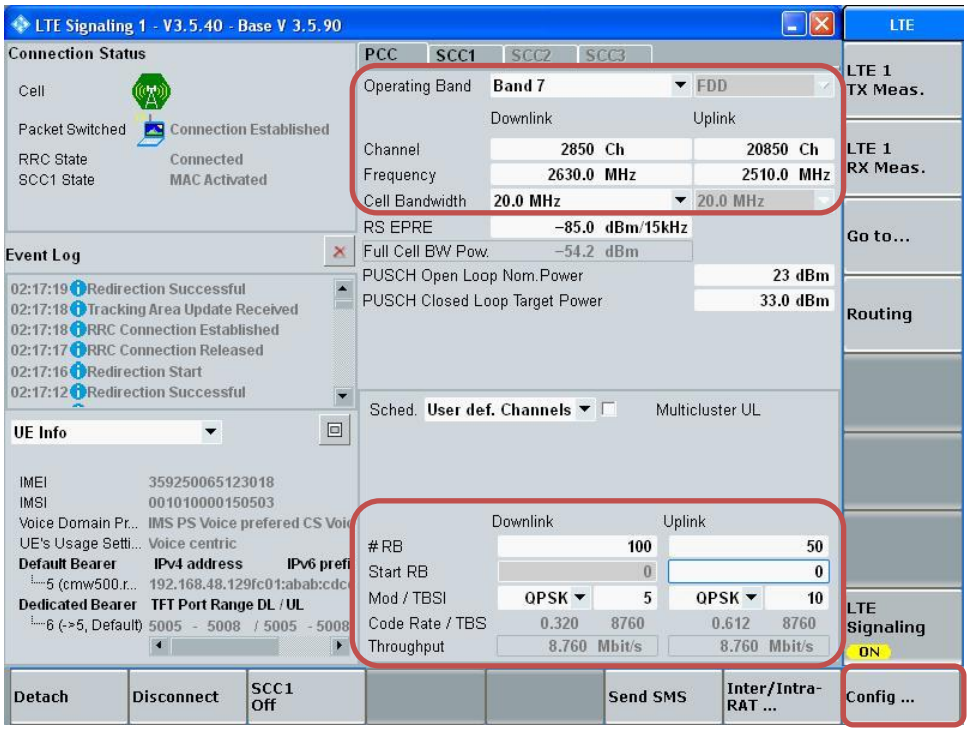

- Go to “Config….”

This report shall not be reproduced without the written approval of UL Verification Services Inc.

- Go to “Scenario”
- Set to “2CC CA – 2 RF Out”

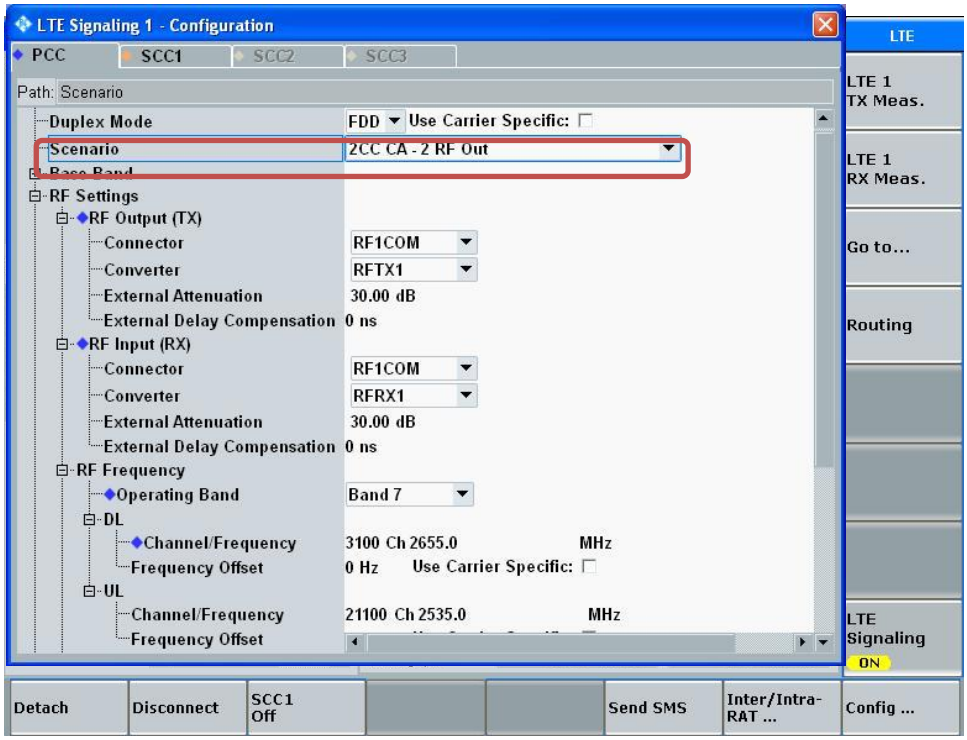

- Select “SCC1” tab
- Go to “Scenario”
- Set to “2CC CA – 2 RF Out”
- Enable “Use UL”
- Enable “Intraband Contiguous to PCC”
- Select “LTE Signaling” button

This report shall not be reproduced without the written approval of UL Verification Services Inc.

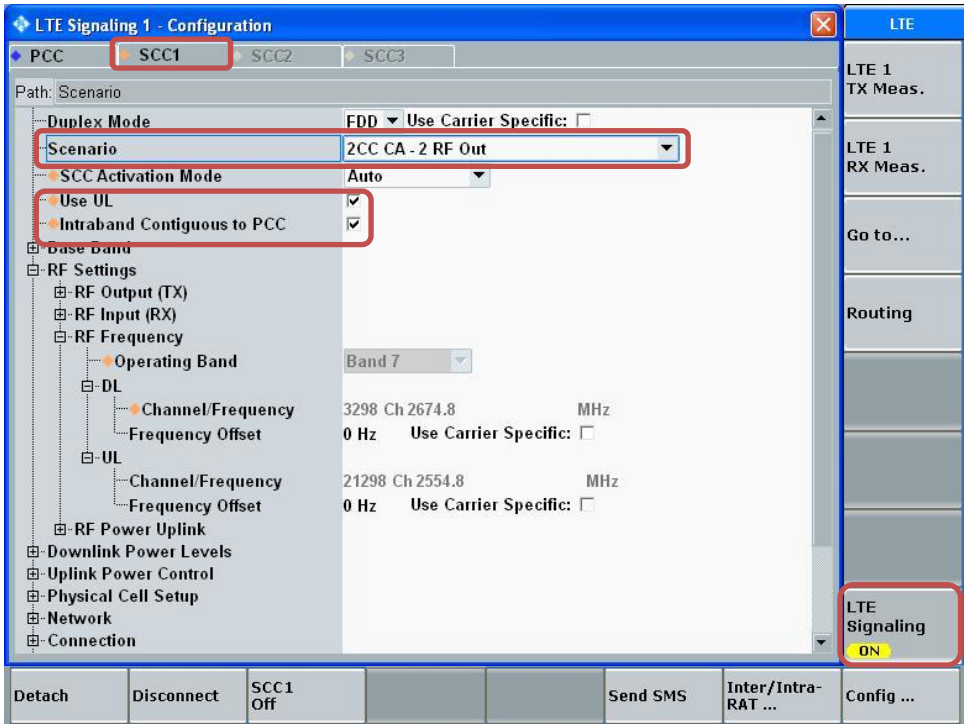

This report shall not be reproduced without the written approval of UL Verification Services Inc.

- Select “SCC1” tab
  - Select the testing Cell Bandwidth, Uplink RBs

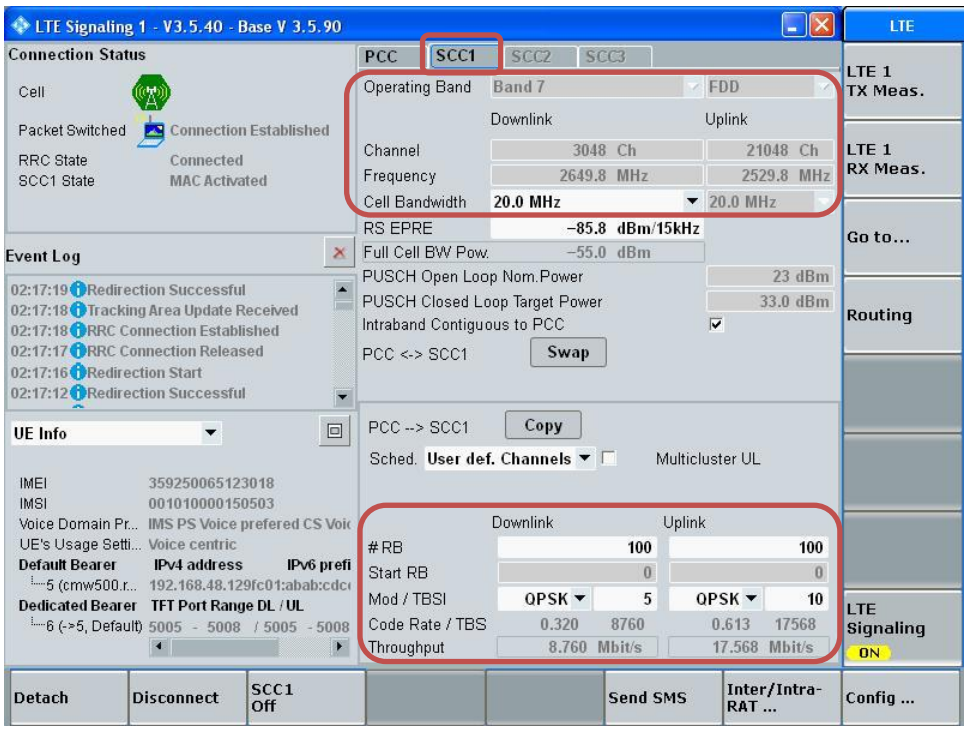

This report shall not be reproduced without the written approval of UL Verification Services Inc.

Max Power Setting

- Select “Config …” button
- Select PCC tab
- Set “Active TPC Setup” to “Max Power”

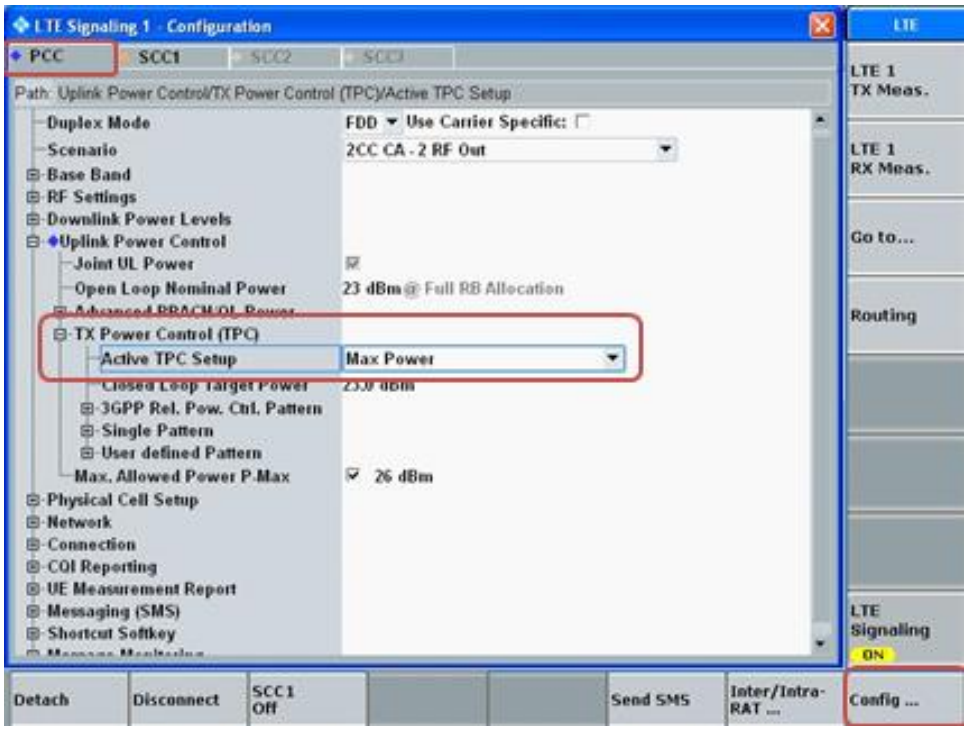

- Select SCC1 tab
- Verify that “Active TPC Setup” is set to “Max Power”

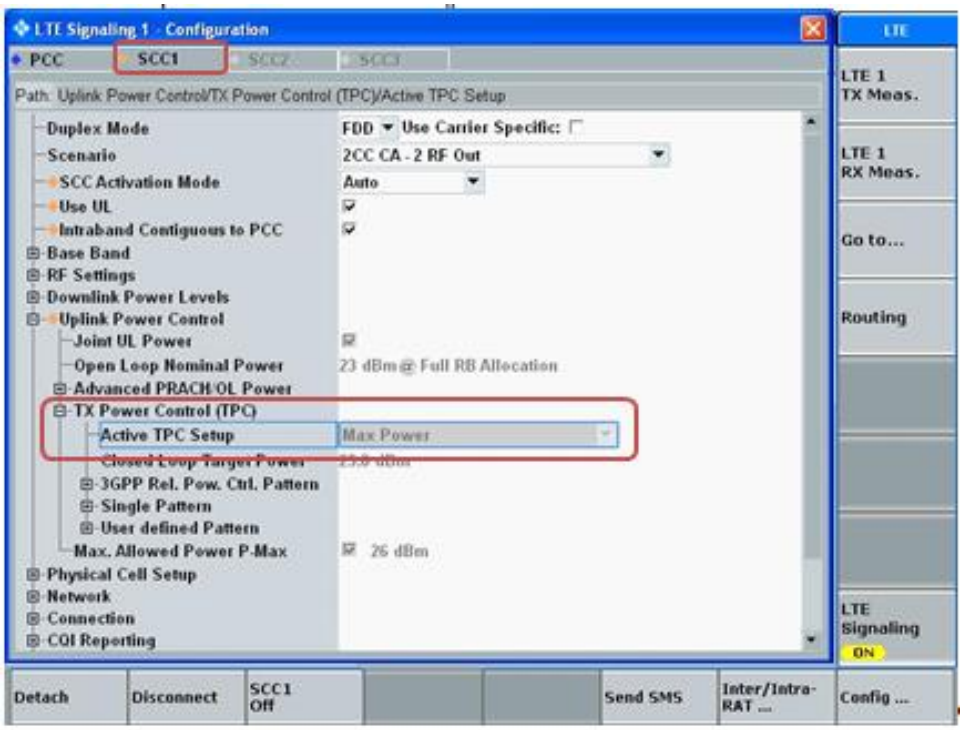

This report shall not be reproduced without the written approval of UL Verification Services Inc.

View TX Power

- Go to “Display”
- Select “Select View…”
- Select “Spectrum Emission Mask”

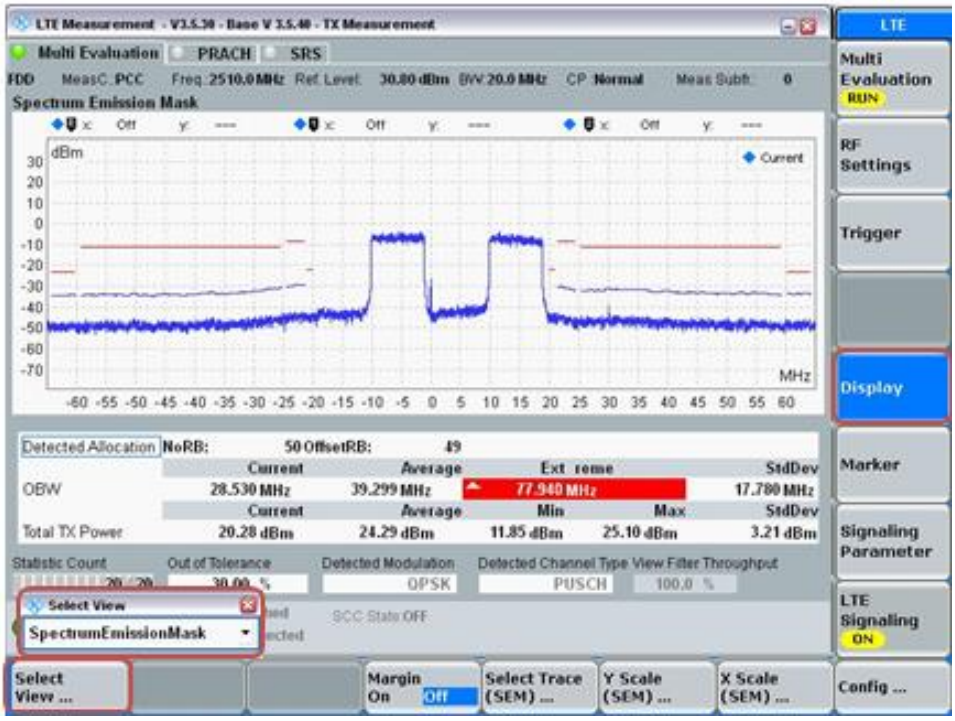

This report shall not be reproduced without the written approval of UL Verification Services Inc.

LTE Intra-Band Contiguous Carrier Aggregation

UL CA shall be tested based on the worst-case SAR configuration determined from non-CA SAR testing result. The channel BW, channel number, RB allocation, etc. would be selected to allow contiguous CA of PCC and SCC. Uplink output power for UL CA is the total power measured across the PCC and SCC.

UL CA power measurements were performed for each antennas at with QPSK modulation based on the worst-case standalone SAR.

The UL CA mode power measurements represent the total power across both carriers. Measurements were made for all supported PCC bandwidths using the channel/RB combination resulting in the highest standalone output power at the least MPR (0 dB). SCCs were set to use configurations similar to the PCC to establish conservative or worst case equivalent SAR test conditions (highest maximum power with MPR of 0 dB).

The standalone power measurement is the power for the PCC in the non-CA mode (i.e. single carrier power). In all cases the UL CA power is less than or equal to the standalone power, which is in accordance with the tune-up limits in table below.

According to November 2017 TCB workshop, Uplink CA SAR Test Guidance as follows:

a) When the maximum output for UL CA is ≤ standalone LTE mode (without CA)
   - PCC is configured according to the highest standalone SAR configuration tested
   - SCC and subsequent CCs are configured according to procedures used for power measurement and parameters (BW, RB etc.) similar to that used for the PCC

b) When the Reported SAR for UL CA configuration, described above, is > 1.2 W/kg, UL CA SAR is also required for all required test channels(PCC based)

c) UL CA SAR is also required for standalone SAR configurations > 1.2 W/kg when they are scaled to the UL CA power level

Output Power for LTE UL Carrier Aggregation

Intra-Band Contiguous	Mode	Target Output Power (dBm)								Tolerance	Maximum Output Power (Tune-up Limit) (dBm)							
		ANT1		ANT2		ANT3		ANT4			ANT1		ANT2		ANT3		ANT4	
		Mode A	Mode B	Mode A	Mode B	Mode A	Mode B	Mode A	Mode B	+ / -	Mode A	Mode B	Mode A	Mode B	Mode A	Mode B	Mode A	Mode B
CA_5B	QPSK	25.0	23.5	22.3	23.8					0.7 / -1.0	25.7	24.2	23.0	24.5				
CA_7C	QPSK	25.0	19.3	18.2	19.5	23.1	18.5	17.1	16.9	0.7 / -1.0	25.7	20.0	18.9	20.2	23.8	19.2	17.8	17.6
CA_41C (PC3)	QPSK	25.0	21.3	20.3	20.7	24.9	20.3	18.8	19.0	0.7 / -1.0	25.7	22.0	21.0	21.4	25.6	21.0	19.5	19.7
CA_41C (PC2)	QPSK	27.0	21.3	20.3	20.7	24.9	20.3	18.8	19.0	0.7 / -1.0	27.7	22.0	21.0	21.4	25.6	21.0	19.5	19.7
Intra-Band Contiguous	Mode	Target Output Power (dBm)								Tolerance	Maximum Output Power (Tune-up Limit) (dBm)							
		ANT7		ANT8		ANT9		ANT4			ANT7		ANT8		ANT9		ANT4	
		Mode A	Mode B	Mode A	Mode B	Mode A	Mode B	Mode A	Mode B	+ / -	Mode A	Mode B	Mode A	Mode B	Mode A	Mode B	Mode A	Mode B
CA_48C	QPSK	24.0	21.4	22.4	21.7	24.0	23.7	21.6	21.3	1.0 / -1.0	25.0	22.4	23.4	22.7	25.0	24.7	22.6	22.3

LTE CA_5B Measured Results

UL CA Combination	Antenna	Power Mode	Modulation	PCC				SCC				Standalone Power		(PCC + SCC) UL CA Power		
				BW (MHz)	Freq	RB	Offset	BW (MHz)	Freq	RB	Offset	Tune-Up Limit (dBm)	UL CA Inactive (dBm)	Tune-Up Limit (dBm)	UL CA active (dBm)	Delta
CA_5B	ANT 1	Mode A	QPSK	10	831.6	1	49	5	841.5	1	0	25.7	25.2	25.7	25.0	-0.2
CA_5B	ANT 1	Mode B	QPSK	10	831.6	1	49	5	841.5	1	0	24.2	23.7	24.2	23.5	-0.2
CA_5B	ANT 2	Mode A	QPSK	10	831.6	1	49	5	841.5	1	0	23.0	22.5	23.0	22.3	-0.2
CA_5B	ANT 2	Mode B	QPSK	10	831.6	1	49	5	841.5	1	0	24.5	23.8	24.5	23.6	-0.2

Note(s):

PCC RB allocation setting for UL CA has been adjusted based on the worst-case power.

This report shall not be reproduced without the written approval of UL Verification Services Inc.

LTE CA 7C Measured Results

UL CA Combination	Antenna	Power Mode	Modulation	PCC				SCC				Standalone Power		(PCC + SCC) UL CA Power		
				BW (MHz)	Freq	RB	Offset	BW (MHz)	Freq	RB	Offset	Tune-Up Limit (dBm)	UL CA Inactive (dBm)	Tune-Up Limit (dBm)	UL CA active (dBm)	Delta
CA_7C	ANT 1	Mode A	QPSK	20	2525.1	1	99	20	2544.9	1	0	25.7	24.5	25.7	24.5	0.0
CA_7C	ANT 1	Mode B	QPSK	20	2525.1	1	99	20	2544.9	1	0	20.0	18.9	20.0	18.8	-0.1
CA_7C	ANT 1	Mode B	QPSK	20	2510.0	1	99	20	2529.8	1	0	20.0	18.9	20.0	18.7	-0.2
CA_7C	ANT 2	Mode A	QPSK	20	2540.2	1	99	20	2560.0	1	0	18.9	17.9	18.9	17.8	-0.1
CA_7C	ANT 2	Mode B	QPSK	20	2540.2	1	99	20	2560.0	1	0	20.2	19.2	20.2	19.2	0.0
CA_7C	ANT 3	Mode A	QPSK	20	2525.1	1	99	20	2544.9	1	0	23.8	23.0	23.8	23.0	0.0
CA_7C	ANT 3	Mode B	QPSK	20	2525.1	1	99	20	2544.9	1	0	19.2	18.3	19.2	18.2	-0.1
CA_7C	ANT 3	Mode B	QPSK	20	2540.2	1	99	20	2560.0	1	0	19.2	18.3	19.2	18.2	-0.1
CA_7C	ANT 4	Mode A	QPSK	20	2540.2	1	99	20	2560.0	1	0	17.8	17.5	17.8	17.5	0.0
CA_7C	ANT 4	Mode B	QPSK	20	2525.1	1	99	20	2544.9	1	0	17.6	16.1	17.6	16.0	-0.1
CA_7C	ANT 4	Mode B	QPSK	20	2510.0	1	99	20	2529.8	1	0	17.6	16.1	17.6	16.0	-0.1

Note(s):

PCC RB allocation setting for UL CA has been adjusted based on the worst-case power.

LTE CA 41C (PC3) Measured Results

UL CA Combination	Antenna	Power Mode	Modulation	PCC				SCC				Standalone Power		(PCC + SCC) UL CA Power		
				BW (MHz)	Freq	RB	Offset	BW (MHz)	Freq	RB	Offset	Tune-Up Limit (dBm)	UL CA Inactive (dBm)	Tune-Up Limit (dBm)	UL CA active (dBm)	Delta
CA_41C	ANT 1	Mode A	QPSK	20	2583.1	1	99	20	2602.9	1	0	25.7	24.6	25.7	24.5	-0.1
CA_41C	ANT 1	Mode B	QPSK	20	2583.1	1	99	20	2602.9	1	0	22.0	21.0	22.0	20.9	-0.1
CA_41C	ANT 1	Mode B	QPSK	20	2506.0	1	99	20	2525.8	1	0	22.0	21.0	22.0	21.0	0.0
CA_41C	ANT 2	Mode A	QPSK	20	2583.1	1	99	20	2602.9	1	0	21.0	20.0	21.0	20.0	0.0
CA_41C	ANT 2	Mode B	QPSK	20	2583.1	1	99	20	2602.9	1	0	21.4	20.4	21.4	20.4	0.0
CA_41C	ANT 2	Mode B	QPSK	20	2506.0	1	99	20	2525.8	1	0	21.4	20.5	21.4	20.5	0.0
CA_41C	ANT 3	Mode A	QPSK	20	2583.1	1	99	20	2602.9	1	0	25.6	24.6	25.6	24.6	0.0
CA_41C	ANT 3	Mode B	QPSK	20	2583.1	1	99	20	2602.9	1	0	21.0	19.9	21.0	19.8	-0.1
CA_41C	ANT 3	Mode B	QPSK	20	2506.0	1	99	20	2525.8	1	0	21.0	19.9	21.0	19.9	0.0
CA_41C	ANT 4	Mode A	QPSK	20	2660.2	1	99	20	2680.0	1	0	19.5	18.5	19.5	18.2	-0.3
CA_41C	ANT 4	Mode B	QPSK	20	2583.1	1	99	20	2602.9	1	0	19.7	18.3	19.7	18.2	-0.1
CA_41C	ANT 4	Mode B	QPSK	20	2506.0	1	99	20	2525.8	1	0	19.7	18.3	19.7	18.2	-0.1

Note(s):

1. PCC RB allocation setting for UL CA has been adjusted based on the worst-case power.
2. Additional SAR for UL CA PC2 is not required. Test reduction has been applied based on standalone SAR.
3. SAR evaluation for PC2 is only required when its Maximum output power (Tune-up Limit) is higher from PC3.

LTE CA 48C Measured Results

UL CA Combination	Antenna	Power Mode	Modulation	PCC				SCC				Standalone Power		(PCC + SCC) UL CA Power		
				BW (MHz)	Freq	RB	Offset	BW (MHz)	Freq	RB	Offset	Tune-Up Limit (dBm)	UL CA Inactive (dBm)	Tune-Up Limit (dBm)	UL CA active (dBm)	Delta
CA_48C	ANT 7	Mode A	QPSK	20	3615.1	1	99	20	3634.9	1	0	25.3	24.7	25.0	24.7	0.0
CA_48C	ANT 7	Mode B	QPSK	20	3615.1	1	99	20	3634.9	1	0	22.4	21.5	22.4	21.5	0.0
CA_48C	ANT 7	Mode B	QPSK	20	3560.0	1	99	20	3579.8	1	0	22.4	21.6	22.4	21.6	0.0
CA_48C	ANT 8	Mode A	QPSK	20	3560.0	1	99	20	3579.8	1	0	23.4	22.3	23.4	22.3	0.0
CA_48C	ANT 8	Mode B	QPSK	20	3615.1	1	99	20	3634.9	1	0	22.7	21.6	22.7	21.6	0.0
CA_48C	ANT 8	Mode B	QPSK	20	3615.1	1	99	20	3634.9	1	0	22.7	21.6	22.7	21.6	0.0
CA_48C	ANT 9	Mode A	QPSK	20	3615.1	1	99	20	3634.9	1	0	26.0	25.3	25.0	24.8	-0.5
CA_48C	ANT 9	Mode B	QPSK	20	3615.1	1	99	20	3634.9	1	0	24.7	24.7	24.7	24.7	0.0
CA_48C	ANT 4	Mode A	QPSK	20	3615.1	1	99	20	3634.9	1	0	22.6	21.6	22.6	21.5	-0.1
CA_48C	ANT 4	Mode B	QPSK	20	3615.1	1	99	20	3634.9	1	0	22.3	21.3	22.3	21.2	-0.1
CA_48C	ANT 4	Mode B	QPSK	20	3670.2	1	99	20	3690.0	1	0	22.3	21.3	22.3	21.2	-0.1

Note(s):

PCC RB allocation setting for UL CA has been adjusted based on the worst-case power.

This report shall not be reproduced without the written approval of UL Verification Services Inc.

LTE Inter-Band Carrier Aggregation

According to October 2018 TCB workshop, Uplink CA SAR Test Guidance as follows:

- Provide the single uplink SAR values you have obtained for the relevant SAR configurations and frequency bands that employ inter-band uplink carrier aggregation.
- If the single uplink 1-g SAR values for each band are both less than 0.8 W/kg and the algebraic summation of the 1-g SAR values are less than 1.45 W/kg no additional measurements need to be performed.
- If one of the single uplink 1-g SAR values is greater than 0.8 W/kg, instead of algebraically summing the 1-g SAR values, sum up the SAR distributions, similar to the enlarged zoom scan (volume scan) procedures found in FCC KDB Publication 865664 D01 SAR Measurement 100 MHz to 6 GHz v01r04.
- If the algebraic sum of the 1-g SAR values is > 1.45 W/kg additional measurements may have to be made. Submit a KDB inquiry for additional guidance.

Maximum Output Power (Tune-up Limit) and SAR test exemption for LTE UL Carrier Aggregation

The maximum UL CA transmit power is reduced by 3dB from the standalone values for both carriers therefore SAR will be reduced accordingly.

The reported 1g SAR for any standalone LTE configuration does not exceed 1.2 W/kg. The worst case UL CA SAR per band will therefore be <0.6W/kg. As the SAR for each individual band is <0.6 W/kg and the algebraic summation cannot exceed 1.2 W/kg no further measurements are needed.

The combined SAR contribution cannot exceed the highest standalone SAR:

$(SAR_{LTE1}/2 + SAR_{LTE2}/2 \leq Max\ (SAR_{LTE1}, SAR_{LTE2})$

therefore simultaneous transmission analysis of UL-CA and WLAN/BT transmitters can be done using either of the standalone LTE SAR values alone.

9.5. LTE Down-Link Carrier Aggregation

This device supports LTE downlink carrier aggregation (CA). The tables appendix G is show the supported frequency bands of the device for DL Inter-band and DL Intra-band combinations.

This report shall not be reproduced without the written approval of UL Verification Services Inc.

9.6. 5G NR(FR1)

The following tests were conducted according to the test requirements outlined in section 6.2 of the 3GPP TS 138.521-1 specification.

UE Power Class: 3 (23 +/- 2dBm). The allowed Maximum Power Reduction (MPR) for the maximum output power due to higher order modulation and transmit bandwidth configuration (resource blocks) is specified in Table 6.2.3-1 of the 3GPP TS138.521-1.

Table 6.2.2.3-1: Maximum Power Reduction (MPR) for Power 3

Modulation	MPR (dB)		
	Edge RB allocations	Outer RB allocations	Inner RB allocations
DFT-s-OFDM PI/2 BPSK	≤ 3.5[1]	≤ 1.2[1]	≤ 0.2[1]
	≤ 0.5[2]		0[2]
DFT-s-OFDM QPSK	≤ 1		0
DFT-s-OFDM 16 QAM	≤ 2		≤ 1
DFT-s-OFDM 64 QAM	≤ 2.5		
DFT-s-OFDM 256 QAM	≤ 4.5		
CP-OFDM QPSK	≤ 3		≤ 1.5
CP-OFDM 16 QAM	≤ 3		≤ 2
CP-OFDM 64 QAM	≤ 3.5		
CP-OFDM 256 QAM	≤ 6.5		

NOTE 1: Applicable for UE operating in TDD mode with PI/2 BPSK modulation and UE indicates support for UE capability *powerBoosting-pi2BPSK* and if the IE *powerBoostPi2BPSK* is set to 1 and 40 % or less slots in radio frame are used for UL transmission for bands n40, n41, n77, n78 and n79. The reference power of 0dB MPR is 26dBm.

NOTE 2: Applicable for UE operating in FDD mode, or in TDD mode in bands other than n40, n41, n77, n78 and n79 and if the IE *powerBoostPi2BPSK* is set to 0 and if more than 40% of slots in radio frame are used for UL transmission for bands n40, n41, n77, n78 and n79.

The allowed A-MPR values specified below in Table 6.2.3.3.1-1 of 3GPP TS138.521-1 are in addition to the allowed MPR requirements. All the measurements below were performed with A-MPR disabled, by using Network Signaling Value of “NS_01”

Table 6.2.3.3.1-1: Additional maximum power reduction (A-MPR)

Network Signalling label	Requirements (subclause)	NR Band	Channel bandwidth (MHz)	Resources Blocks (N_{RB})	A-MPR (dB)
NS_01		Table 5.2-1	5, 10, 15, 20, 25, 30, 40, 50, 60, 80, 90, 100	Table 5.3.2-1	N/A

This report shall not be reproduced without the written approval of UL Verification Services Inc.

Uplink RB allocations were used to Table 6.1-1 of the 3GPP TS 138.521-1.

Channel Bandwidth	SCS(kHz)	OFDM	RB allocation							
			Edge_Full_Left	Edge_Full_Right	Edge_1RB_Left	Edge_1RB_Right	Outer_Full	Inner_Full	Inner_1RB_Left	Inner_1RB_Right
5MHz	15	DFT-s	2@0	2@23	1@0	1@24	25@0	12@6	1@1	1@23
		CP	2@0	2@23	1@0	1@24	25@0	13@6	1@1	1@23
	30	DFT-s	2@0	2@9	1@0	1@10	10@0	5@2[1]	1@1	1@9
		CP	2@0	2@9	1@0	1@10	11@0	5@2[1]	1@1	1@9
	60	DFT-s	N/A	N/A	N/A	N/A	N/A	N/A	N/A	N/A
		CP	N/A	N/A	N/A	N/A	N/A	N/A	N/A	N/A
10MHz	15	DFT-s	2@0	2@50	1@0	1@51	50@0	25@12	1@1	1@50
		CP	2@0	2@50	1@0	1@51	52@0	26@13	1@1	1@50
	30	DFT-s	2@0	2@22	1@0	1@23	24@0	12@6	1@1	1@22
		CP	2@0	2@22	1@0	1@23	24@0	12@6	1@1	1@22
	60	DFT-s	2@0	2@9	1@0	1@10	10@0	5@2[1]	1@1	1@9
		CP	2@0	2@9	1@0	1@10	11@0	5@2[1]	1@1	1@9
15MHz	15	DFT-s	2@0	2@77	1@0	1@78	75@0	36@18	1@1	1@77
		CP	2@0	2@77	1@0	1@78	79@0	39@19[1]	1@1	1@77
	30	DFT-s	2@0	2@36	1@0	1@37	36@0	18@9	1@1	1@36
		CP	2@0	2@36	1@0	1@37	38@0	19@9	1@1	1@36
	60	DFT-s	2@0	2@16	1@0	1@17	18@0	9@4	1@1	1@16
		CP	2@0	2@16	1@0	1@17	18@0	9@4	1@1	1@16
20MHz	15	DFT-s	2@0	2@104	1@0	1@105	100@0	50@25	1@1	1@104
		CP	2@0	2@104	1@0	1@105	106@0	53@26	1@1	1@104
	30	DFT-s	2@0	2@49	1@0	1@50	50@0	25@12	1@1	1@49
		CP	2@0	2@49	1@0	1@50	51@0	25@12[1]	1@1	1@49
	60	DFT-s	2@0	2@22	1@0	1@23	24@0	12@6	1@1	1@22
		CP	2@0	2@22	1@0	1@23	24@0	12@6	1@1	1@22
25MHz	15	DFT-s	2@0	2@131	1@0	1@132	128@0	64@32	1@1	1@131
		CP	2@0	2@131	1@0	1@132	133@0	67@33	1@1	1@131
	30	DFT-s	2@0	2@63	1@0	1@64	64@0	32@16	1@1	1@63
		CP	2@0	2@63	1@0	1@64	65@0	33@16	1@1	1@63
	60	DFT-s	2@0	2@29	1@0	1@30	30@0	15@7[1]	1@1	1@29
		CP	2@0	2@29	1@0	1@30	31@0	15@7[1]	1@1	1@29
30MHz	15	DFT-s	2@0	2@158	1@0	1@159	160@0	80@40	1@1	1@158
		CP	2@0	2@158	1@0	1@159	160@0	80@40	1@1	1@158
	30	DFT-s	2@0	2@76	1@0	1@77	75@0	36@18	1@1	1@76
		CP	2@0	2@76	1@0	1@77	78@0	39@19	1@1	1@76
	60	DFT-s	2@0	2@36	1@0	1@37	36@0	18@9	1@1	1@36
		CP	2@0	2@36	1@0	1@37	38@0	19@9	1@1	1@36
40MHz	15	DFT-s	2@0	2@214	1@0	1@215	216@0	108@54	1@1	1@214
		CP	2@0	2@214	1@0	1@215	216@0	108@54	1@1	1@214
	30	DFT-s	2@0	2@104	1@0	1@105	100@0	50@25	1@1	1@104
		CP	2@0	2@104	1@0	1@105	106@0	53@26	1@1	1@104
	60	DFT-s	2@0	2@49	1@0	1@50	50@0	25@12	1@1	1@49
		CP	2@0	2@49	1@0	1@50	51@0	25@12[1]	1@1	1@49
50MHz	15	DFT-s	2@0	2@268	1@0	1@269	270@0	135@67	1@1	1@268
		CP	2@0	2@268	1@0	1@269	270@0	135@67	1@1	1@268
	30	DFT-s	2@0	2@131	1@0	1@132	128@0	64@32	1@1	1@131
		CP	2@0	2@131	1@0	1@132	133@0	67@33	1@1	1@131
	60	DFT-s	2@0	2@63	1@0	1@64	64@0	32@16	1@1	1@63
		CP	2@0	2@63	1@0	1@64	65@0	33@16	1@1	1@63
60MHz	15	DFT-s	N/A	N/A	N/A	N/A	N/A	N/A	N/A	N/A
		CP	N/A	N/A	N/A	N/A	N/A	N/A	N/A	N/A
	30	DFT-s	2@0	2@160	1@0	1@161	162@0	81@40	1@1	1@160
		CP	2@0	2@160	1@0	1@161	162@0	81@40	1@1	1@160
	60	DFT-s	2@0	2@77	1@0	1@78	75@0	36@18	1@1	1@77
		CP	2@0	2@77	1@0	1@78	79@0	39@19[1]	1@1	1@77
80MHz	15	DFT-s	N/A	N/A	N/A	N/A	N/A	N/A	N/A	N/A
		CP	N/A	N/A	N/A	N/A	N/A	N/A	N/A	N/A
	30	DFT-s	2@0	2@215	1@0	1@216	216@0	108@54	1@1	1@215
		CP	2@0	2@215	1@0	1@216	217@0	109@54	1@1	1@215
	60	DFT-s	2@0	2@105	1@0	1@106	100@0	50@25	1@1	1@105
		CP	2@0	2@105	1@0	1@106	107@0	53@26[1]	1@1	1@105
90MHz	15	DFT-s	N/A	N/A	N/A	N/A	N/A	N/A	N/A	N/A
		CP	N/A	N/A	N/A	N/A	N/A	N/A	N/A	N/A
	30	DFT-s	2@0	2@243	1@0	1@244	240@0	120@60	1@1	1@243
		CP	2@0	2@243	1@0	1@244	245@0	123@61	1@1	1@243
	60	DFT-s	2@0	2@119	1@0	1@120	120@0	60@30	1@1	1@119
		CP	2@0	2@119	1@0	1@120	121@0	61@30	1@1	1@119
100MHz	15	DFT-s	N/A	N/A	N/A	N/A	N/A	N/A	N/A	N/A
		CP	N/A	N/A	N/A	N/A	N/A	N/A	N/A	N/A
	30	DFT-s	2@0	2@271	1@0	1@272	270@0	135@67	1@1	1@271
		CP	2@0	2@271	1@0	1@272	273@0	137@68	1@1	1@271
	60	DFT-s	2@0	2@133	1@0	1@134	135@0	64@32	1@1	1@133
		CP	2@0	2@133	1@0	1@134	135@0	67@33[1]	1@1	1@133

Note 1: The allocated RB number L_{CRB} is ceil(N_{RB}/2) -1 in order to meet Inner RB allocation definition ($RB_{Start,Low} \leq RB_{Start} \leq RB_{Start,High}$) described in subclause 6.2.2 of TS 38.101-1 [2].

This report shall not be reproduced without the written approval of UL Verification Services Inc.

Output Power for 5G NR (FR1)

According to April 2015 TCB workshop, SAR test exclusion can be applied for testing overlapping 5G NR(FR1) bands as follows:

c) The maximum output power, including tolerance, for the smaller band must be ≤ the larger band to qualify for the SAR test exclusion.

d) The channel bandwidth and other operating parameters for the smaller band must be fully supported by the larger band.

- NR Band n2 (1850-1910 MHz) is covered by NR Band n25 (1850-1915 MHz)

Maximum bandwidth does not support at least three non-overlapping channels in certain channel bandwidths. When a device supports overlapping channel assignment in a channel bandwidth configuration, the middle channel of the group of overlapping channels should be selected for testing per KDB 941225 D05 SAR for LTE Devices.

SAR measurement is not required for the Pi/2 BPSK, 16QAM, 64QAM and 256QAM. When the highest maximum output power for Pi/2 BPSK, 16QAM, 64QAM and 256QAM is ≤ ½ dB higher than the QPSK or when the reported SAR for the QPSK configuration is ≤ 1.45 W/kg.

Please refer to section 6.5. for 5G NR(FR1) detail test channels.

RF Air interface	Mode	Maximum Output Power (Tune-up Limit) (dBm)								Tolerance	Target Output Power (dBm)							
		ANT1		ANT2		ANT3		ANT4			ANT1		ANT2		ANT3		ANT4	
		Mode A	Mode B	Mode A	Mode B	Mode A	Mode B	Mode A	Mode B	+ / -	Mode A	Mode B	Mode A	Mode B	Mode A	Mode B	Mode A	Mode B
NR n2	QPSK	25.0	20.2	19.9	20.0	22.8	19.2	18.7	19.5	0.7 / -1.0	25.7	20.9	20.6	20.7	23.5	19.9	19.4	20.2
NR n5	QPSK	25.0	23.5	22.3	23.8					0.7 / -1.0	25.7	24.2	23.0	24.5				
NR n7	QPSK	25.0	19.3	18.2	19.5	23.1	18.5	17.1	16.9	0.7 / -1.0	25.7	20.0	18.9	20.2	23.8	19.2	17.8	17.6
NR n12	QPSK	25.0	24.2	22.8	24.0					0.7 / -1.0	25.7	24.9	23.5	24.7				
NR n14	QPSK	25.0	23.4	22.1	24.0					0.7 / -1.0	25.7	24.1	22.8	24.7				
NR n25	QPSK	25.0	20.2	19.9	20.0	22.8	19.2	18.7	19.5	0.7 / -1.0	25.7	20.9	20.6	20.7	23.5	19.9	19.4	20.2
NR n26	QPSK	25.0	23.5	22.3	23.8					0.7 / -1.0	25.7	24.2	23.0	24.5				
NR n30	QPSK	24.5	19.3	16.3	17.9	22.9	19.2	19.6	19.2	0.7 / -1.0	25.2	20.0	17.0	18.6	23.6	19.9	20.3	19.9
NR n41 (PC3)	QPSK	25.0	19.3	18.3	18.7	22.9	18.3	16.8	17.0	0.7 / -1.0	25.7	20.0	19.0	19.4	23.6	19.0	17.5	17.7
NR n41 (PC2)	QPSK	25.0	19.3	18.3	18.7	22.9	18.3	16.8	17.0	0.7 / -1.0	25.7	20.0	19.0	19.4	23.6	19.0	17.5	17.7
NR n53	QPSK	20.0	18.5	18.0	18.0					0.7 / -1.0	20.7	19.2	18.7	18.7				
NR n66	QPSK	24.5	18.4	21.9	22.3	23.9	20.6	19.1	19.4	0.7 / -1.0	25.2	19.1	22.6	23.0	24.6	21.3	19.8	20.1
NR n70	QPSK	24.5	18.4	21.9	22.3	23.9	20.6	19.1	19.4	0.7 / -1.0	25.2	19.1	22.6	23.0	24.6	21.3	19.8	20.1
NR n71	QPSK	25.0	25.0	22.0	24.0					0.7 / -1.0	25.7	25.7	22.7	24.7				
RF Air interface	Mode	Maximum Output Power (Tune-up Limit) (dBm)								Tolerance	Target Output Power (dBm)							
		ANT7		ANT8		ANT9		ANT4			ANT7		ANT8		ANT9		ANT4	
		Mode A	Mode B	Mode A	Mode B	Mode A	Mode B	Mode A	Mode B	+ / -	Mode A	Mode B	Mode A	Mode B	Mode A	Mode B	Mode A	Mode B
NR n77 (PC3)	QPSK	24.7	18.5	18.8	18.6	24.3	18.9	18.5	18.1	1.0 / -1.0	25.7	19.5	19.8	19.6	25.3	19.9	19.5	19.1
NR n77 (PC2)	QPSK	24.9	18.5	18.8	18.6	24.3	18.9	18.5	18.1	1.0 / -1.0	25.9	19.5	19.8	19.6	25.3	19.9	19.5	19.1

This report shall not be reproduced without the written approval of UL Verification Services Inc.

NR Band 5 Measured Results (ANT1)

BW (MHz)	OFDM Modulation Scheme	SCS (kHz)	Mode	RB Allocation	RB offset	Power Mode A (dBm)					Power Mode B (dBm)				
							167300		MPR	Tune-up Limit		167300		MPR	Tune-up Limit
							836.5 MHz					836.5 MHz			
20	DFT-s	15	π/2 BPSK	1	1		25.0		0	25.7		23.6		0	24.2
				1	52		25.1		0	25.7		23.6		0	24.2
				1	104		24.9		0	25.7		23.4		0	24.2
				50	25		25.1		0	25.7		23.5		0	24.2
			QPSK	1	1		25.0		0	25.7		23.5		0	24.2
				1	52		25.0		0	25.7		23.5		0	24.2
				1	104		25.0		0	25.7		23.4		0	24.2
				50	25		25.0		0	25.7		23.4		0	24.2

BW (MHz)	OFDM Modulation Scheme	SCS (kHz)	Mode	RB Allocation	RB offset	Power Mode A (dBm)					Power Mode B (dBm)				
							167300		MPR	Tune-up Limit		167300		MPR	Tune-up Limit
							836.5 MHz					836.5 MHz			
15	DFT-s	15	π/2 BPSK	1	1		24.9		0	25.7		23.4		0	24.2
				1	39		24.9		0	25.7		23.4		0	24.2
				1	77		24.9		0	25.7		23.4		0	24.2
				36	18		24.9		0	25.7		23.3		0	24.2
			QPSK	1	1		24.8		0	25.7		23.4		0	24.2
				1	39		24.8		0	25.7		23.4		0	24.2
				1	77		25.0		0	25.7		23.4		0	24.2
				36	18		24.9		0	25.7		23.5		0	24.2

BW (MHz)	OFDM Modulation Scheme	SCS (kHz)	Mode	RB Allocation	RB offset	Power Mode A (dBm)					Power Mode B (dBm)				
							167300		MPR	Tune-up Limit		167300		MPR	Tune-up Limit
							836.5 MHz					836.5 MHz			
10	DFT-s	15	π/2 BPSK	1	1		24.9		0	25.7		23.4		0	24.2
				1	25		24.9		0	25.7		23.3		0	24.2
				1	50		24.9		0	25.7		23.3		0	24.2
				25	12		24.9		0	25.7		23.5		0	24.2
			QPSK	1	1		24.9		0	25.7		23.4		0	24.2
				1	25		25.0		0	25.7		23.3		0	24.2
				1	50		24.8		0	25.7		23.3		0	24.2
				25	12		25.0		0	25.7		23.3		0	24.2

BW (MHz)	OFDM Modulation Scheme	SCS (kHz)	Mode	RB Allocation	RB offset	Power Mode A (dBm)					Power Mode B (dBm)				
						165300	167300	169300	MPR	Tune-up Limit	165300	167300	169300	MPR	Tune-up Limit
						826.5 MHz	836.5 MHz	846.5 MHz			826.5 MHz	836.5 MHz	846.5 MHz		
5	DFT-s	15	π/2 BPSK	1	1	25.0	25.0	24.8	0	25.7	23.4	23.5	23.5	0	24.2
				1	12	24.8	24.9	24.9	0	25.7	23.4	23.4	23.5	0	24.2
				1	23	24.9	25.0	24.9	0	25.7	23.3	23.5	23.5	0	24.2
				12	6	25.0	24.9	24.9	0	25.7	23.5	23.4	23.5	0	24.2
			QPSK	1	1	25.0	24.9	24.9	0	25.7	23.6	23.4	23.5	0	24.2
				1	12	25.0	24.9	24.8	0	25.7	23.5	23.4	23.4	0	24.2
				1	23	24.9	24.9	25.0	0	25.7	23.4	23.3	23.3	0	24.2
				12	6	24.8	24.9	24.9	0	25.7	23.6	23.3	23.5	0	24.2

This report shall not be reproduced without the written approval of UL Verification Services Inc.

NR Band 5 Measured Results (ANT2)

BW (MHz)	OFDM Modulation Scheme	SCS (kHz)	Mode	RB Allocation	RB offset	Power Mode A (dBm)					Power Mode B (dBm)				
							167300		MPR	Tune-up Limit		167300		MPR	Tune-up Limit
							836.5 MHz					836.5 MHz			
20	DFT-s	15	π/2 BPSK	1	1		22.3		0	23		23.9		0	24.5
				1	52		22.3		0	23		23.9		0	24.5
				1	104		22.2		0	23		23.7		0	24.5
				50	25		22.3		0	23		23.8		0	24.5
			QPSK	1	1		22.3		0	23		23.9		0	24.5
				1	52		22.3		0	23		23.8		0	24.5
				1	104		22.2		0	23		23.7		0	24.5
				50	25		22.2		0	23		23.7		0	24.5

BW (MHz)	OFDM Modulation Scheme	SCS (kHz)	Mode	RB Allocation	RB offset	Power Mode A (dBm)					Power Mode B (dBm)				
							167300		MPR	Tune-up Limit		167300		MPR	Tune-up Limit
							836.5 MHz					836.5 MHz			
15	DFT-s	15	π/2 BPSK	1	1		22.2		0	23		23.8		0	24.5
				1	39		22.3		0	23		23.8		0	24.5
				1	77		22.3		0	23		23.6		0	24.5
				36	18		22.3		0	23		23.7		0	24.5
			QPSK	1	1		22.2		0	23		23.6		0	24.5
				1	39		22.2		0	23		23.7		0	24.5
				1	77		22.2		0	23		23.6		0	24.5
				36	18		22.3		0	23		23.7		0	24.5

BW (MHz)	OFDM Modulation Scheme	SCS (kHz)	Mode	RB Allocation	RB offset	Power Mode A (dBm)					Power Mode B (dBm)				
							167300		MPR	Tune-up Limit		167300		MPR	Tune-up Limit
							836.5 MHz					836.5 MHz			
10	DFT-s	15	π/2 BPSK	1	1		22.3		0	23		23.8		0	24.5
				1	25		22.1		0	23		23.9		0	24.5
				1	50		22.2		0	23		23.8		0	24.5
				25	12		22.2		0	23		23.8		0	24.5
			QPSK	1	1		22.3		0	23		23.7		0	24.5
				1	25		22.3		0	23		23.8		0	24.5
				1	50		22.1		0	23		23.8		0	24.5
				25	12		22.1		0	23		23.6		0	24.5

BW (MHz)	OFDM Modulation Scheme	SCS (kHz)	Mode	RB Allocation	RB offset	Power Mode A (dBm)					Power Mode B (dBm)				
						165300	167300	169300	MPR	Tune-up Limit	165300	167300	169300	MPR	Tune-up Limit
						826.5 MHz	836.5 MHz	846.5 MHz			826.5 MHz	836.5 MHz	846.5 MHz		
5	DFT-s	15	π/2 BPSK	1	1	22.3	22.2	22.2	0	23	23.7	23.8	23.8	0	24.5
				1	12	22.2	22.2	22.1	0	23	23.8	23.8	23.9	0	24.5
				1	23	22.3	22.2	22.3	0	23	23.8	23.8	23.8	0	24.5
				12	6	22.3	22.3	22.1	0	23	23.8	23.8	23.7	0	24.5
			QPSK	1	1	22.2	22.1	22.1	0	23	23.8	23.7	23.8	0	24.5
				1	12	22.2	22.3	22.1	0	23	23.8	23.9	23.8	0	24.5
				1	23	22.1	22.2	22.2	0	23	23.7	23.6	23.7	0	24.5
				12	6	22.2	22.1	22.2	0	23	23.6	23.7	23.6	0	24.5

This report shall not be reproduced without the written approval of UL Verification Services Inc.

NR Band 7 Measured Results (ANT1)

BW (MHz)	OFDM Modulation Scheme	Mode	Mode	RB Allocation	RB offset	Power Mode A (dBm)					Power Mode B (dBm)				
							507000		MPR	Tune-up Limit		507000		MPR	Tune-up Limit
							2535 MHz					2535 MHz			
40	DFT-s	15	π/2 BPSK	1	1		25.1		0	25.7		19.3		0	20
				1	107		25.3		0	25.7		19.5		0	20
				1	214		25.3		0	25.7		19.4		0	20
				108	54		25.2		0	25.7		19.5		0	20
			QPSK	1	1		25.0		0	25.7		19.5		0	20
				1	107		25.1		0	25.7		19.4		0	20
				1	214		25.3		0	25.7		19.3		0	20
				108	54		25.0		0	25.7		19.4		0	20

BW (MHz)	OFDM Modulation Scheme	SCS (kHz)	Mode	RB Allocation	RB offset	Power Mode A (dBm)					Power Mode B (dBm)				
							507000		MPR	Tune-up Limit		507000		MPR	Tune-up Limit
							2535 MHz					2535 MHz			
30	DFT-s	15	π/2 BPSK	1	1		25.1		0	25.7		19.3		0	20
				1	79		25.1		0	25.7		19.5		0	20
				1	158		25.0		0	25.7		19.4		0	20
				80	40		25.0		0	25.7		19.4		0	20
			QPSK	1	1		25.0		0	25.7		19.4		0	20
				1	79		25.1		0	25.7		19.5		0	20
				1	158		25.0		0	25.7		19.4		0	20
				80	40		24.8		0	25.7		19.4		0	20

BW (MHz)	OFDM Modulation Scheme	SCS (kHz)	Mode	RB Allocation	RB offset	Power Mode A (dBm)					Power Mode B (dBm)				
							507000		MPR	Tune-up Limit		507000		MPR	Tune-up Limit
							2535 MHz					2535 MHz			
25	DFT-s	15	π/2 BPSK	1	1		25.1		0	25.7		19.4		0	20
				1	66		25.1		0	25.7		19.4		0	20
				1	131		25.1		0	25.7		19.5		0	20
				64	32		25.0		0	25.7		19.4		0	20
			QPSK	1	1		25.2		0	25.7		19.4		0	20
				1	66		25.1		0	25.7		19.3		0	20
				1	131		25.1		0	25.7		19.5		0	20
				64	32		24.9		0	25.7		19.4		0	20

BW (MHz)	OFDM Modulation Scheme	SCS (kHz)	Mode	RB Allocation	RB offset	Power Mode A (dBm)					Power Mode B (dBm)				
						502000	507000	512000	MPR	Tune-up Limit	502000	507000	512000	MPR	Tune-up Limit
						2510 MHz	2535 MHz	2560 MHz			2510 MHz	2535 MHz	2560 MHz		
20	DFT-s	15	π/2 BPSK	1	1	25.2	25.1	24.8	0	25.7	19.3	19.4	19.4	0	20
				1	52	25.1	25.2	25.1	0	25.7	19.3	19.5	19.4	0	20
				1	104	25.0	25.1	25.0	0	25.7	19.3	19.4	19.4	0	20
				50	25	25.1	24.9	25.1	0	25.7	19.2	19.3	19.3	0	20
			QPSK	1	1	25.2	25.1	25.0	0	25.7	19.3	19.3	19.4	0	20
				1	52	25.1	25.0	25.0	0	25.7	19.4	19.5	19.5	0	20
				1	104	25.0	25.0	25.2	0	25.7	19.4	19.4	19.4	0	20
				50	25	25.1	24.9	25.0	0	25.7	19.3	19.3	19.4	0	20

BW (MHz)	OFDM Modulation Scheme	SCS (kHz)	Mode	RB Allocation	RB offset	Power Mode A (dBm)					Power Mode B (dBm)				
						501500	507000	512500	MPR	Tune-up Limit	501500	507000	512500	MPR	Tune-up Limit
						2507.5 MHz	2535 MHz	2562.5 MHz			2507.5 MHz	2535 MHz	2562.5 MHz		
15	DFT-s	15	π/2 BPSK	1	1	25.2	25.1	25.0	0	25.7	19.2	19.2	19.5	0	20
				1	39	25.1	25.1	25.1	0	25.7	19.2	19.2	19.5	0	20
				1	77	25.1	25.0	25.3	0	25.7	19.3	19.4	19.4	0	20
				36	18	25.0	25.1	24.9	0	25.7	19.2	19.2	19.3	0	20
			QPSK	1	1	25.2	25.0	25.1	0	25.7	19.3	19.3	19.4	0	20
				1	39	25.1	25.0	25.0	0	25.7	19.4	19.3	19.4	0	20
				1	77	25.0	24.9	25.0	0	25.7	19.3	19.4	19.4	0	20
				36	18	25.0	25.1	24.9	0	25.7	19.3	19.3	19.4	0	20

BW (MHz)	OFDM Modulation Scheme	SCS (kHz)	Mode	RB Allocation	RB offset	Power Mode A (dBm)					Power Mode B (dBm)				
						501000	507000	513000	MPR	Tune-up Limit	501000	507000	513000	MPR	Tune-up Limit
						2505 MHz	2535 MHz	2565 MHz			2505 MHz	2535 MHz	2565 MHz		
10	DFT-s	15	π/2 BPSK	1	1	25.1	24.9	24.8	0	25.7	19.2	19.2	19.1	0	20
				1	25	25.0	25.0	24.8	0	25.7	19.2	19.2	19.1	0	20
				1	50	25.0	25.0	24.9	0	25.7	19.2	19.2	19.2	0	20
				25	12	25.1	24.8	24.8	0	25.7	19.2	19.2	19.1	0	20
			QPSK	1	1	25.1	24.9	24.8	0	25.7	19.2	19.3	19.1	0	20
				1	25	25.0	24.8	24.8	0	25.7	19.2	19.2	19.1	0	20
				1	50	25.0	24.9	24.8	0	25.7	19.3	19.3	19.1	0	20
				25	12	24.9	24.9	24.8	0	25.7	19.2	19.2	19.1	0	20

BW (MHz)	OFDM Modulation Scheme	SCS (kHz)	Mode	RB Allocation	RB offset	Power Mode A (dBm)					Power Mode B (dBm)				
						500500	507000	513500	MPR	Tune-up Limit	500500	507000	513500	MPR	Tune-up Limit
						2502.5 MHz	2535 MHz	2567.5 MHz			2502.5 MHz	2535 MHz	2567.5 MHz		
5	DFT-s	15	π/2 BPSK	1	1	25.0	23.9	24.8	0	25.7	19.2	19.2	19.2	0	20
				1	12	25.1	24.9	24.8	0	25.7	19.2	19.2	19.2	0	20
				1	23	25.0	25.0	24.9	0	25.7	19.2	19.2	19.1	0	20
				12	6	25.1	24.8	24.7	0	25.7	19.2	19.2	19.1	0	20
			QPSK	1	1	25.1	24.9	24.9	0	25.7	19.2	19.2	19.1	0	20
				1	12	25.1	25.0	24.8	0	25.7	19.2	19.1	19.1	0	20
				1	23	25.1	24.8	24.7	0	25.7	19.3	19.2	19.1	0	20
				12	6	25.1	24.9	25.0	0	25.7	19.2	19.2	19.1	0	20

This report shall not be reproduced without the written approval of UL Verification Services Inc.

NR Band 7 Measured Results (ANT2)

BW (MHz)	OFDM Modulation Scheme	Mode	Mode	RB Allocation	RB offset	Power Mode A (dBm)			MPR	Tune-up Limit	Power Mode B (dBm)			MPR	Tune-up Limit
							507000					507000			
							2535 MHz					2535 MHz			
40	DFT-s	15	π/2 BPSK	1	1		18.1		0	18.9		19.4		0	20.2
				1	107		18.1		0	18.9		19.4		0	20.2
				1	214		18.1		0	18.9		19.3		0	20.2
				108	54		18.1		0	18.9		19.5		0	20.2
			QPSK	1	1		18.1		0	18.9		19.4		0	20.2
				1	107		18.1		0	18.9		19.4		0	20.2
				1	214		18.1		0	18.9		19.3		0	20.2
				108	54		18.0		0	18.9		19.3		0	20.2

BW (MHz)	OFDM Modulation Scheme	SCS (kHz)	Mode	RB Allocation	RB offset	Power Mode A (dBm)			MPR	Tune-up Limit	Power Mode B (dBm)			MPR	Tune-up Limit
							507000					507000			
							2535 MHz					2535 MHz			
30	DFT-s	15	π/2 BPSK	1	1		18.0		0	18.9		19.3		0	20.2
				1	79		17.9		0	18.9		19.4		0	20.2
				1	158		18.0		0	18.9		19.4		0	20.2
				80	40		17.9		0	18.9		19.4		0	20.2
			QPSK	1	1		17.9		0	18.9		19.3		0	20.2
				1	79		18.0		0	18.9		19.4		0	20.2
				1	158		18.0		0	18.9		19.3		0	20.2
				80	40		17.9		0	18.9		19.2		0	20.2

BW (MHz)	OFDM Modulation Scheme	SCS (kHz)	Mode	RB Allocation	RB offset	Power Mode A (dBm)			MPR	Tune-up Limit	Power Mode B (dBm)			MPR	Tune-up Limit
							507000					507000			
							2535 MHz					2535 MHz			
25	DFT-s	15	π/2 BPSK	1	1		17.8		0	18.9		19.2		0	20.2
				1	66		18.1		0	18.9		19.2		0	20.2
				1	131		18.0		0	18.9		19.2		0	20.2
				64	32		17.9		0	18.9		19.2		0	20.2
			QPSK	1	1		18.1		0	18.9		19.3		0	20.2
				1	66		18.0		0	18.9		19.4		0	20.2
				1	131		17.8		0	18.9		19.3		0	20.2
				64	32		18.1		0	18.9		19.3		0	20.2

BW (MHz)	OFDM Modulation Scheme	SCS (kHz)	Mode	RB Allocation	RB offset	Power Mode A (dBm)			MPR	Tune-up Limit	Power Mode B (dBm)			MPR	Tune-up Limit
						502000	507000	512000			502000	507000	512000		
						2510 MHz	2535 MHz	2560 MHz			2510 MHz	2535 MHz	2560 MHz		
20	DFT-s	15	π/2 BPSK	1	1	18.0	17.9	18.1	0	18.9	19.4	19.4	19.2	0	20.2
				1	52	18.0	18.1	17.9	0	18.9	19.3	19.2	19.3	0	20.2
				1	104	18.0	18.0	18.0	0	18.9	19.2	19.4	19.2	0	20.2
				50	25	18.0	17.8	18.0	0	18.9	19.2	19.4	19.2	0	20.2
			QPSK	1	1	17.8	18.0	17.9	0	18.9	19.3	19.4	19.3	0	20.2
				1	52	17.9	18.0	17.8	0	18.9	19.4	19.4	19.4	0	20.2
				1	104	17.9	18.0	18.0	0	18.9	19.2	19.4	19.2	0	20.2
				50	25	18.1	18.1	18.0	0	18.9	19.3	19.2	19.3	0	20.2

BW (MHz)	OFDM Modulation Scheme	SCS (kHz)	Mode	RB Allocation	RB offset	Power Mode A (dBm)			MPR	Tune-up Limit	Power Mode B (dBm)			MPR	Tune-up Limit
						501500	507000	512500			501500	507000	512500		
						2507.5 MHz	2535 MHz	2562.5 MHz			2507.5 MHz	2535 MHz	2562.5 MHz		
15	DFT-s	15	π/2 BPSK	1	1	17.9	18.0	18.0	0	18.9	19.3	19.3	19.4	0	20.2
				1	39	17.8	18.0	17.9	0	18.9	19.3	19.4	19.3	0	20.2
				1	77	18.0	18.0	18.0	0	18.9	19.4	19.3	19.2	0	20.2
				36	18	18.1	17.8	17.9	0	18.9	19.3	19.2	19.4	0	20.2
			QPSK	1	1	17.9	17.8	17.8	0	18.9	19.2	19.3	19.3	0	20.2
				1	39	17.8	17.9	17.8	0	18.9	19.4	19.4	19.3	0	20.2
				1	77	18.1	18.1	17.8	0	18.9	19.4	19.3	19.3	0	20.2
				36	18	17.8	17.9	17.9	0	18.9	19.4	19.3	19.3	0	20.2

BW (MHz)	OFDM Modulation Scheme	SCS (kHz)	Mode	RB Allocation	RB offset	Power Mode A (dBm)			MPR	Tune-up Limit	Power Mode B (dBm)			MPR	Tune-up Limit
						501000	507000	513000			501000	507000	513000		
						2505 MHz	2535 MHz	2565 MHz			2505 MHz	2535 MHz	2565 MHz		
10	DFT-s	15	π/2 BPSK	1	1	17.9	18.1	18.1	0	18.9	19.3	19.3	19.2	0	20.2
				1	25	18.1	17.9	18.0	0	18.9	19.2	19.4	19.3	0	20.2
				1	50	18.0	17.8	18.0	0	18.9	19.4	19.4	19.3	0	20.2
				25	12	18.1	18.0	18.0	0	18.9	19.4	19.3	19.2	0	20.2
			QPSK	1	1	18.0	18.0	18.1	0	18.9	19.4	19.3	19.4	0	20.2
				1	25	17.9	18.0	18.0	0	18.9	19.3	19.3	19.4	0	20.2
				1	50	17.9	17.9	18.0	0	18.9	19.3	19.3	19.3	0	20.2
				25	12	18.1	18.0	18.0	0	18.9	19.2	19.3	19.3	0	20.2

BW (MHz)	OFDM Modulation Scheme	SCS (kHz)	Mode	RB Allocation	RB offset	Power Mode A (dBm)			MPR	Tune-up Limit	Power Mode B (dBm)			MPR	Tune-up Limit
						500500	507000	513500			500500	507000	513500		
						2502.5 MHz	2535 MHz	2567.5 MHz			2502.5 MHz	2535 MHz	2567.5 MHz		
5	DFT-s	15	π/2 BPSK	1	1	18.1	18.0	18.0	0	18.9	19.2	19.2	19.2	0	20.2
				1	12	17.9	18.0	17.8	0	18.9	19.3	19.2	19.3	0	20.2
				1	23	18.0	17.8	17.9	0	18.9	19.4	19.3	19.3	0	20.2
				12	6	18.0	17.9	17.8	0	18.9	19.3	19.4	19.3	0	20.2
			QPSK	1	1	17.8	17.9	18.0	0	18.9	19.4	19.3	19.3	0	20.2
				1	12	17.9	18.0	17.9	0	18.9	19.3	19.4	19.3	0	20.2
				1	23	17.9	18.0	18.0	0	18.9	19.4	19.3	19.3	0	20.2
				12	6	17.9	18.0	17.9	0	18.9	19.4	19.3	19.2	0	20.2

This report shall not be reproduced without the written approval of UL Verification Services Inc.

NR Band 7 Measured Results (ANT3)

BW (MHz)	OFDM Modulation Scheme	Mode	Mode	RB Allocation	RB offset	Power Mode A (dBm)					Power Mode B (dBm)				
						[redacted]	507000	[redacted]	MPR	Tune-up Limit	[redacted]	507000	[redacted]	MPR	Tune-up Limit
							2535 MHz					2535 MHz			
40	DFT-s	15	π/2 BPSK	1	1		23.5		0	23.8		18.6		0	19.2
				1	107		23.5		0	23.8		18.7		0	19.2
				1	214		23.4		0	23.8		18.6		0	19.2
				108	54		23.5		0	23.8		18.7		0	19.2
			QPSK	1	1		23.4		0	23.8		18.7		0	19.2
				1	107		23.5		0	23.8		18.4		0	19.2
				1	214		23.5		0	23.8		18.6		0	19.2
				108	54		23.3		0	23.8		18.3		0	19.2

BW (MHz)	OFDM Modulation Scheme	SCS (kHz)	Mode	RB Allocation	RB offset	Power Mode A (dBm)					Power Mode B (dBm)				
						[redacted]	507000	[redacted]	MPR	Tune-up Limit	[redacted]	507000	[redacted]	MPR	Tune-up Limit
							2535 MHz					2535 MHz			
30	DFT-s	15	π/2 BPSK	1	1		23.4		0	23.8		18.5		0	19.2
				1	79		23.4		0	23.8		18.6		0	19.2
				1	158		23.2		0	23.8		18.6		0	19.2
				80	40		23.3		0	23.8		18.6		0	19.2
			QPSK	1	1		23.4		0	23.8		18.6		0	19.2
				1	79		23.3		0	23.8		18.6		0	19.2
				1	158		23.3		0	23.8		18.4		0	19.2
				80	40		23.3		0	23.8		18.6		0	19.2

BW (MHz)	OFDM Modulation Scheme	SCS (kHz)	Mode	RB Allocation	RB offset	Power Mode A (dBm)					Power Mode B (dBm)				
						[redacted]	507000	[redacted]	MPR	Tune-up Limit	[redacted]	507000	[redacted]	MPR	Tune-up Limit
							2535 MHz					2535 MHz			
25	DFT-s	15	π/2 BPSK	1	1		23.2		0	23.8		18.3		0	19.2
				1	66		23.3		0	23.8		18.4		0	19.2
				1	131		23.5		0	23.8		18.7		0	19.2
				64	32		23.3		0	23.8		18.6		0	19.2
			QPSK	1	1		23.3		0	23.8		18.5		0	19.2
				1	66		23.3		0	23.8		18.4		0	19.2
				1	131		23.2		0	23.8		18.6		0	19.2
				64	32		23.3		0	23.8		18.5		0	19.2

BW (MHz)	OFDM Modulation Scheme	SCS (kHz)	Mode	RB Allocation	RB offset	Power Mode A (dBm)					Power Mode B (dBm)				
						502000	507000	512000	MPR	Tune-up Limit	502000	507000	512000	MPR	Tune-up Limit
						2510 MHz	2535 MHz	2560 MHz			2510 MHz	2535 MHz	2560 MHz		
20	DFT-s	15	π/2 BPSK	1	1	23.4	23.4	23.3	0	23.8	18.6	18.5	18.4	0	19.2
				1	52	23.3	23.4	23.4	0	23.8	18.4	18.5	18.3	0	19.2
				1	104	23.4	23.3	23.3	0	23.8	18.7	18.6	18.4	0	19.2
				50	25	23.3	23.4	23.2	0	23.8	18.7	18.7	18.5	0	19.2
			QPSK	1	1	23.3	23.5	23.2	0	23.8	18.5	18.3	18.6	0	19.2
				1	52	23.5	23.2	23.5	0	23.8	18.7	18.4	18.7	0	19.2
				1	104	23.3	23.2	23.3	0	23.8	18.6	18.7	18.4	0	19.2
				50	25	23.4	23.5	23.4	0	23.8	18.3	18.4	18.3	0	19.2

BW (MHz)	OFDM Modulation Scheme	SCS (kHz)	Mode	RB Allocation	RB offset	Power Mode A (dBm)					Power Mode B (dBm)				
						501500	507000	512500	MPR	Tune-up Limit	501500	507000	512500	MPR	Tune-up Limit
						2507.5 MHz	2535 MHz	2562.5 MHz			2507.5 MHz	2535 MHz	2562.5 MHz		
15	DFT-s	15	π/2 BPSK	1	1	23.4	23.3	23.4	0	23.8	18.7	18.5	18.6	0	19.2
				1	39	23.5	23.2	23.2	0	23.8	18.6	18.6	18.4	0	19.2
				1	77	23.2	23.4	23.3	0	23.8	18.4	18.6	18.4	0	19.2
				36	18	23.2	23.4	23.3	0	23.8	18.5	18.6	18.5	0	19.2
			QPSK	1	1	23.3	23.5	23.5	0	23.8	18.5	18.4	18.6	0	19.2
				1	39	23.2	23.3	23.3	0	23.8	18.4	18.5	18.5	0	19.2
				1	77	23.3	23.3	23.2	0	23.8	18.5	18.3	18.3	0	19.2
				36	18	23.3	23.3	23.3	0	23.8	18.3	18.6	18.3	0	19.2

BW (MHz)	OFDM Modulation Scheme	SCS (kHz)	Mode	RB Allocation	RB offset	Power Mode A (dBm)					Power Mode B (dBm)				
						501000	507000	513000	MPR	Tune-up Limit	501000	507000	513000	MPR	Tune-up Limit
						2505 MHz	2535 MHz	2565 MHz			2505 MHz	2535 MHz	2565 MHz		
10	DFT-s	15	π/2 BPSK	1	1	23.3	23.4	23.2	0	23.8	18.7	18.7	18.6	0	19.2
				1	25	23.4	23.4	23.3	0	23.8	18.7	18.3	18.5	0	19.2
				1	50	23.4	23.4	23.4	0	23.8	18.4	18.6	18.5	0	19.2
				25	12	23.3	23.2	23.5	0	23.8	18.4	18.7	18.6	0	19.2
			QPSK	1	1	23.3	23.4	23.3	0	23.8	18.4	18.5	18.7	0	19.2
				1	25	23.5	23.5	23.4	0	23.8	18.5	18.7	18.6	0	19.2
				1	50	23.5	23.3	23.4	0	23.8	18.4	18.3	18.6	0	19.2
				25	12	23.3	23.3	23.5	0	23.8	18.6	18.3	18.5	0	19.2

BW (MHz)	OFDM Modulation Scheme	SCS (kHz)	Mode	RB Allocation	RB offset	Power Mode A (dBm)					Power Mode B (dBm)				
						500500	507000	513500	MPR	Tune-up Limit	500500	507000	513500	MPR	Tune-up Limit
						2502.5 MHz	2535 MHz	2567.5 MHz			2502.5 MHz	2535 MHz	2567.5 MHz		
5	DFT-s	15	π/2 BPSK	1	1	23.3	23.4	23.2	0	23.8	18.5	18.4	18.4	0	19.2
				1	12	23.5	23.3	23.2	0	23.8	18.6	18.5	18.3	0	19.2
				1	23	23.3	23.4	23.5	0	23.8	18.5	18.6	18.4	0	19.2
				12	6	23.2	23.3	23.4	0	23.8	18.6	18.5	18.5	0	19.2
			QPSK	1	1	23.2	23.4	23.3	0	23.8	18.4	18.6	18.6	0	19.2
				1	12	23.3	23.4	23.5	0	23.8	18.4	18.3	18.4	0	19.2
				1	23	23.4	23.3	23.4	0	23.8	18.3	18.7	18.5	0	19.2
				12	6	23.4	23.4	23.4	0	23.8	18.4	18.4	18.5	0	19.2

This report shall not be reproduced without the written approval of UL Verification Services Inc.

NR Band 7 Measured Results (ANT4)

BW (MHz)	OFDM Modulation Scheme	Mode	Mode	RB Allocation	RB offset	Power Mode A (dBm)					Power Mode B (dBm)				
							507000		MPR	Tune-up Limit		507000		MPR	Tune-up Limit
							2535 MHz					2535 MHz			
40	DFT-s	15	π/2 BPSK	1	1		17.5		0	17.8		16.8		0	17.6
				1	107		17.5		0	17.8		17.1		0	17.6
				1	214		17.5		0	17.8		17.1		0	17.6
				108	54		17.5		0	17.8		17.1		0	17.6
			QPSK	1	1		17.5		0	17.8		16.8		0	17.6
				1	107		17.5		0	17.8		17.1		0	17.6
				1	214		17.5		0	17.8		16.9		0	17.6
				108	54		17.5		0	17.8		17.1		0	17.6

BW (MHz)	OFDM Modulation Scheme	SCS (kHz)	Mode	RB Allocation	RB offset	Power Mode A (dBm)					Power Mode B (dBm)				
							507000		MPR	Tune-up Limit		507000		MPR	Tune-up Limit
							2535 MHz					2535 MHz			
30	DFT-s	15	π/2 BPSK	1	1		17.5		0	17.8		16.9		0	17.6
				1	79		17.5		0	17.8		17.1		0	17.6
				1	158		17.5		0	17.8		17.0		0	17.6
				80	40		17.5		0	17.8		16.8		0	17.6
			QPSK	1	1		17.5		0	17.8		16.8		0	17.6
				1	79		17.5		0	17.8		17.0		0	17.6
				1	158		17.5		0	17.8		17.1		0	17.6
				80	40		17.5		0	17.8		17.0		0	17.6

BW (MHz)	OFDM Modulation Scheme	SCS (kHz)	Mode	RB Allocation	RB offset	Power Mode A (dBm)					Power Mode B (dBm)				
							507000		MPR	Tune-up Limit		507000		MPR	Tune-up Limit
							2535 MHz					2535 MHz			
25	DFT-s	15	π/2 BPSK	1	1		17.5		0	17.8		17.0		0	17.6
				1	66		17.5		0	17.8		16.9		0	17.6
				1	131		17.5		0	17.8		16.9		0	17.6
				64	32		17.5		0	17.8		16.9		0	17.6
			QPSK	1	1		17.5		0	17.8		16.9		0	17.6
				1	66		17.5		0	17.8		17.0		0	17.6
				1	131		17.5		0	17.8		16.9		0	17.6
				64	32		17.5		0	17.8		16.9		0	17.6

BW (MHz)	OFDM Modulation Scheme	SCS (kHz)	Mode	RB Allocation	RB offset	Power Mode A (dBm)					Power Mode B (dBm)				
						502000	507000	512000	MPR	Tune-up Limit	502000	507000	512000	MPR	Tune-up Limit
						2510 MHz	2535 MHz	2560 MHz			2510 MHz	2535 MHz	2560 MHz		
20	DFT-s	15	π/2 BPSK	1	1	17.5	17.5	17.5	0	17.8	16.9	17.1	16.8	0	17.6
				1	52	17.5	17.5	17.5	0	17.8	16.8	17.0	16.9	0	17.6
				1	104	17.5	17.5	17.5	0	17.8	16.9	17.1	16.9	0	17.6
				50	25	17.5	17.5	17.5	0	17.8	16.9	16.9	17.1	0	17.6
			QPSK	1	1	17.5	17.5	17.5	0	17.8	17.1	16.9	16.9	0	17.6
				1	52	17.5	17.5	17.5	0	17.8	17.0	16.9	16.9	0	17.6
				1	104	17.5	17.5	17.5	0	17.8	17.1	17.0	17.0	0	17.6
				50	25	17.5	17.5	17.5	0	17.8	17.0	17.1	16.9	0	17.6

BW (MHz)	OFDM Modulation Scheme	SCS (kHz)	Mode	RB Allocation	RB offset	Power Mode A (dBm)					Power Mode B (dBm)				
						501500	507000	512500	MPR	Tune-up Limit	501500	507000	512500	MPR	Tune-up Limit
						2507.5 MHz	2535 MHz	2562.5 MHz			2507.5 MHz	2535 MHz	2562.5 MHz		
15	DFT-s	15	π/2 BPSK	1	1	17.5	17.5	17.5	0	17.8	17.0	17.0	17.1	0	17.6
				1	39	17.5	17.5	17.5	0	17.8	16.9	16.9	16.9	0	17.6
				1	77	17.5	17.5	17.5	0	17.8	17.0	16.9	16.9	0	17.6
				36	18	17.5	17.5	17.5	0	17.8	16.9	17.0	16.9	0	17.6
			QPSK	1	1	17.5	17.5	17.5	0	17.8	16.9	16.9	16.9	0	17.6
				1	39	17.5	17.5	17.5	0	17.8	16.9	17.0	16.9	0	17.6
				1	77	17.5	17.5	17.5	0	17.8	17.0	16.8	17.0	0	17.6
				36	18	17.5	17.5	17.5	0	17.8	17.1	17.1	16.9	0	17.6

BW (MHz)	OFDM Modulation Scheme	SCS (kHz)	Mode	RB Allocation	RB offset	Power Mode A (dBm)					Power Mode B (dBm)				
						501000	507000	513000	MPR	Tune-up Limit	501000	507000	513000	MPR	Tune-up Limit
						2505 MHz	2535 MHz	2565 MHz			2505 MHz	2535 MHz	2565 MHz		
10	DFT-s	15	π/2 BPSK	1	1	17.5	17.5	17.5	0	17.8	17.1	17.1	17.0	0	17.6
				1	25	17.5	17.5	17.5	0	17.8	16.9	17.0	17.0	0	17.6
				1	50	17.5	17.5	17.5	0	17.8	17.0	16.8	16.9	0	17.6
				25	12	17.5	17.5	17.5	0	17.8	16.9	16.9	17.0	0	17.6
			QPSK	1	1	17.5	17.5	17.5	0	17.8	17.1	16.8	16.8	0	17.6
				1	25	17.5	17.5	17.5	0	17.8	17.0	16.9	17.0	0	17.6
				1	50	17.5	17.5	17.5	0	17.8	17.0	16.8	17.1	0	17.6
				25	12	17.5	17.5	17.5	0	17.8	17.1	16.9	17.1	0	17.6

BW (MHz)	OFDM Modulation Scheme	SCS (kHz)	Mode	RB Allocation	RB offset	Power Mode A (dBm)					Power Mode B (dBm)				
						500500	507000	513500	MPR	Tune-up Limit	500500	507000	513500	MPR	Tune-up Limit
						2502.5 MHz	2535 MHz	2567.5 MHz			2502.5 MHz	2535 MHz	2567.5 MHz		
5	DFT-s	15	π/2 BPSK	1	1	17.5	17.5	17.5	0	17.8	17.0	16.9	16.9	0	17.6
				1	12	17.5	17.5	17.5	0	17.8	16.9	16.9	17.1	0	17.6
				1	23	17.5	17.5	17.5	0	17.8	16.8	16.9	16.9	0	17.6
				12	6	17.5	17.5	17.5	0	17.8	17.0	17.1	17.0	0	17.6
			QPSK	1	1	17.5	17.5	17.5	0	17.8	17.0	16.9	17.0	0	17.6
				1	12	17.5	17.5	17.5	0	17.8	16.8	16.9	16.9	0	17.6
				1	23	17.5	17.5	17.5	0	17.8	17.0	17.0	16.9	0	17.6
				12	6	17.5	17.5	17.5	0	17.8	16.9	17.0	16.9	0	17.6

This report shall not be reproduced without the written approval of UL Verification Services Inc.

NR Band 12 Measured Results (ANT1)

BW (MHz)	OFDM Modulation Scheme	SCS (kHz)	Mode	RB Allocation	RB offset	Power Mode A (dBm)					Power Mode B (dBm)				
							141500		MPR	Tune-up Limit		141500		MPR	Tune-up Limit
							707.5 MHz					707.5 MHz			
15	DFT-s	15	π/2 BPSK	1	1		25.2		0	25.7		24.2		0	24.9
				1	39		25.2		0	25.7		24.2		0	24.9
				1	77		25.1		0	25.7		24.1		0	24.9
				36	18		25.1		0	25.7		24.2		0	24.9
			QPSK	1	1		25.2		0	25.7		24.1		0	24.9
				1	39		24.9		0	25.7		24.2		0	24.9
				1	77		25.1		0	25.7		24.1		0	24.9
				36	18		25.0		0	25.7		23.9		0	24.9

BW (MHz)	OFDM Modulation Scheme	SCS (kHz)	Mode	RB Allocation	RB offset	Power Mode A (dBm)					Power Mode B (dBm)				
							141500		MPR	Tune-up Limit		141500		MPR	Tune-up Limit
							707.5 MHz					707.5 MHz			
10	DFT-s	15	π/2 BPSK	1	1		25.1		0	25.7		24.2		0	24.9
				1	25		25.0		0	25.7		24.2		0	24.9
				1	50		25.2		0	25.7		24.2		0	24.9
				25	12		25.1		0	25.7		24.2		0	24.9
			QPSK	1	1		25.0		0	25.7		23.8		0	24.9
				1	25		25.0		0	25.7		23.9		0	24.9
				1	50		25.0		0	25.7		23.8		0	24.9
				25	12		25.1		0	25.7		23.9		0	24.9

BW (MHz)	OFDM Modulation Scheme	SCS (kHz)	Mode	RB Allocation	RB offset	Power Mode A (dBm)					Power Mode B (dBm)				
						140300	141500	142700	MPR	Tune-up Limit	140300	141500	142700	MPR	Tune-up Limit
						701.5 MHz	707.5 MHz	713.5 MHz			701.5 MHz	707.5 MHz	713.5 MHz		
5	DFT-s	15	π/2 BPSK	1	1	24.8	25.0	24.9	0	25.7	23.8	23.8	24.2	0	24.9
				1	12	25.2	24.9	24.9	0	25.7	24.0	23.9	24.2	0	24.9
				1	23	25.0	24.9	24.8	0	25.7	23.9	23.8	24.2	0	24.9
				12	6	25.0	25.1	24.8	0	25.7	23.9	23.8	24.2	0	24.9
			QPSK	1	1	25.2	24.8	24.9	0	25.7	24.0	23.9	24.2	0	24.9
				1	12	25.2	25.1	24.9	0	25.7	24.0	23.9	24.2	0	24.9
				1	23	24.9	25.0	25.0	0	25.7	24.2	23.8	24.1	0	24.9
				12	6	25.2	25.1	24.9	0	25.7	23.9	23.8	24.2	0	24.9

NR Band 12 Measured Results (ANT2)

BW (MHz)	OFDM Modulation Scheme	SCS (kHz)	Mode	RB Allocation	RB offset	Power Mode A (dBm)					Power Mode B (dBm)				
							141500		MPR	Tune-up Limit		141500		MPR	Tune-up Limit
							707.5 MHz					707.5 MHz			
15	DFT-s	15	π/2 BPSK	1	1		23.2		0	23.5		24.0		0	24.7
				1	39		23.2		0	23.5		24.0		0	24.7
				1	77		23.1		0	23.5		23.9		0	24.7
				36	18		23.2		0	23.5		24.0		0	24.7
			QPSK	1	1		23.1		0	23.5		24.0		0	24.7
				1	39		23.1		0	23.5		23.8		0	24.7
				1	77		23.1		0	23.5		23.9		0	24.7
				36	18		23.0		0	23.5		23.8		0	24.7

BW (MHz)	OFDM Modulation Scheme	SCS (kHz)	Mode	RB Allocation	RB offset	Power Mode A (dBm)					Power Mode B (dBm)				
							141500		MPR	Tune-up Limit		141500		MPR	Tune-up Limit
							707.5 MHz					707.5 MHz			
10	DFT-s	15	π/2 BPSK	1	1		22.9		0	23.5		23.7		0	24.7
				1	25		23.0		0	23.5		23.9		0	24.7
				1	50		23.1		0	23.5		23.9		0	24.7
				25	12		23.2		0	23.5		23.8		0	24.7
			QPSK	1	1		23.2		0	23.5		23.8		0	24.7
				1	25		23.1		0	23.5		23.7		0	24.7
				1	50		23.1		0	23.5		24.0		0	24.7
				25	12		23.0		0	23.5		23.8		0	24.7

BW (MHz)	OFDM Modulation Scheme	SCS (kHz)	Mode	RB Allocation	RB offset	Power Mode A (dBm)					Power Mode B (dBm)				
						140300	141500	142700	MPR	Tune-up Limit	140300	141500	142700	MPR	Tune-up Limit
						701.5 MHz	707.5 MHz	713.5 MHz			701.5 MHz	707.5 MHz	713.5 MHz		
5	DFT-s	15	π/2 BPSK	1	1	23.0	23.2	22.9	0	23.5	23.8	23.8	24.0	0	24.7
				1	12	23.1	23.2	23.0	0	23.5	23.9	23.8	23.7	0	24.7
				1	23	23.2	23.2	23.0	0	23.5	23.8	23.9	23.8	0	24.7
				12	6	23.2	23.2	23.0	0	23.5	23.9	23.8	23.7	0	24.7
			QPSK	1	1	23.1	23.2	22.9	0	23.5	23.8	23.9	23.7	0	24.7
				1	12	23.2	23.1	23.1	0	23.5	23.8	23.8	24.0	0	24.7
				1	23	22.9	23.1	23.1	0	23.5	24.0	23.9	23.7	0	24.7
				12	6	23.1	23.0	22.9	0	23.5	24.0	23.9	23.8	0	24.7

This report shall not be reproduced without the written approval of UL Verification Services Inc.

NR Band 14 Measured Results (ANT1)

BW (MHz)	OFDM Modulation Scheme	SCS (kHz)	Mode	RB Allocation	RB offset	Power Mode A (dBm)			Power Mode B (dBm)		
						158600 793 MHz	MPR	Tune-up Limit	158600 793 MHz	MPR	Tune-up Limit
10	DFT-s	15	π/2 BPSK	1	1	25.1	0	25.7	23.5	0	24.1
				1	25	25.2	0	25.7	23.5	0	24.1
				1	50	25.0	0	25.7	23.5	0	24.1
				25	12	25.0	0	25.7	23.4	0	24.1
			QPSK	1	1	25.1	0	25.7	23.5	0	24.1
				1	25	25.1	0	25.7	23.4	0	24.1
				1	50	25.0	0	25.7	23.4	0	24.1
				25	12	24.9	0	25.7	23.3	0	24.1
BW (MHz)	OFDM Modulation Scheme	SCS (kHz)	Mode	RB Allocation	RB offset	Power Mode A (dBm)			Power Mode B (dBm)		
						158600 793 MHz	MPR	Tune-up Limit	158600 793 MHz	MPR	Tune-up Limit
5	DFT-s	15	π/2 BPSK	1	1	24.8	0	25.7	23.4	0	24.1
				1	12	24.9	0	25.7	23.4	0	24.1
				1	23	24.8	0	25.7	23.4	0	24.1
				12	6	24.9	0	25.7	23.4	0	24.1
			QPSK	1	1	24.9	0	25.7	23.4	0	24.1
				1	12	24.9	0	25.7	23.4	0	24.1
				1	23	24.9	0	25.7	23.4	0	24.1
				12	6	24.9	0	25.7	23.4	0	24.1

NR Band 14 Measured Results (ANT2)

BW (MHz)	OFDM Modulation Scheme	SCS (kHz)	Mode	RB Allocation	RB offset	Power Mode A (dBm)			Power Mode B (dBm)		
						158600 793 MHz	MPR	Tune-up Limit	158600 793 MHz	MPR	Tune-up Limit
10	DFT-s	15	π/2 BPSK	1	1	22.3	0	22.8	24.2	0	24.7
				1	25	22.4	0	22.8	24.3	0	24.7
				1	50	22.3	0	22.8	24.2	0	24.7
				25	12	22.3	0	22.8	24.3	0	24.7
			QPSK	1	1	22.2	0	22.8	24.2	0	24.7
				1	25	22.4	0	22.8	24.3	0	24.7
				1	50	22.2	0	22.8	24.2	0	24.7
				25	12	22.3	0	22.8	24.2	0	24.7
BW (MHz)	OFDM Modulation Scheme	SCS (kHz)	Mode	RB Allocation	RB offset	Power Mode A (dBm)			Power Mode B (dBm)		
						158600 793 MHz	MPR	Tune-up Limit	158600 793 MHz	MPR	Tune-up Limit
5	DFT-s	15	π/2 BPSK	1	1	22.3	0	22.8	24.1	0	24.7
				1	12	22.3	0	22.8	24.3	0	24.7
				1	23	22.3	0	22.8	24.2	0	24.7
				12	6	22.3	0	22.8	24.2	0	24.7
			QPSK	1	1	22.3	0	22.8	24.1	0	24.7
				1	12	22.3	0	22.8	24.0	0	24.7
				1	23	22.3	0	22.8	24.2	0	24.7
				12	6	22.2	0	22.8	24.3	0	24.7

This report shall not be reproduced without the written approval of UL Verification Services Inc.

NR Band 25 Measured Results (ANT1)

BW (MHz)	OFDM Modulation Scheme	Mode	Mode	RB Allocation	RB offset	Power Mode A (dBm)					Power Mode B (dBm)				
							376500		MPR	Tune-up Limit		376500		MPR	Tune-up Limit
							1882.5 MHz					1882.5 MHz			
40	DFT-s	15	π/2 BPSK	1	1		25.2		0	25.7		20.3		0	20.9
				1	107		25.2		0	25.7		20.3		0	20.9
				1	214		25.1		0	25.7		20.3		0	20.9
				108	54		25.1		0	25.7		20.3		0	20.9
			QPSK	1	1		25.2		0	25.7		20.3		0	20.9
				1	107		25.2		0	25.7		20.3		0	20.9
				1	214		25.1		0	25.7		20.2		0	20.9
				108	54		25.1		0	25.7		20.3		0	20.9

BW (MHz)	OFDM Modulation Scheme	SCS (kHz)	Mode	RB Allocation	RB offset	Power Mode A (dBm)					Power Mode B (dBm)				
							376500		MPR	Tune-up Limit		376500		MPR	Tune-up Limit
							1882.5 MHz					1882.5 MHz			
30	DFT-s	15	π/2 BPSK	1	1		25.1		0	25.7		20.2		0	20.9
				1	79		25.1		0	25.7		20.1		0	20.9
				1	158		25.0		0	25.7		20.2		0	20.9
				80	40		25.0		0	25.7		20.2		0	20.9
			QPSK	1	1		25.0		0	25.7		20.2		0	20.9
				1	79		25.1		0	25.7		20.3		0	20.9
				1	158		25.0		0	25.7		20.2		0	20.9
				80	40		25.0		0	25.7		20.3		0	20.9

BW (MHz)	OFDM Modulation Scheme	SCS (kHz)	Mode	RB Allocation	RB offset	Power Mode A (dBm)					Power Mode B (dBm)				
							376500		MPR	Tune-up Limit		376500		MPR	Tune-up Limit
							1882.5 MHz					1882.5 MHz			
25	DFT-s	15	π/2 BPSK	1	1		25.0		0	25.7		20.3		0	20.9
				1	66		25.0		0	25.7		20.1		0	20.9
				1	131		25.0		0	25.7		20.2		0	20.9
				64	32		25.0		0	25.7		20.2		0	20.9
			QPSK	1	1		25.0		0	25.7		20.3		0	20.9
				1	66		24.9		0	25.7		20.1		0	20.9
				1	131		24.9		0	25.7		20.2		0	20.9
				64	32		25.0		0	25.7		20.2		0	20.9

BW (MHz)	OFDM Modulation Scheme	SCS (kHz)	Mode	RB Allocation	RB offset	Power Mode A (dBm)					Power Mode B (dBm)				
						372000	376500	381000	MPR	Tune-up Limit	372000	376500	381000	MPR	Tune-up Limit
						1860 MHz	1882.5 MHz	1905 MHz			1860 MHz	1882.5 MHz	1905 MHz		
20	DFT-s	15	π/2 BPSK	1	1	25.1	25.1	24.8	0	25.7	20.3	20.3	20.1	0	20.9
				1	52	25.1	25.0	24.9	0	25.7	20.2	20.2	20.0	0	20.9
				1	104	25.0	25.0	24.8	0	25.7	20.2	20.1	20.1	0	20.9
				50	25	25.0	24.9	24.9	0	25.7	20.1	20.2	20.1	0	20.9
			QPSK	1	1	24.9	25.1	25.1	0	25.7	20.2	20.3	20.2	0	20.9
				1	52	25.1	24.9	24.8	0	25.7	20.3	20.2	20.2	0	20.9
				1	104	25.0	25.0	24.9	0	25.7	20.2	20.1	20.2	0	20.9
				50	25	24.9	24.9	25.0	0	25.7	20.0	20.2	20.1	0	20.9

BW (MHz)	OFDM Modulation Scheme	SCS (kHz)	Mode	RB Allocation	RB offset	Power Mode A (dBm)					Power Mode B (dBm)				
						371500	376500	381500	MPR	Tune-up Limit	371500	376500	381500	MPR	Tune-up Limit
						1857.5 MHz	1882.5 MHz	1907.5 MHz			1857.5 MHz	1882.5 MHz	1907.5 MHz		
15	DFT-s	15	π/2 BPSK	1	1	25.0	25.0	24.8	0	25.7	20.3	20.2	20.1	0	20.9
				1	39	24.8	25.0	24.9	0	25.7	20.1	20.1	20.2	0	20.9
				1	77	24.9	24.9	24.7	0	25.7	20.3	20.2	20.0	0	20.9
				36	18	24.9	25.0	24.8	0	25.7	20.1	20.2	20.2	0	20.9
			QPSK	1	1	24.7	25.1	24.8	0	25.7	20.1	20.3	20.0	0	20.9
				1	39	24.9	25.0	24.9	0	25.7	20.3	20.2	20.1	0	20.9
				1	77	25.0	24.9	25.0	0	25.7	20.1	20.2	20.3	0	20.9
				36	18	24.7	24.9	24.7	0	25.7	20.3	20.2	20.0	0	20.9

BW (MHz)	OFDM Modulation Scheme	SCS (kHz)	Mode	RB Allocation	RB offset	Power Mode A (dBm)					Power Mode B (dBm)				
						371000	376500	382000	MPR	Tune-up Limit	371000	376500	382000	MPR	Tune-up Limit
						1855 MHz	1882.5 MHz	1910 MHz			1855 MHz	1882.5 MHz	1910 MHz		
10	DFT-s	15	π/2 BPSK	1	1	24.7	24.7	24.8	0	25.7	20.3	20.2	20.3	0	20.9
				1	25	24.9	24.8	24.9	0	25.7	20.2	20.0	20.1	0	20.9
				1	50	24.9	24.8	24.7	0	25.7	20.0	20.0	20.2	0	20.9
				25	12	24.8	24.8	24.9	0	25.7	20.2	20.1	20.0	0	20.9
			QPSK	1	1	24.9	25.0	25.0	0	25.7	20.2	20.2	20.3	0	20.9
				1	25	25.0	24.8	24.9	0	25.7	20.2	20.1	20.3	0	20.9
				1	50	24.7	25.0	24.9	0	25.7	20.1	20.3	20.0	0	20.9
				25	12	25.0	24.8	25.0	0	25.7	20.1	20.1	20.3	0	20.9

BW (MHz)	OFDM Modulation Scheme	SCS (kHz)	Mode	RB Allocation	RB offset	Power Mode A (dBm)					Power Mode B (dBm)				
						370500	376500	382500	MPR	Tune-up Limit	370500	376500	382500	MPR	Tune-up Limit
						1852.5 MHz	1882.5 MHz	1912.5 MHz			1852.5 MHz	1882.5 MHz	1912.5 MHz		
5	DFT-s	15	π/2 BPSK	1	1	24.9	25.0	24.9	0	25.7	20.2	20.2	20.2	0	20.9
				1	12	25.0	24.7	25.0	0	25.7	20.1	20.2	20.2	0	20.9
				1	23	24.8	24.7	24.9	0	25.7	20.2	20.1	20.2	0	20.9
				12	6	25.0	24.9	24.8	0	25.7	20.1	20.1	20.0	0	20.9
			QPSK	1	1	24.8	24.7	24.8	0	25.7	20.3	20.2	20.2	0	20.9
				1	12	24.9	25.0	25.0	0	25.7	20.2	20.1	20.3	0	20.9
				1	23	24.8	24.7	24.9	0	25.7	20.1	20.1	20.3	0	20.9
				12	6	24.9	24.9	24.9	0	25.7	20.0	20.2	20.1	0	20.9

This report shall not be reproduced without the written approval of UL Verification Services Inc.

NR Band 25 Measured Results (ANT2)

BW (MHz)	OFDM Modulation Scheme	Mode	Mode	RB Allocation	RB offset	Power Mode A (dBm)					Power Mode B (dBm)				
							376500		MPR	Tune-up Limit		376500		MPR	Tune-up Limit
							1882.5 MHz					1882.5 MHz			
40	DFT-s	15	π/2 BPSK	1	1		20.1		0	20.6		20.1		0	20.7
				1	107		20.1		0	20.6		20.1		0	20.7
				1	214		20.1		0	20.6		20.1		0	20.7
				108	54		20.1		0	20.6		20.1		0	20.7
			QPSK	1	1		20.1		0	20.6		20.1		0	20.7
				1	107		20.1		0	20.6		20.1		0	20.7
				1	214		20.1		0	20.6		20.1		0	20.7
				108	54		20.1		0	20.6		20.1		0	20.7

BW (MHz)	OFDM Modulation Scheme	SCS (kHz)	Mode	RB Allocation	RB offset	Power Mode A (dBm)					Power Mode B (dBm)				
							376500		MPR	Tune-up Limit		376500		MPR	Tune-up Limit
							1882.5 MHz					1882.5 MHz			
30	DFT-s	15	π/2 BPSK	1	1		19.9		0	20.6		19.9		0	20.7
				1	79		20.0		0	20.6		20.0		0	20.7
				1	158		20.0		0	20.6		20.0		0	20.7
				80	40		20.0		0	20.6		20.0		0	20.7
			QPSK	1	1		19.9		0	20.6		19.9		0	20.7
				1	79		20.0		0	20.6		20.0		0	20.7
				1	158		19.9		0	20.6		19.9		0	20.7
				80	40		20.1		0	20.6		20.1		0	20.7

BW (MHz)	OFDM Modulation Scheme	SCS (kHz)	Mode	RB Allocation	RB offset	Power Mode A (dBm)					Power Mode B (dBm)				
							376500		MPR	Tune-up Limit		376500		MPR	Tune-up Limit
							1882.5 MHz					1882.5 MHz			
25	DFT-s	15	π/2 BPSK	1	1		19.9		0	20.6		19.9		0	20.7
				1	66		20.0		0	20.6		20.0		0	20.7
				1	131		20.0		0	20.6		20.0		0	20.7
				64	32		19.9		0	20.6		19.9		0	20.7
			QPSK	1	1		20.0		0	20.6		20.0		0	20.7
				1	66		20.1		0	20.6		20.1		0	20.7
				1	131		20.1		0	20.6		20.1		0	20.7
				64	32		20.0		0	20.6		20.0		0	20.7

BW (MHz)	OFDM Modulation Scheme	SCS (kHz)	Mode	RB Allocation	RB offset	Power Mode A (dBm)					Power Mode B (dBm)				
						372000	376500	381000	MPR	Tune-up Limit	372000	376500	381000	MPR	Tune-up Limit
						1860 MHz	1882.5 MHz	1905 MHz			1860 MHz	1882.5 MHz	1905 MHz		
20	DFT-s	15	π/2 BPSK	1	1	19.9	20.0	20.1	0	20.6	19.9	20.0	20.1	0	20.7
				1	52	19.9	20.0	20.0	0	20.6	19.9	20.0	20.0	0	20.7
				1	104	19.9	20.0	20.0	0	20.6	19.9	20.0	20.0	0	20.7
				50	25	20.0	20.1	20.1	0	20.6	20.0	20.1	20.1	0	20.7
			QPSK	1	1	20.0	20.1	20.0	0	20.6	20.0	20.1	20.0	0	20.7
				1	52	20.0	19.9	20.0	0	20.6	20.0	19.9	20.0	0	20.7
				1	104	20.0	20.0	20.0	0	20.6	20.0	20.0	20.0	0	20.7
				50	25	20.1	19.9	20.0	0	20.6	20.1	19.9	20.0	0	20.7

BW (MHz)	OFDM Modulation Scheme	SCS (kHz)	Mode	RB Allocation	RB offset	Power Mode A (dBm)					Power Mode B (dBm)				
						371500	376500	381500	MPR	Tune-up Limit	371500	376500	381500	MPR	Tune-up Limit
						1857.5 MHz	1882.5 MHz	1907.5 MHz			1857.5 MHz	1882.5 MHz	1907.5 MHz		
15	DFT-s	15	π/2 BPSK	1	1	20.0	20.0	20.0	0	20.6	20.0	20.0	20.0	0	20.7
				1	39	20.0	20.0	19.9	0	20.6	20.0	20.0	19.9	0	20.7
				1	77	20.0	19.9	20.0	0	20.6	20.0	19.9	20.0	0	20.7
				36	18	19.9	20.0	20.1	0	20.6	19.9	20.0	20.1	0	20.7
			QPSK	1	1	20.0	20.0	20.0	0	20.6	20.0	20.0	20.0	0	20.7
				1	39	20.0	20.0	20.0	0	20.6	20.0	20.0	20.0	0	20.7
				1	77	20.0	19.9	20.0	0	20.6	20.0	19.9	20.0	0	20.7
				36	18	20.0	20.0	20.0	0	20.6	20.0	20.0	20.0	0	20.7

BW (MHz)	OFDM Modulation Scheme	SCS (kHz)	Mode	RB Allocation	RB offset	Power Mode A (dBm)					Power Mode B (dBm)				
						371000	376500	382000	MPR	Tune-up Limit	371000	376500	382000	MPR	Tune-up Limit
						1855 MHz	1882.5 MHz	1910 MHz			1855 MHz	1882.5 MHz	1910 MHz		
10	DFT-s	15	π/2 BPSK	1	1	20.0	20.0	20.0	0	20.6	20.0	20.0	20.0	0	20.7
				1	25	20.0	20.0	20.0	0	20.6	20.0	20.0	20.0	0	20.7
				1	50	19.9	20.1	20.1	0	20.6	19.9	20.1	20.1	0	20.7
				25	12	20.1	19.9	20.1	0	20.6	20.1	19.9	20.1	0	20.7
			QPSK	1	1	20.1	19.9	20.1	0	20.6	20.1	19.9	20.1	0	20.7
				1	25	19.9	20.0	20.1	0	20.6	19.9	20.0	20.1	0	20.7
				1	50	20.0	20.0	19.9	0	20.6	20.0	20.0	19.9	0	20.7
				25	12	19.9	19.9	20.0	0	20.6	19.9	19.9	20.0	0	20.7

BW (MHz)	OFDM Modulation Scheme	SCS (kHz)	Mode	RB Allocation	RB offset	Power Mode A (dBm)					Power Mode B (dBm)				
						370500	376500	382500	MPR	Tune-up Limit	370500	376500	382500	MPR	Tune-up Limit
						1852.5 MHz	1882.5 MHz	1912.5 MHz			1852.5 MHz	1882.5 MHz	1912.5 MHz		
5	DFT-s	15	π/2 BPSK	1	1	20.1	20.1	20.0	0	20.6	20.1	20.1	20.0	0	20.7
				1	12	20.1	20.0	20.0	0	20.6	20.1	20.0	20.0	0	20.7
				1	23	20.1	20.0	19.9	0	20.6	20.1	20.0	19.9	0	20.7
				12	6	20.0	19.9	19.9	0	20.6	20.0	19.9	19.9	0	20.7
			QPSK	1	1	20.0	20.0	19.9	0	20.6	20.0	20.0	19.9	0	20.7
				1	12	20.0	20.1	20.0	0	20.6	20.0	20.1	20.0	0	20.7
				1	23	19.9	20.0	20.1	0	20.6	19.9	20.0	20.1	0	20.7
				12	6	19.9	19.9	19.9	0	20.6	19.9	19.9	19.9	0	20.7

This report shall not be reproduced without the written approval of UL Verification Services Inc.

NR Band 25 Measured Results (ANT3)

BW (MHz)	OFDM Modulation Scheme	Mode	Mode	RB Allocation	RB offset	Power Mode A (dBm)					Power Mode B (dBm)				
							376500		MPR	Tune-up Limit		376500		MPR	Tune-up Limit
							1882.5 MHz					1882.5 MHz			
40	DFT-s	15	π/2 BPSK	1	1		22.8		0	23.5		19.1		0	19.9
				1	107		22.9		0	23.5		19.2		0	19.9
				1	214		22.8		0	23.5		19.1		0	19.9
				108	54		22.9		0	23.5		19.2		0	19.9
			QPSK	1	1		22.9		0	23.5		19.2		0	19.9
				1	107		22.8		0	23.5		19.2		0	19.9
				1	214		22.8		0	23.5		19.0		0	19.9
				108	54		22.7		0	23.5		19.1		0	19.9

BW (MHz)	OFDM Modulation Scheme	SCS (kHz)	Mode	RB Allocation	RB offset	Power Mode A (dBm)					Power Mode B (dBm)				
							376500		MPR	Tune-up Limit		376500		MPR	Tune-up Limit
							1882.5 MHz					1882.5 MHz			
30	DFT-s	15	π/2 BPSK	1	1		22.7		0	23.5		19.0		0	19.9
				1	79		22.8		0	23.5		19.1		0	19.9
				1	158		22.7		0	23.5		19.2		0	19.9
				80	40		22.9		0	23.5		19.1		0	19.9
			QPSK	1	1		22.8		0	23.5		19.1		0	19.9
				1	79		22.7		0	23.5		19.2		0	19.9
				1	158		22.8		0	23.5		19.1		0	19.9
				80	40		22.8		0	23.5		19.1		0	19.9

BW (MHz)	OFDM Modulation Scheme	SCS (kHz)	Mode	RB Allocation	RB offset	Power Mode A (dBm)					Power Mode B (dBm)				
							376500		MPR	Tune-up Limit		376500		MPR	Tune-up Limit
							1882.5 MHz					1882.5 MHz			
25	DFT-s	15	π/2 BPSK	1	1		22.9		0	23.5		19.1		0	19.9
				1	66		22.7		0	23.5		18.9		0	19.9
				1	131		22.8		0	23.5		19.1		0	19.9
				64	32		22.9		0	23.5		19.0		0	19.9
			QPSK	1	1		22.8		0	23.5		18.9		0	19.9
				1	66		22.8		0	23.5		19.2		0	19.9
				1	131		22.7		0	23.5		18.9		0	19.9
				64	32		22.9		0	23.5		18.9		0	19.9

BW (MHz)	OFDM Modulation Scheme	SCS (kHz)	Mode	RB Allocation	RB offset	Power Mode A (dBm)					Power Mode B (dBm)				
						372000	376500	381000	MPR	Tune-up Limit	372000	376500	381000	MPR	Tune-up Limit
						1860 MHz	1882.5 MHz	1905 MHz			1860 MHz	1882.5 MHz	1905 MHz		
20	DFT-s	15	π/2 BPSK	1	1	22.9	22.7	22.8	0	23.5	19.1	19.1	19.2	0	19.9
				1	52	22.7	22.9	22.8	0	23.5	19.0	19.0	19.2	0	19.9
				1	104	22.8	22.9	22.8	0	23.5	19.1	19.1	18.9	0	19.9
				50	25	22.9	22.7	22.9	0	23.5	18.9	19.2	19.1	0	19.9
			QPSK	1	1	22.7	22.8	22.8	0	23.5	18.9	19.1	18.9	0	19.9
				1	52	22.9	22.8	22.7	0	23.5	19.1	19.1	19.2	0	19.9
				1	104	22.7	22.8	22.7	0	23.5	19.2	19.2	19.1	0	19.9
				50	25	22.7	22.9	22.7	0	23.5	19.0	19.1	19.0	0	19.9

BW (MHz)	OFDM Modulation Scheme	SCS (kHz)	Mode	RB Allocation	RB offset	Power Mode A (dBm)					Power Mode B (dBm)				
						371500	376500	381500	MPR	Tune-up Limit	371500	376500	381500	MPR	Tune-up Limit
						1857.5 MHz	1882.5 MHz	1907.5 MHz			1857.5 MHz	1882.5 MHz	1907.5 MHz		
15	DFT-s	15	π/2 BPSK	1	1	22.8	22.8	22.8	0	23.5	19.1	19.0	19.2	0	19.9
				1	39	22.8	22.7	22.8	0	23.5	18.9	19.1	19.0	0	19.9
				1	77	22.8	22.9	22.8	0	23.5	19.1	19.0	19.1	0	19.9
				36	18	22.8	22.8	22.8	0	23.5	19.1	19.1	19.0	0	19.9
			QPSK	1	1	22.9	22.8	22.7	0	23.5	19.1	18.9	19.1	0	19.9
				1	39	22.7	22.8	22.7	0	23.5	19.2	19.1	19.2	0	19.9
				1	77	22.7	22.8	22.8	0	23.5	18.9	19.0	19.1	0	19.9
				36	18	22.9	22.7	22.7	0	23.5	18.9	19.1	18.9	0	19.9

BW (MHz)	OFDM Modulation Scheme	SCS (kHz)	Mode	RB Allocation	RB offset	Power Mode A (dBm)					Power Mode B (dBm)				
						371000	376500	382000	MPR	Tune-up Limit	371000	376500	382000	MPR	Tune-up Limit
						1855 MHz	1882.5 MHz	1910 MHz			1855 MHz	1882.5 MHz	1910 MHz		
10	DFT-s	15	π/2 BPSK	1	1	22.8	22.7	22.9	0	23.5	19.0	19.1	19.1	0	19.9
				1	25	22.7	22.8	22.8	0	23.5	19.1	19.0	19.0	0	19.9
				1	50	22.8	22.7	22.9	0	23.5	19.2	19.0	19.0	0	19.9
				25	12	22.7	22.8	22.8	0	23.5	18.9	19.0	19.1	0	19.9
			QPSK	1	1	22.9	22.7	22.8	0	23.5	18.9	19.2	19.2	0	19.9
				1	25	22.8	22.9	22.8	0	23.5	19.0	19.0	19.1	0	19.9
				1	50	22.9	22.9	22.7	0	23.5	19.1	19.1	19.2	0	19.9
				25	12	22.8	22.8	22.7	0	23.5	19.0	19.0	19.1	0	19.9

BW (MHz)	OFDM Modulation Scheme	SCS (kHz)	Mode	RB Allocation	RB offset	Power Mode A (dBm)					Power Mode B (dBm)				
						370500	376500	382500	MPR	Tune-up Limit	370500	376500	382500	MPR	Tune-up Limit
						1852.5 MHz	1882.5 MHz	1912.5 MHz			1852.5 MHz	1882.5 MHz	1912.5 MHz		
5	DFT-s	15	π/2 BPSK	1	1	22.7	22.9	22.8	0	23.5	19.0	18.9	19.0	0	19.9
				1	12	22.8	22.8	22.9	0	23.5	19.0	19.0	19.1	0	19.9
				1	23	22.8	22.9	22.8	0	23.5	18.9	19.2	19.2	0	19.9
				12	6	22.9	22.9	22.7	0	23.5	19.2	19.0	18.9	0	19.9
			QPSK	1	1	22.8	22.8	22.8	0	23.5	19.0	18.9	19.1	0	19.9
				1	12	22.9	22.8	22.9	0	23.5	19.2	19.0	19.1	0	19.9
				1	23	22.8	22.8	22.7	0	23.5	19.2	18.9	19.2	0	19.9
				12	6	22.8	22.9	22.8	0	23.5	19.0	19.0	19.0	0	19.9

This report shall not be reproduced without the written approval of UL Verification Services Inc.

NR Band 25 Measured Results (ANT4)

BW (MHz)	OFDM Modulation Scheme	Mode	Mode	RB Allocation	RB offset	Power Mode A (dBm)					Power Mode B (dBm)				
							376500		MPR	Tune-up Limit		376500		MPR	Tune-up Limit
							1882.5 MHz					1882.5 MHz			
40	DFT-s	15	π/2 BPSK	1	1		18.6		0	19.4		19.6		0	20.2
				1	107		18.9		0	19.4		19.8		0	20.2
				1	214		18.9		0	19.4		19.7		0	20.2
				108	54		18.9		0	19.4		19.8		0	20.2
			QPSK	1	1		18.8		0	19.4		19.7		0	20.2
				1	107		18.6		0	19.4		19.5		0	20.2
				1	214		18.9		0	19.4		19.5		0	20.2
				108	54		18.7		0	19.4		19.5		0	20.2

BW (MHz)	OFDM Modulation Scheme	SCS (kHz)	Mode	RB Allocation	RB offset	Power Mode A (dBm)					Power Mode B (dBm)				
							376500		MPR	Tune-up Limit		376500		MPR	Tune-up Limit
							1882.5 MHz					1882.5 MHz			
30	DFT-s	15	π/2 BPSK	1	1		18.6		0	19.4		19.4		0	20.2
				1	79		18.7		0	19.4		19.6		0	20.2
				1	158		18.8		0	19.4		19.6		0	20.2
				80	40		18.7		0	19.4		19.5		0	20.2
			QPSK	1	1		18.7		0	19.4		19.6		0	20.2
				1	79		18.8		0	19.4		19.5		0	20.2
				1	158		18.8		0	19.4		19.7		0	20.2
				80	40		18.7		0	19.4		19.5		0	20.2

BW (MHz)	OFDM Modulation Scheme	SCS (kHz)	Mode	RB Allocation	RB offset	Power Mode A (dBm)					Power Mode B (dBm)				
							376500		MPR	Tune-up Limit		376500		MPR	Tune-up Limit
							1882.5 MHz					1882.5 MHz			
25	DFT-s	15	π/2 BPSK	1	1		18.7		0	19.4		19.5		0	20.2
				1	66		18.6		0	19.4		19.4		0	20.2
				1	131		18.7		0	19.4		19.5		0	20.2
				64	32		18.7		0	19.4		19.4		0	20.2
			QPSK	1	1		18.7		0	19.4		19.6		0	20.2
				1	66		18.7		0	19.4		19.5		0	20.2
				1	131		18.7		0	19.4		19.6		0	20.2
				64	32		18.7		0	19.4		19.4		0	20.2

BW (MHz)	OFDM Modulation Scheme	SCS (kHz)	Mode	RB Allocation	RB offset	Power Mode A (dBm)					Power Mode B (dBm)				
						372000	376500	381000	MPR	Tune-up Limit	372000	376500	381000	MPR	Tune-up Limit
						1860 MHz	1882.5 MHz	1905 MHz			1860 MHz	1882.5 MHz	1905 MHz		
20	DFT-s	15	π/2 BPSK	1	1	18.7	18.5	18.7	0	19.4	19.5	19.4	19.4	0	20.2
				1	52	18.7	18.7	18.8	0	19.4	19.5	19.5	19.5	0	20.2
				1	104	18.8	18.6	18.8	0	19.4	19.5	19.5	19.6	0	20.2
				50	25	18.7	18.5	18.7	0	19.4	19.5	19.4	19.5	0	20.2
			QPSK	1	1	18.8	18.7	18.6	0	19.4	19.6	19.4	19.5	0	20.2
				1	52	18.8	18.7	18.7	0	19.4	19.5	19.4	19.5	0	20.2
				1	104	18.7	18.8	18.7	0	19.4	19.6	19.3	19.6	0	20.2
				50	25	18.7	18.6	18.7	0	19.4	19.5	19.4	19.5	0	20.2

BW (MHz)	OFDM Modulation Scheme	SCS (kHz)	Mode	RB Allocation	RB offset	Power Mode A (dBm)					Power Mode B (dBm)				
						371500	376500	381500	MPR	Tune-up Limit	371500	376500	381500	MPR	Tune-up Limit
						1857.5 MHz	1882.5 MHz	1907.5 MHz			1857.5 MHz	1882.5 MHz	1907.5 MHz		
15	DFT-s	15	π/2 BPSK	1	1	18.8	18.7	18.7	0	19.4	19.6	19.4	19.5	0	20.2
				1	39	18.7	18.6	18.8	0	19.4	19.5	19.4	19.5	0	20.2
				1	77	18.7	18.7	18.8	0	19.4	19.5	19.5	19.6	0	20.2
				36	18	18.6	18.5	18.6	0	19.4	19.4	19.3	19.5	0	20.2
			QPSK	1	1	18.7	18.7	18.8	0	19.4	19.5	19.5	19.6	0	20.2
				1	39	18.7	18.6	18.7	0	19.4	19.5	19.4	19.5	0	20.2
				1	77	18.7	18.7	18.8	0	19.4	19.5	19.5	19.7	0	20.2
				36	18	18.6	18.6	18.7	0	19.4	19.5	19.4	19.5	0	20.2

BW (MHz)	OFDM Modulation Scheme	SCS (kHz)	Mode	RB Allocation	RB offset	Power Mode A (dBm)					Power Mode B (dBm)				
						371000	376500	382000	MPR	Tune-up Limit	371000	376500	382000	MPR	Tune-up Limit
						1855 MHz	1882.5 MHz	1910 MHz			1855 MHz	1882.5 MHz	1910 MHz		
10	DFT-s	15	π/2 BPSK	1	1	18.7	18.7	18.9	0	19.4	19.5	19.5	19.7	0	20.2
				1	25	18.6	18.7	18.9	0	19.4	19.5	19.5	19.8	0	20.2
				1	50	18.7	18.7	18.9	0	19.4	19.4	19.6	19.7	0	20.2
				25	12	18.7	18.7	18.9	0	19.4	19.4	19.5	19.8	0	20.2
			QPSK	1	1	18.7	18.7	18.9	0	19.4	19.5	19.5	19.7	0	20.2
				1	25	18.8	18.7	18.9	0	19.4	19.5	19.5	19.8	0	20.2
				1	50	18.6	18.8	18.9	0	19.4	19.5	19.5	19.7	0	20.2
				25	12	18.7	18.7	18.9	0	19.4	19.5	19.5	19.8	0	20.2

BW (MHz)	OFDM Modulation Scheme	SCS (kHz)	Mode	RB Allocation	RB offset	Power Mode A (dBm)					Power Mode B (dBm)				
						370500	376500	382500	MPR	Tune-up Limit	370500	376500	382500	MPR	Tune-up Limit
						1852.5 MHz	1882.5 MHz	1912.5 MHz			1852.5 MHz	1882.5 MHz	1912.5 MHz		
5	DFT-s	15	π/2 BPSK	1	1	18.6	18.7	18.9	0	19.4	19.6	19.5	19.7	0	20.2
				1	12	18.6	18.7	18.9	0	19.4	19.5	19.5	19.7	0	20.2
				1	23	18.7	18.8	18.8	0	19.4	19.5	19.5	19.7	0	20.2
				12	6	18.6	18.7	18.8	0	19.4	19.5	19.4	19.7	0	20.2
			QPSK	1	1	18.7	18.7	18.9	0	19.4	19.5	19.6	19.7	0	20.2
				1	12	18.6	18.7	18.8	0	19.4	19.5	19.5	19.5	0	20.2
				1	23	18.7	18.8	18.9	0	19.4	19.6	19.6	19.7	0	20.2
				12	6	18.7	18.7	18.9	0	19.4	19.5	19.5	19.8	0	20.2

This report shall not be reproduced without the written approval of UL Verification Services Inc.

NR Band 26 Measured Results (ANT1)

BW (MHz)	OFDM Modulation Scheme	SCS (kHz)	Mode	RB Allocation	RB offset	Power Mode A (dBm)					Power Mode B (dBm)				
						163800	166300	168800	MPR	Tune-up Limit	163800	166300	168800	MPR	Tune-up Limit
						819 MHz	831.5 MHz	844 MHz			819 MHz	831.5 MHz	844 MHz		
10	DFT-s	15	π/2 BPSK	1	1	24.9	25.2	25.2	0	25.7	23.4	23.6	23.6	0	24.2
				1	25	25.1	25.3	25.2	0	25.7	23.6	23.7	23.6	0	24.2
				1	50	25.1	25.0	25.1	0	25.7	23.6	23.6	23.6	0	24.2
				25	12	25.0	25.1	24.9	0	25.7	23.5	23.7	23.4	0	24.2
			QPSK	1	1	25.0	25.1	25.1	0	25.7	23.3	23.6	23.6	0	24.2
				1	25	25.0	25.1	25.2	0	25.7	23.3	23.4	23.6	0	24.2
				1	50	25.0	25.2	25.0	0	25.7	23.5	23.4	23.6	0	24.2
				25	12	24.8	25.0	25.1	0	25.7	23.5	23.5	23.4	0	24.2
BW (MHz)	OFDM Modulation Scheme	SCS (kHz)	Mode	RB Allocation	RB offset	Power Mode A (dBm)					Power Mode B (dBm)				
						163300	166300	169300	MPR	Tune-up Limit	163300	166300	169300	MPR	Tune-up Limit
						816.5 MHz	831.5 MHz	846.5 MHz			816.5 MHz	831.5 MHz	846.5 MHz		
5	DFT-s	15	π/2 BPSK	1	1	25.0	25.2	25.2	0	25.7	23.5	23.6	23.7	0	24.2
				1	12	24.0	25.1	25.1	0	25.7	23.4	23.5	23.6	0	24.2
				1	23	25.1	25.1	25.1	0	25.7	23.4	23.6	23.1	0	24.2
				12	6	24.2	25.1	25.0	0	25.7	23.4	23.7	23.0	0	24.2
			QPSK	1	1	24.9	25.2	25.2	0	25.7	23.3	23.6	23.6	0	24.2
				1	12	24.5	25.1	25.1	0	25.7	23.5	23.6	23.5	0	24.2
				1	23	25.1	25.1	25.1	0	25.7	23.4	23.6	23.4	0	24.2
				12	6	24.7	25.1	25.0	0	25.7	23.5	23.6	23.0	0	24.2

This report shall not be reproduced without the written approval of UL Verification Services Inc.

NR Band 26 Measured Results (ANT2)

BW (MHz)	OFDM Modulation Scheme	SCS (kHz)	Mode	RB Allocation	RB offset	Power Mode A (dBm)					Power Mode B (dBm)				
						163800	166300	168800	MPR	Tune-up Limit	163800	166300	168800	MPR	Tune-up Limit
						819 MHz	831.5 MHz	844 MHz			819 MHz	831.5 MHz	844 MHz		
10	DFT-s	15	π/2 BPSK	1	1	22.7	22.6	22.5	0	23	24.2	24.0	24.1	0	24.5
				1	25	22.7	22.7	22.6	0	23	24.2	24.3	24.3	0	24.5
				1	50	22.5	22.7	22.5	0	23	24.1	24.3	24.2	0	24.5
				25	12	22.4	22.6	22.5	0	23	24.2	24.3	24.0	0	24.5
			QPSK	1	1	22.7	22.7	22.6	0	23	24.2	24.3	24.2	0	24.5
				1	25	22.4	22.7	22.6	0	23	24.2	24.2	24.2	0	24.5
				1	50	22.5	22.6	22.6	0	23	24.2	24.3	24.1	0	24.5
				25	12	22.7	22.6	22.6	0	23	24.2	24.1	24.1	0	24.5
BW (MHz)	OFDM Modulation Scheme	SCS (kHz)	Mode	RB Allocation	RB offset	Power Mode A (dBm)					Power Mode B (dBm)				
						163300	166300	169300	MPR	Tune-up Limit	163300	166300	169300	MPR	Tune-up Limit
						816.5 MHz	831.5 MHz	846.5 MHz			816.5 MHz	831.5 MHz	846.5 MHz		
5	DFT-s	15	π/2 BPSK	1	1	22.5	22.5	22.6	0	23	24.1	24.0	24.2	0	24.5
				1	12	22.6	22.7	22.5	0	23	24.3	24.3	24.1	0	24.5
				1	23	22.7	22.6	22.6	0	23	24.3	24.3	24.3	0	24.5
				12	6	22.5	22.6	22.4	0	23	24.1	24.1	24.2	0	24.5
			QPSK	1	1	22.7	22.5	22.6	0	23	24.2	24.3	24.3	0	24.5
				1	12	22.7	22.5	22.5	0	23	24.2	24.1	24.2	0	24.5
				1	23	22.5	22.4	22.4	0	23	24.1	24.2	24.1	0	24.5
				12	6	22.4	22.5	22.6	0	23	24.2	24.3	24.2	0	24.5

This report shall not be reproduced without the written approval of UL Verification Services Inc.

NR Band 30 Measured Results (ANT1)

BW (MHz)	OFDM Modulation Scheme	SCS (kHz)	Mode	RB Allocation	RB offset	Power Mode A (dBm)			Power Mode B (dBm)		
						462000 2310 MHz	MPR	Tune-up Limit	462000 2310 MHz	MPR	Tune-up Limit
10	DFT-s	15	π/2 BPSK	1	1	25.2	0	25.2	19.3	0	20
				1	25	25.2	0	25.2	19.5	0	20
				1	50	25.2	0	25.2	19.4	0	20
				25	12	25.1	0	25.2	19.4	0	20
			QPSK	1	1	25.2	0	25.2	19.5	0	20
				1	25	25.2	0	25.2	19.4	0	20
				1	50	25.2	0	25.2	19.4	0	20
				25	12	25.1	0	25.2	19.3	0	20
BW (MHz)	OFDM Modulation Scheme	SCS (kHz)	Mode	RB Allocation	RB offset	Power Mode A (dBm)			Power Mode B (dBm)		
						462000 2310 MHz	MPR	Tune-up Limit	462000 2310 MHz	MPR	Tune-up Limit
5	DFT-s	15	π/2 BPSK	1	1	25.2	0	25.2	19.5	0	20
				1	12	25.2	0	25.2	19.5	0	20
				1	23	25.2	0	25.2	19.4	0	20
				12	6	25.2	0	25.2	19.4	0	20
			QPSK	1	1	25.2	0	25.2	19.5	0	20
				1	12	25.2	0	25.2	19.5	0	20
				1	23	25.2	0	25.2	19.5	0	20
				12	6	25.2	0	25.2	19.4	0	20

NR Band 30 Measured Results (ANT2)

BW (MHz)	OFDM Modulation Scheme	SCS (kHz)	Mode	RB Allocation	RB offset	Power Mode A (dBm)			Power Mode B (dBm)		
						462000 2310 MHz	MPR	Tune-up Limit	462000 2310 MHz	MPR	Tune-up Limit
10	DFT-s	15	π/2 BPSK	1	1	16.5	0	17	18.4	0	18.6
				1	25	16.5	0	17	18.4	0	18.6
				1	50	16.4	0	17	18.4	0	18.6
				25	12	16.4	0	17	18.4	0	18.6
			QPSK	1	1	16.5	0	17	18.3	0	18.6
				1	25	16.5	0	17	18.3	0	18.6
				1	50	16.5	0	17	18.4	0	18.6
				25	12	16.4	0	17	18.3	0	18.6
BW (MHz)	OFDM Modulation Scheme	SCS (kHz)	Mode	RB Allocation	RB offset	Power Mode A (dBm)			Power Mode B (dBm)		
						462000 2310 MHz	MPR	Tune-up Limit	462000 2310 MHz	MPR	Tune-up Limit
5	DFT-s	15	π/2 BPSK	1	1	16.4	0	17	18.3	0	18.6
				1	12	16.4	0	17	18.2	0	18.6
				1	23	16.4	0	17	18.3	0	18.6
				12	6	16.3	0	17	18.2	0	18.6
			QPSK	1	1	16.3	0	17	18.2	0	18.6
				1	12	16.5	0	17	18.2	0	18.6
				1	23	16.3	0	17	18.4	0	18.6
				12	6	16.4	0	17	18.4	0	18.6

This report shall not be reproduced without the written approval of UL Verification Services Inc.

NR Band 30 Measured Results (ANT3)

BW (MHz)	OFDM Modulation Scheme	SCS (kHz)	Mode	RB Allocation	RB offset	Power Mode A (dBm)			Power Mode B (dBm)		
						462000 / 2310 MHz	MPR	Tune-up Limit	462000 / 2310 MHz	MPR	Tune-up Limit
10	DFT-s	15	π/2 BPSK	1	1	23.0	0	23.6	19.4	0	19.9
				1	25	23.1	0	23.6	19.4	0	19.9
				1	50	23.0	0	23.6	19.3	0	19.9
				25	12	23.1	0	23.6	19.4	0	19.9
			QPSK	1	1	23.0	0	23.6	19.3	0	19.9
				1	25	23.0	0	23.6	19.4	0	19.9
				1	50	23.0	0	23.6	19.3	0	19.9
				25	12	23.0	0	23.6	19.3	0	19.9
BW (MHz)	OFDM Modulation Scheme	SCS (kHz)	Mode	RB Allocation	RB offset	Power Mode A (dBm)			Power Mode B (dBm)		
						462000 / 2310 MHz	MPR	Tune-up Limit	462000 / 2310 MHz	MPR	Tune-up Limit
5	DFT-s	15	π/2 BPSK	1	1	23.0	0	23.6	19.4	0	19.9
				1	12	23.1	0	23.6	19.4	0	19.9
				1	23	23.0	0	23.6	19.2	0	19.9
				12	6	23.0	0	23.6	19.4	0	19.9
			QPSK	1	1	23.1	0	23.6	19.2	0	19.9
				1	12	23.0	0	23.6	19.4	0	19.9
				1	23	23.0	0	23.6	19.3	0	19.9
				12	6	23.1	0	23.6	19.3	0	19.9

NR Band 30 Measured Results (ANT4)

BW (MHz)	OFDM Modulation Scheme	SCS (kHz)	Mode	RB Allocation	RB offset	Power Mode A (dBm)			Power Mode B (dBm)		
						462000 / 2310 MHz	MPR	Tune-up Limit	462000 / 2310 MHz	MPR	Tune-up Limit
10	DFT-s	15	π/2 BPSK	1	1	19.7	0	20.3	19.2	0	19.9
				1	25	19.7	0	20.3	19.4	0	19.9
				1	50	19.6	0	20.3	19.3	0	19.9
				25	12	19.7	0	20.3	19.2	0	19.9
			QPSK	1	1	19.7	0	20.3	19.1	0	19.9
				1	25	19.7	0	20.3	19.3	0	19.9
				1	50	19.6	0	20.3	19.3	0	19.9
				25	12	19.7	0	20.3	19.2	0	19.9
BW (MHz)	OFDM Modulation Scheme	SCS (kHz)	Mode	RB Allocation	RB offset	Power Mode A (dBm)			Power Mode B (dBm)		
						462000 / 2310 MHz	MPR	Tune-up Limit	462000 / 2310 MHz	MPR	Tune-up Limit
5	DFT-s	15	π/2 BPSK	1	1	19.6	0	20.3	19.1	0	19.9
				1	12	19.7	0	20.3	19.3	0	19.9
				1	23	19.6	0	20.3	19.2	0	19.9
				12	6	19.6	0	20.3	19.2	0	19.9
			QPSK	1	1	19.7	0	20.3	19.0	0	19.9
				1	12	19.6	0	20.3	19.3	0	19.9
				1	23	19.7	0	20.3	19.3	0	19.9
				12	6	19.7	0	20.3	19.2	0	19.9

This report shall not be reproduced without the written approval of UL Verification Services Inc.

NR Band 41 Measured Results (ANT1)

BW (MHz)	OFDM Modulation Scheme	SCS (kHz)	Mode	RB Allocation	RB offset	Power Mode A (dBm)							Power Mode B (dBm)						
								518598			MPR	Tune-up Limit			518598			MPR	Tune-up Limit
								2592.99 MHz							2592.99 MHz				
100	DFT-s	30	π/2 BPSK	1	1			25.1			0	25.7			18.9			0	20
				1	136			25.3			0	25.7			19.1			0	20
				1	271			25.3			0	25.7			19.1			0	20
				135	67			25.1			0	25.7			19.1			0	20
			QPSK	1	1			25.0			0	25.7			18.9			0	20
				1	136			25.1			0	25.7			18.9			0	20
				1	271			25.2			0	25.7			19.1			0	20
				135	67			24.9			0	25.7			19.0			0	20
BW (MHz)	OFDM Modulation Scheme	SCS (kHz)	Mode	RB Allocation	RB offset	Power Mode A (dBm)							Power Mode B (dBm)						
								518598			MPR	Tune-up Limit			518598			MPR	Tune-up Limit
								2592.99 MHz							2592.99 MHz				
90	DFT-s	30	π/2 BPSK	1	1			24.8			0	25.7			19.0			0	20
				1	122			24.9			0	25.7			19.0			0	20
				1	243			24.9			0	25.7			19.0			0	20
				121	60			24.8			0	25.7			19.0			0	20
			QPSK	1	1			25.0			0	25.7			19.0			0	20
				1	122			25.1			0	25.7			19.0			0	20
				1	243			24.9			0	25.7			18.9			0	20
				121	60			24.9			0	25.7			18.9			0	20
BW (MHz)	OFDM Modulation Scheme	SCS (kHz)	Mode	RB Allocation	RB offset	Power Mode A (dBm)							Power Mode B (dBm)						
								518598			MPR	Tune-up Limit			518598			MPR	Tune-up Limit
								2592.99 MHz							2592.99 MHz				
80	DFT-s	30	π/2 BPSK	1	1			25.0			0	25.7			19.0			0	20
				1	108			24.9			0	25.7			19.0			0	20
				1	215			24.8			0	25.7			19.0			0	20
				108	54			25.0			0	25.7			19.0			0	20
			QPSK	1	1			24.9			0	25.7			18.9			0	20
				1	108			24.9			0	25.7			19.1			0	20
				1	215			25.0			0	25.7			18.9			0	20
				108	54			24.9			0	25.7			19.1			0	20
BW (MHz)	OFDM Modulation Scheme	SCS (kHz)	Mode	RB Allocation	RB offset	Power Mode A (dBm)							Power Mode B (dBm)						
								518598			MPR	Tune-up Limit			518598			MPR	Tune-up Limit
								2592.99 MHz							2592.99 MHz				
70	DFT-s	30	π/2 BPSK	1	1			24.9			0	25.7			19.0			0	20
				1	91			24.8			0	25.7			19.1			0	20
				1	187			24.8			0	25.7			19.0			0	20
				94	47			25.1			0	25.7			19.1			0	20
			QPSK	1	1			24.9			0	25.7			19.0			0	20
				1	91			25.1			0	25.7			19.1			0	20
				1	187			25.0			0	25.7			19.1			0	20
				94	47			24.9			0	25.7			19.1			0	20
BW (MHz)	OFDM Modulation Scheme	SCS (kHz)	Mode	RB Allocation	RB offset	Power Mode A (dBm)							Power Mode B (dBm)						
								518598			MPR	Tune-up Limit			518598			MPR	Tune-up Limit
								2592.99 MHz							2592.99 MHz				
60	DFT-s	30	π/2 BPSK	1	1			25.0			0	25.7			19.0			0	20
				1	80			25.0			0	25.7			18.9			0	20
				1	160			25.0			0	25.7			19.1			0	20
				81	40			25.0			0	25.7			19.1			0	20
			QPSK	1	1			24.9			0	25.7			18.9			0	20
				1	80			25.1			0	25.7			19.1			0	20
				1	160			25.0			0	25.7			18.9			0	20
				81	40			24.9			0	25.7			19.0			0	20
BW (MHz)	OFDM Modulation Scheme	SCS (kHz)	Mode	RB Allocation	RB offset	Power Mode A (dBm)							Power Mode B (dBm)						
								518598			MPR	Tune-up Limit			518598			MPR	Tune-up Limit
								2592.99 MHz							2592.99 MHz				
50	DFT-s	30	π/2 BPSK	1	1			24.8			0	25.7			19.1			0	20
				1	66			24.9			0	25.7			19.0			0	20
				1	131			24.8			0	25.7			19.1			0	20
				64	32			25.0			0	25.7			19.0			0	20
			QPSK	1	1			25.1			0	25.7			19.0			0	20
				1	66			24.9			0	25.7			19.0			0	20
				1	131			24.9			0	25.7			18.9			0	20
				64	32			25.0			0	25.7			19.0			0	20
BW (MHz)	OFDM Modulation Scheme	Mode	Mode	RB Allocation	RB offset	Power Mode A (dBm)							Power Mode B (dBm)						
						503196	510900	518598	526296	533994	MPR	Tune-up Limit	503196	510900	518598	526296	533994	MPR	Tune-up Limit
						2515.98 MHz	2554.5 MHz	2592.99 MHz	2631.48 MHz	2669.97 MHz			2515.98 MHz	2554.5 MHz	2592.99 MHz	2631.48 MHz	2669.97 MHz		
40	DFT-s	30	π/2 BPSK	1	1	24.9	24.9	24.9	24.9	25.0	0	25.7	19.1	18.9	18.9	19.0	19.0	0	20
				1	52	24.9	24.9	24.8	24.9	24.9	0	25.7	18.9	19.0	19.0	18.9	19.1	0	20
				1	104	25.0	25.1	25.0	25.0	25.0	0	25.7	19.0	19.0	19.0	19.1	18.9	0	20
				50	25	24.9	25.0	24.9	24.9	25.1	0	25.7	19.0	19.0	19.0	18.9	19.0	0	20
			QPSK	1	1	24.9	25.1	25.0	24.8	24.8	0	25.7	18.9	19.0	19.1	19.0	19.0	0	20
				1	52	25.1	25.0	25.0	25.0	25.0	0	25.7	19.0	19.0	19.0	19.1	18.9	0	20
				1	104	25.1	24.9	24.9	25.1	25.0	0	25.7	18.9	19.1	18.9	19.1	19.0	0	20
				50	25	24.9	24.9	24.8	25.0	25.0	0	25.7	19.0	19.0	19.0	19.1	19.0	0	20
BW (MHz)	OFDM Modulation Scheme	SCS (kHz)	Mode	RB Allocation	RB offset	Power Mode A (dBm)							Power Mode B (dBm)						
						502200	510396	518598	526800	534996	MPR	Tune-up Limit	502200	510396	518598	526800	534996	MPR	Tune-up Limit
						2511 MHz	2551.98 MHz	2592.99 MHz	2634 MHz	2674.98 MHz			2511 MHz	2551.98 MHz	2592.99 MHz	2634 MHz	2674.98 MHz		
30	DFT-s	30	π/2 BPSK	1	1	25.1	24.8	24.9	24.9	24.9	0	25.7	18.9	18.9	19.0	19.1	19.0	0	20
				1	38	24.9	24.9	25.0	25.0	25.1	0	25.7	19.0	19.0	19.0	19.1	19.0	0	20
				1	76	24.8	24.9	24.9	25.0	24.9	0	25.7	18.9	19.0	19.0	19.0	18.9	0	20
				36	18	25.1	25.0	24.9	24.9	24.9	0	25.7	19.1	19.1	19.0	19.0	19.0	0	20
			QPSK	1	1	24.9	24.9	25.0	25.0	24.9	0	25.7	19.0	18.9	19.1	19.1	18.9	0	20
				1	38	24.8	24.8	25.0	25.1	25.0	0	25.7	19.1	18.9	19.0	19.0	19.1	0	20
				1	76	25.1	24.9	25.0	25.0	24.8	0	25.7	18.9	19.0	19.1	18.9	19.0	0	20
				36	18	24.9	24.8	24.8	24.9	24.8	0	25.7	18.9	19.0	19.0	19.0	19.0	0	20
BW (MHz)	OFDM Modulation Scheme	SCS (kHz)	Mode	RB Allocation	RB offset	Power Mode A (dBm)							Power Mode B (dBm)						
						501198	509898	518598	527298	535998	MPR	Tune-up Limit	501198	509898	518598	527298	535998	MPR	Tune-up Limit
						2505.99 MHz	2549.49 MHz	2592.99 MHz	2636.49 MHz	2679.99 MHz			2505.99 MHz	2549.49 MHz	2592.99 MHz	2636.49 MHz	2679.99 MHz		
20	DFT-s	30	π/2 BPSK	1	1	24.8	25.0	25.0	25.0	24.9	0	25.7	19.1	18.9	18.9	19.0	19.0	0	20
				1	25	25.1	24.9	24.8	25.0	25.1	0	25.7	19.0	19.0	18.9	19.0	19.0	0	20
				1	49	24.9	24.9	24.8	25.0	24.8	0	25.7	18.9	19.0	19.1	19.0	19.0	0	20
				25	12	24.9	25.0	25.0	25.1	24.8	0	25.7	19.1	19.1	19.0	19.0	19.0	0	20
			QPSK	1	1	24.9	25.1	25.0	24.9	25.1	0	25.7	19.0	19.0	19.1	19.0	19.0	0	20
				1	25	25.0	24.8	25.0	25.0	24.8	0	25.7	19.1	18.9	19.0	19.1	19.0	0	20
				1	49	25.0	25.1	25.0	24.9	24.9	0	25.7	19.0	19.1	18.9	19.0	19.0	0	20
				25	12	25.0	24.9	25.0	25.1	24.9	0	25.7	19.1	19.0	19.1	18.9	19.0	0	20

This report shall not be reproduced without the written approval of UL Verification Services Inc.

NR Band 41 Measured Results (ANT2)

BW (MHz)	OFDM Modulation Scheme	SCS (kHz)	Mode	RB Allocation	RB offset	Power Mode A (dBm)							Power Mode B (dBm)						
								518598			MPR	Tune-up Limit			518598			MPR	Tune-up Limit
								2592.99 MHz							2592.99 MHz				
100	DFT-s	30	π/2 BPSK	1	1			18.3			0	19			18.7			0	19.4
				1	136			18.4			0	19			18.8			0	19.4
				1	271			18.3			0	19			18.7			0	19.4
				135	67			18.4			0	19			18.8			0	19.4
			QPSK	1	1			18.4			0	19			18.8			0	19.4
				1	136			18.2			0	19			18.6			0	19.4
				1	271			18.3			0	19			18.7			0	19.4
				135	67			18.2			0	19			18.6			0	19.4

BW (MHz)	OFDM Modulation Scheme	SCS (kHz)	Mode	RB Allocation	RB offset	Power Mode A (dBm)							Power Mode B (dBm)						
								518598			MPR	Tune-up Limit			518598			MPR	Tune-up Limit
								2592.99 MHz							2592.99 MHz				
90	DFT-s	30	π/2 BPSK	1	1			18.2			0	19			18.6			0	19.4
				1	122			18.2			0	19			18.6			0	19.4
				1	243			18.2			0	19			18.6			0	19.4
				121	60			18.1			0	19			18.5			0	19.4
			QPSK	1	1			18.4			0	19			18.8			0	19.4
				1	122			18.3			0	19			18.7			0	19.4
				1	243			18.3			0	19			18.7			0	19.4
				121	60			18.4			0	19			18.8			0	19.4

BW (MHz)	OFDM Modulation Scheme	SCS (kHz)	Mode	RB Allocation	RB offset	Power Mode A (dBm)							Power Mode B (dBm)						
								518598			MPR	Tune-up Limit			518598			MPR	Tune-up Limit
								2592.99 MHz							2592.99 MHz				
80	DFT-s	30	π/2 BPSK	1	1			18.4			0	19			18.8			0	19.4
				1	108			18.2			0	19			18.6			0	19.4
				1	215			18.3			0	19			18.7			0	19.4
				108	54			18.2			0	19			18.6			0	19.4
			QPSK	1	1			18.3			0	19			18.7			0	19.4
				1	108			18.2			0	19			18.6			0	19.4
				1	215			18.3			0	19			18.7			0	19.4
				108	54			18.3			0	19			18.7			0	19.4

BW (MHz)	OFDM Modulation Scheme	SCS (kHz)	Mode	RB Allocation	RB offset	Power Mode A (dBm)							Power Mode B (dBm)						
								518598			MPR	Tune-up Limit			518598			MPR	Tune-up Limit
								2592.99 MHz							2592.99 MHz				
70	DFT-s	30	π/2 BPSK	1	1			18.2			0	19			18.6			0	19.4
				1	91			18.1			0	19			18.5			0	19.4
				1	187			18.4			0	19			18.8			0	19.4
				94	47			18.2			0	19			18.6			0	19.4
			QPSK	1	1			18.3			0	19			18.7			0	19.4
				1	91			18.4			0	19			18.8			0	19.4
				1	187			18.2			0	19			18.6			0	19.4
				94	47			18.3			0	19			18.7			0	19.4

BW (MHz)	OFDM Modulation Scheme	SCS (kHz)	Mode	RB Allocation	RB offset	Power Mode A (dBm)							Power Mode B (dBm)						
								518598			MPR	Tune-up Limit			518598			MPR	Tune-up Limit
								2592.99 MHz							2592.99 MHz				
60	DFT-s	30	π/2 BPSK	1	1			18.3			0	19			18.7			0	19.4
				1	80			18.2			0	19			18.6			0	19.4
				1	160			18.4			0	19			18.8			0	19.4
				81	40			18.3			0	19			18.7			0	19.4
			QPSK	1	1			18.3			0	19			18.7			0	19.4
				1	80			18.4			0	19			18.8			0	19.4
				1	160			18.2			0	19			18.6			0	19.4
				81	40			18.3			0	19			18.7			0	19.4

BW (MHz)	OFDM Modulation Scheme	SCS (kHz)	Mode	RB Allocation	RB offset	Power Mode A (dBm)							Power Mode B (dBm)						
								518598			MPR	Tune-up Limit			518598			MPR	Tune-up Limit
								2592.99 MHz							2592.99 MHz				
50	DFT-s	30	π/2 BPSK	1	1			18.4			0	19			18.8			0	19.4
				1	66			18.2			0	19			18.6			0	19.4
				1	131			18.2			0	19			18.6			0	19.4
				64	32			18.2			0	19			18.6			0	19.4
			QPSK	1	1			18.3			0	19			18.7			0	19.4
				1	66			18.3			0	19			18.7			0	19.4
				1	131			18.2			0	19			18.6			0	19.4
				64	32			18.1			0	19			18.5			0	19.4

BW (MHz)	OFDM Modulation Scheme	Mode	Mode	RB Allocation	RB offset	Power Mode A (dBm)							Power Mode B (dBm)						
						503196	510900	518598	526296	533994	MPR	Tune-up Limit	503196	510900	518598	526296	533994	MPR	Tune-up Limit
						2515.98 MHz	2554.5 MHz	2592.99 MHz	2631.48 MHz	2669.97 MHz			2515.98 MHz	2554.5 MHz	2592.99 MHz	2631.48 MHz	2669.97 MHz		
40	DFT-s	30	π/2 BPSK	1	1	18.3	18.3	18.4	18.2	18.2	0	19	18.7	18.7	18.8	18.6	18.6	0	19.4
				1	52	18.3	18.4	18.4	18.4	18.3	0	19	18.7	18.8	18.8	18.8	18.7	0	19.4
				1	104	18.1	18.3	18.3	18.3	18.1	0	19	18.5	18.7	18.7	18.7	18.5	0	19.4
				50	25	18.2	18.3	18.3	18.2	18.1	0	19	18.6	18.7	18.7	18.6	18.5	0	19.4
			QPSK	1	1	18.3	18.2	18.3	18.2	18.2	0	19	18.7	18.6	18.7	18.6	18.6	0	19.4
				1	52	18.2	18.1	18.2	18.2	18.3	0	19	18.6	18.5	18.6	18.6	18.7	0	19.4
				1	104	18.3	18.4	18.2	18.4	18.2	0	19	18.7	18.8	18.6	18.8	18.6	0	19.4
				50	25	18.2	18.2	18.2	18.2	18.3	0	19	18.6	18.6	18.6	18.6	18.7	0	19.4

BW (MHz)	OFDM Modulation Scheme	SCS (kHz)	Mode	RB Allocation	RB offset	Power Mode A (dBm)							Power Mode B (dBm)						
						502200	510396	518598	526800	534996	MPR	Tune-up Limit	502200	510396	518598	526800	534996	MPR	Tune-up Limit
						2511 MHz	2551.98 MHz	2592.99 MHz	2634 MHz	2674.98 MHz			2511 MHz	2551.98 MHz	2592.99 MHz	2634 MHz	2674.98 MHz		
30	DFT-s	30	π/2 BPSK	1	1	18.2	18.3	18.1	18.2	18.2	0	19	18.6	18.7	18.5	18.6	18.6	0	19.4
				1	38	18.3	18.3	18.2	18.2	18.4	0	19	18.7	18.7	18.6	18.6	18.8	0	19.4
				1	76	18.3	18.1	18.4	18.2	18.1	0	19	18.7	18.5	18.8	18.6	18.5	0	19.4
				36	18	18.2	18.2	18.1	18.2	18.3	0	19	18.6	18.6	18.5	18.6	18.7	0	19.4
			QPSK	1	1	18.3	18.3	18.3	18.3	18.1	0	19	18.7	18.7	18.7	18.7	18.5	0	19.4
				1	38	18.1	18.2	18.3	18.1	18.2	0	19	18.5	18.6	18.7	18.5	18.6	0	19.4
				1	76	18.2	18.3	18.3	18.3	18.4	0	19	18.6	18.7	18.7	18.7	18.8	0	19.4
				36	18	18.3	18.2	18.3	18.4	18.2	0	19	18.7	18.6	18.7	18.8	18.6	0	19.4

BW (MHz)	OFDM Modulation Scheme	SCS (kHz)	Mode	RB Allocation	RB offset	Power Mode A (dBm)							Power Mode B (dBm)						
						501198	509898	518598	527298	535998	MPR	Tune-up Limit	501198	509898	518598	527298	535998	MPR	Tune-up Limit
						2505.99 MHz	2549.49 MHz	2592.99 MHz	2636.49 MHz	2679.99 MHz			2505.99 MHz	2549.49 MHz	2592.99 MHz	2636.49 MHz	2679.99 MHz		
20	DFT-s	30	π/2 BPSK	1	1	18.4	18.2	18.1	18.3	18.4	0	19	18.8	18.6	18.5	18.7	18.8	0	19.4
				1	25	18.1	18.2	18.3	18.2	18.3	0	19	18.5	18.6	18.7	18.6	18.7	0	19.4
				1	49	18.4	18.2	18.2	18.3	18.4	0	19	18.8	18.6	18.6	18.7	18.8	0	19.4
				25	12	18.2	18.2	18.4	18.2	18.3	0	19	18.6	18.6	18.8	18.6	18.7	0	19.4
			QPSK	1	1	18.2	18.2	18.2	18.2	18.4	0	19	18.6	18.6	18.6	18.6	18.8	0	19.4
				1	25	18.1	18.3	18.3	18.4	18.1	0	19	18.5	18.7	18.7	18.8	18.5	0	19.4
				1	49	18.3	18.2	18.2	18.3	18.2	0	19	18.7	18.6	18.6	18.7	18.6	0	19.4
				25	12	18.3	18.3	18.2	18.3	18.4	0	19	18.7	18.7	18.6	18.7	18.8	0	19.4

This report shall not be reproduced without the written approval of UL Verification Services Inc.

NR Band 41 Measured Results (ANT3)

BW (MHz)	OFDM Modulation Scheme	SCS (kHz)	Mode	RB Allocation	RB offset	Power Mode A (dBm)							Power Mode B (dBm)						
								518598			MPR	Tune-up Limit			518598			MPR	Tune-up Limit
								2592.99 MHz							2592.99 MHz				
100	DFT-s	30	π/2 BPSK	1	1			23.1			0	23.6			18.2			0	19
				1	136			23.1			0	23.6			18.3			0	19
				1	271			23.0			0	23.6			18.2			0	19
				135	67			23.1			0	23.6			18.3			0	19
			QPSK	1	1			23.1			0	23.6			18.3			0	19
				1	136			22.9			0	23.6			18.2			0	19
				1	271			23.0			0	23.6			18.2			0	19
				135	67			22.8			0	23.6			17.9			0	19

BW (MHz)	OFDM Modulation Scheme	SCS (kHz)	Mode	RB Allocation	RB offset	Power Mode A (dBm)							Power Mode B (dBm)						
								518598			MPR	Tune-up Limit			518598			MPR	Tune-up Limit
								2592.99 MHz							2592.99 MHz				
90	DFT-s	30	π/2 BPSK	1	1			22.9			0	23.6			18.1			0	19
				1	122			22.8			0	23.6			18.3			0	19
				1	243			23.0			0	23.6			18.0			0	19
				121	60			23.1			0	23.6			18.1			0	19
			QPSK	1	1			22.9			0	23.6			18.1			0	19
				1	122			22.9			0	23.6			18.2			0	19
				1	243			22.9			0	23.6			18.3			0	19
				121	60			23.0			0	23.6			18.1			0	19

BW (MHz)	OFDM Modulation Scheme	SCS (kHz)	Mode	RB Allocation	RB offset	Power Mode A (dBm)							Power Mode B (dBm)						
								518598			MPR	Tune-up Limit			518598			MPR	Tune-up Limit
								2592.99 MHz							2592.99 MHz				
80	DFT-s	30	π/2 BPSK	1	1			23.0			0	23.6			18.1			0	19
				1	108			22.8			0	23.6			18.1			0	19
				1	215			23.0			0	23.6			18.3			0	19
				108	54			22.9			0	23.6			18.1			0	19
			QPSK	1	1			22.9			0	23.6			18.3			0	19
				1	108			23.0			0	23.6			18.2			0	19
				1	215			23.0			0	23.6			18.0			0	19
				108	54			23.0			0	23.6			18.3			0	19

BW (MHz)	OFDM Modulation Scheme	SCS (kHz)	Mode	RB Allocation	RB offset	Power Mode A (dBm)							Power Mode B (dBm)						
								518598			MPR	Tune-up Limit			518598			MPR	Tune-up Limit
								2592.99 MHz							2592.99 MHz				
70	DFT-s	30	π/2 BPSK	1	1			22.9			0	23.6			18.0			0	19
				1	91			22.9			0	23.6			18.2			0	19
				1	187			22.9			0	23.6			18.2			0	19
				94	47			23.0			0	23.6			18.2			0	19
			QPSK	1	1			23.1			0	23.6			18.3			0	19
				1	91			23.0			0	23.6			18.1			0	19
				1	187			22.8			0	23.6			18.0			0	19
				94	47			23.0			0	23.6			18.2			0	19

BW (MHz)	OFDM Modulation Scheme	SCS (kHz)	Mode	RB Allocation	RB offset	Power Mode A (dBm)							Power Mode B (dBm)						
								518598			MPR	Tune-up Limit			518598			MPR	Tune-up Limit
								2592.99 MHz							2592.99 MHz				
60	DFT-s	30	π/2 BPSK	1	1			22.8			0	23.6			18.3			0	19
				1	80			23.0			0	23.6			18.3			0	19
				1	160			22.8			0	23.6			18.3			0	19
				81	40			23.1			0	23.6			18.1			0	19
			QPSK	1	1			23.0			0	23.6			18.2			0	19
				1	80			22.9			0	23.6			18.2			0	19
				1	160			23.1			0	23.6			18.3			0	19
				81	40			23.0			0	23.6			18.2			0	19

BW (MHz)	OFDM Modulation Scheme	SCS (kHz)	Mode	RB Allocation	RB offset	Power Mode A (dBm)							Power Mode B (dBm)						
								518598			MPR	Tune-up Limit			518598			MPR	Tune-up Limit
								2592.99 MHz							2592.99 MHz				
50	DFT-s	30	π/2 BPSK	1	1			22.9			0	23.6			18.3			0	19
				1	66			23.1			0	23.6			18.1			0	19
				1	131			22.8			0	23.6			18.1			0	19
				64	32			23.0			0	23.6			18.2			0	19
			QPSK	1	1			23.0			0	23.6			18.0			0	19
				1	66			23.0			0	23.6			18.2			0	19
				1	131			22.8			0	23.6			18.2			0	19
				64	32			22.9			0	23.6			18.3			0	19

BW (MHz)	OFDM Modulation Scheme	Mode	Mode	RB Allocation	RB offset	Power Mode A (dBm)							Power Mode B (dBm)						
						503196	510900	518598	526296	533994	MPR	Tune-up Limit	503196	510900	518598	526296	533994	MPR	Tune-up Limit
						2515.98 MHz	2554.5 MHz	2592.99 MHz	2631.48 MHz	2669.97 MHz			2515.98 MHz	2554.5 MHz	2592.99 MHz	2631.48 MHz	2669.97 MHz		
40	DFT-s	30	π/2 BPSK	1	1	22.9	22.9	22.9	22.9	23.1	0	23.6	18.2	18.0	18.2	18.1	18.1	0	19
				1	52	22.8	22.9	22.9	23.0	23.1	0	23.6	18.2	18.3	18.1	18.2	18.3	0	19
				1	104	22.8	22.9	22.9	22.8	22.9	0	23.6	18.3	18.3	18.2	18.2	18.1	0	19
				50	25	23.1	23.0	22.9	23.1	23.1	0	23.6	18.1	18.1	18.0	18.1	18.1	0	19
			QPSK	1	1	22.9	22.9	22.9	22.9	22.9	0	23.6	18.1	18.2	18.1	18.0	18.1	0	19
				1	52	23.0	23.0	23.1	23.1	23.0	0	23.6	18.3	18.2	18.2	18.1	18.1	0	19
				1	104	23.0	22.9	22.9	22.9	22.8	0	23.6	18.1	18.3	18.0	18.2	18.2	0	19
				50	25	22.8	23.0	22.8	23.1	22.9	0	23.6	18.2	18.0	18.1	18.1	18.2	0	19

BW (MHz)	OFDM Modulation Scheme	SCS (kHz)	Mode	RB Allocation	RB offset	Power Mode A (dBm)							Power Mode B (dBm)						
						502200	510396	518598	526800	534996	MPR	Tune-up Limit	502200	510396	518598	526800	534996	MPR	Tune-up Limit
						2511 MHz	2551.98 MHz	2592.99 MHz	2634 MHz	2674.98 MHz			2511 MHz	2551.98 MHz	2592.99 MHz	2634 MHz	2674.98 MHz		
30	DFT-s	30	π/2 BPSK	1	1	23.0	23.1	23.0	22.9	23.0	0	23.6	18.2	18.2	18.2	18.2	18.2	0	19
				1	38	22.8	23.0	22.9	23.1	23.1	0	23.6	18.2	18.2	18.3	18.1	18.1	0	19
				1	76	23.0	23.0	23.0	23.0	22.9	0	23.6	18.2	18.1	18.2	18.0	18.2	0	19
				36	18	22.9	22.8	23.1	23.0	23.1	0	23.6	18.1	18.2	18.1	18.2	18.3	0	19
			QPSK	1	1	22.8	22.9	23.1	23.0	23.1	0	23.6	18.0	18.1	18.2	18.2	18.2	0	19
				1	38	23.0	22.8	22.9	23.0	22.9	0	23.6	18.3	18.2	18.1	18.3	18.2	0	19
				1	76	23.1	22.8	22.8	22.9	23.0	0	23.6	18.2	18.1	18.1	18.2	18.3	0	19
				36	18	23.1	23.0	22.8	23.0	22.8	0	23.6	18.2	18.2	18.3	18.1	18.0	0	19

BW (MHz)	OFDM Modulation Scheme	SCS (kHz)	Mode	RB Allocation	RB offset	Power Mode A (dBm)							Power Mode B (dBm)						
						501198	509898	518598	527298	535998	MPR	Tune-up Limit	501198	509898	518598	527298	535998	MPR	Tune-up Limit
						2505.99 MHz	2549.49 MHz	2592.99 MHz	2636.49 MHz	2679.99 MHz			2505.99 MHz	2549.49 MHz	2592.99 MHz	2636.49 MHz	2679.99 MHz		
20	DFT-s	30	π/2 BPSK	1	1	22.8	22.8	22.8	22.9	22.9	0	23.6	18.0	18.0	18.2	18.0	18.0	0	19
				1	25	23.0	23.0	22.9	22.8	23.0	0	23.6	18.2	18.2	18.2	18.2	18.0	0	19
				1	49	23.0	22.9	23.1	23.0	23.1	0	23.6	18.1	18.1	18.2	18.1	18.2	0	19
				25	12	22.9	22.8	22.8	23.1	22.8	0	23.6	18.2	18.2	18.2	18.2	18.0	0	19
			QPSK	1	1	22.8	23.0	23.1	22.9	22.9	0	23.6	18.3	18.3	18.2	18.1	18.0	0	19
				1	25	23.0	22.9	23.0	22.9	23.1	0	23.6	18.2	18.1	18.1	18.1	18.0	0	19
				1	49	22.8	23.1	23.0	22.9	23.1	0	23.6	18.1	18.1	18.1	18.2	18.2	0	19
				25	12	22.8	23.1	22.8	23.0	23.0	0	23.6	18.2	18.2	18.2	18.2	18.1	0	19

This report shall not be reproduced without the written approval of UL Verification Services Inc.

NR Band 41 Measured Results (ANT4)

BW (MHz)	OFDM Modulation Scheme	SCS (kHz)	Mode	RB Allocation	RB offset	Power Mode A (dBm)							Power Mode B (dBm)						
								518598			MPR	Tune-up Limit			518598			MPR	Tune-up Limit
								2592.99 MHz							2592.99 MHz				
100	DFT-s	30	π/2 BPSK	1	1			16.8			0	17.5			17.1			0	17.7
				1	136			16.9			0	17.5			17.2			0	17.7
				1	271			16.8			0	17.5			17.2			0	17.7
				135	67			16.8			0	17.5			17.2			0	17.7
			QPSK	1	1			16.9			0	17.5			17.0			0	17.7
				1	136			16.8			0	17.5			17.1			0	17.7
				1	271			16.8			0	17.5			17.1			0	17.7
				135	67			16.8			0	17.5			17.0			0	17.7

BW (MHz)	OFDM Modulation Scheme	SCS (kHz)	Mode	RB Allocation	RB offset	Power Mode A (dBm)							Power Mode B (dBm)						
								518598			MPR	Tune-up Limit			518598			MPR	Tune-up Limit
								2592.99 MHz							2592.99 MHz				
90	DFT-s	30	π/2 BPSK	1	1			16.8			0	17.5			17.0			0	17.7
				1	122			16.8			0	17.5			17.0			0	17.7
				1	243			16.8			0	17.5			17.0			0	17.7
				121	60			16.8			0	17.5			17.0			0	17.7
			QPSK	1	1			16.9			0	17.5			17.0			0	17.7
				1	122			16.8			0	17.5			17.0			0	17.7
				1	243			16.8			0	17.5			17.0			0	17.7
				121	60			16.8			0	17.5			17.0			0	17.7

BW (MHz)	OFDM Modulation Scheme	SCS (kHz)	Mode	RB Allocation	RB offset	Power Mode A (dBm)							Power Mode B (dBm)						
								518598			MPR	Tune-up Limit			518598			MPR	Tune-up Limit
								2592.99 MHz							2592.99 MHz				
80	DFT-s	30	π/2 BPSK	1	1			16.8			0	17.5			17.0			0	17.7
				1	108			16.8			0	17.5			17.0			0	17.7
				1	215			16.8			0	17.5			17.0			0	17.7
				108	54			16.8			0	17.5			17.0			0	17.7
			QPSK	1	1			16.9			0	17.5			17.0			0	17.7
				1	108			16.8			0	17.5			17.0			0	17.7
				1	215			16.8			0	17.5			17.0			0	17.7
				108	54			16.8			0	17.5			17.0			0	17.7

BW (MHz)	OFDM Modulation Scheme	SCS (kHz)	Mode	RB Allocation	RB offset	Power Mode A (dBm)							Power Mode B (dBm)						
								518598			MPR	Tune-up Limit			518598			MPR	Tune-up Limit
								2592.99 MHz							2592.99 MHz				
70	DFT-s	30	π/2 BPSK	1	1			16.8			0	17.5			17.0			0	17.7
				1	91			16.8			0	17.5			17.0			0	17.7
				1	187			16.8			0	17.5			17.0			0	17.7
				94	47			16.8			0	17.5			17.0			0	17.7
			QPSK	1	1			16.9			0	17.5			17.0			0	17.7
				1	91			16.8			0	17.5			17.0			0	17.7
				1	187			16.8			0	17.5			17.0			0	17.7
				94	47			16.8			0	17.5			17.0			0	17.7

BW (MHz)	OFDM Modulation Scheme	SCS (kHz)	Mode	RB Allocation	RB offset	Power Mode A (dBm)							Power Mode B (dBm)						
								518598			MPR	Tune-up Limit			518598			MPR	Tune-up Limit
								2592.99 MHz							2592.99 MHz				
60	DFT-s	30	π/2 BPSK	1	1			16.8			0	17.5			17.0			0	17.7
				1	80			16.8			0	17.5			17.0			0	17.7
				1	160			16.8			0	17.5			17.0			0	17.7
				81	40			16.8			0	17.5			17.0			0	17.7
			QPSK	1	1			16.9			0	17.5			17.0			0	17.7
				1	80			16.8			0	17.5			17.0			0	17.7
				1	160			16.8			0	17.5			17.0			0	17.7
				81	40			16.8			0	17.5			17.0			0	17.7

BW (MHz)	OFDM Modulation Scheme	SCS (kHz)	Mode	RB Allocation	RB offset	Power Mode A (dBm)							Power Mode B (dBm)						
								518598			MPR	Tune-up Limit			518598			MPR	Tune-up Limit
								2592.99 MHz							2592.99 MHz				
50	DFT-s	30	π/2 BPSK	1	1			16.8			0	17.5			17.0			0	17.7
				1	66			16.8			0	17.5			17.0			0	17.7
				1	131			16.8			0	17.5			17.0			0	17.7
				64	32			16.8			0	17.5			17.0			0	17.7
			QPSK	1	1			16.9			0	17.5			17.0			0	17.7
				1	66			16.8			0	17.5			17.0			0	17.7
				1	131			16.8			0	17.5			17.0			0	17.7
				64	32			16.8			0	17.5			17.0			0	17.7

BW (MHz)	OFDM Modulation Scheme	Mode	Mode	RB Allocation	RB offset	Power Mode A (dBm)							Power Mode B (dBm)						
						503196	510900	518598	526296	533994	MPR	Tune-up Limit	503196	510900	518598	526296	533994	MPR	Tune-up Limit
						2515.98 MHz	2554.5 MHz	2592.99 MHz	2631.48 MHz	2669.97 MHz			2515.98 MHz	2554.5 MHz	2592.99 MHz	2631.48 MHz	2669.97 MHz		
40	DFT-s	30	π/2 BPSK	1	1	16.8	16.8	16.8	16.8	16.8	0	17.5	17.0	17.0	17.0	17.0	17.0	0	17.7
				1	52	16.8	16.8	16.8	16.8	16.8	0	17.5	17.0	17.0	17.0	17.0	17.0	0	17.7
				1	104	16.8	16.8	16.8	16.8	16.8	0	17.5	17.0	17.0	17.0	17.0	17.0	0	17.7
				50	25	16.8	16.8	16.8	16.8	16.8	0	17.5	17.0	17.0	17.0	17.0	17.0	0	17.7
			QPSK	1	1	16.9	16.9	16.9	16.9	16.9	0	17.5	17.0	17.0	17.0	17.0	17.0	0	17.7
				1	52	16.8	16.8	16.8	16.8	16.8	0	17.5	17.0	17.0	17.0	17.0	17.0	0	17.7
				1	104	16.8	16.8	16.8	16.8	16.8	0	17.5	17.0	17.0	17.0	17.0	17.0	0	17.7
				50	25	16.8	16.8	16.8	16.8	16.8	0	17.5	17.0	17.0	17.0	17.0	17.0	0	17.7

BW (MHz)	OFDM Modulation Scheme	SCS (kHz)	Mode	RB Allocation	RB offset	Power Mode A (dBm)							Power Mode B (dBm)						
						502200	510396	518598	526800	534996	MPR	Tune-up Limit	502200	510396	518598	526800	534996	MPR	Tune-up Limit
						2511 MHz	2551.98 MHz	2592.99 MHz	2634 MHz	2674.98 MHz			2511 MHz	2551.98 MHz	2592.99 MHz	2634 MHz	2674.98 MHz		
30	DFT-s	30	π/2 BPSK	1	1	16.8	16.8	16.8	16.8	16.8	0	17.5	17.0	17.0	17.0	17.0	17.0	0	17.7
				1	38	16.8	16.8	16.8	16.8	16.8	0	17.5	17.0	17.0	17.0	17.0	17.0	0	17.7
				1	76	16.8	16.8	16.8	16.8	16.8	0	17.5	17.0	17.0	17.0	17.0	17.0	0	17.7
				36	18	16.8	16.8	16.8	16.8	16.8	0	17.5	17.0	17.0	17.0	17.0	17.0	0	17.7
			QPSK	1	1	16.9	16.9	16.9	16.9	16.9	0	17.5	17.0	17.0	17.0	17.0	17.0	0	17.7
				1	38	16.8	16.8	16.8	16.8	16.8	0	17.5	17.0	17.0	17.0	17.0	17.0	0	17.7
				1	76	16.8	16.8	16.8	16.8	16.8	0	17.5	17.0	17.0	17.0	17.0	17.0	0	17.7
				36	18	16.8	16.8	16.8	16.8	16.8	0	17.5	17.0	17.0	17.0	17.0	17.0	0	17.7

BW (MHz)	OFDM Modulation Scheme	SCS (kHz)	Mode	RB Allocation	RB offset	Power Mode A (dBm)							Power Mode B (dBm)						
						501198	509898	518598	527298	535998	MPR	Tune-up Limit	501198	509898	518598	527298	535998	MPR	Tune-up Limit
						2505.99 MHz	2549.49 MHz	2592.99 MHz	2636.49 MHz	2679.99 MHz			2505.99 MHz	2549.49 MHz	2592.99 MHz	2636.49 MHz	2679.99 MHz		
20	DFT-s	30	π/2 BPSK	1	1	16.8	16.8	16.8	16.8	16.8	0	17.5	17.0	17.0	17.0	17.0	17.0	0	17.7
				1	25	16.8	16.8	16.8	16.8	16.8	0	17.5	17.0	17.0	17.0	17.0	17.0	0	17.7
				1	49	16.8	16.8	16.8	16.8	16.8	0	17.5	17.0	17.0	17.0	17.0	17.0	0	17.7
				25	12	16.8	16.8	16.8	16.8	16.8	0	17.5	17.0	17.0	17.0	17.0	17.0	0	17.7
			QPSK	1	1	16.9	16.9	16.9	16.9	16.9	0	17.5	17.0	17.0	17.0	17.0	17.0	0	17.7
				1	25	16.8	16.8	16.8	16.8	16.8	0	17.5	17.0	17.0	17.0	17.0	17.0	0	17.7
				1	49	16.8	16.8	16.8	16.8	16.8	0	17.5	17.0	17.0	17.0	17.0	17.0	0	17.7
				25	12	16.8	16.8	16.8	16.8	16.8	0	17.5	17.0	17.0	17.0	17.0	17.0	0	17.7

This report shall not be reproduced without the written approval of UL Verification Services Inc.

NR Band 53 Measured Results (ANT1)

BW (MHz)	OFDM Modulation Scheme	SCS (kHz)	Mode	RB Allocation	RB offset	Power Mode A (dBm)					Power Mode B (dBm)				
							497860		MPR	Tune-up Limit		497860		MPR	Tune-up Limit
							2489.3 MHz					2489.3 MHz			
10	DFT-s	30	π/2 BPSK	1	1		19.9		0	20.7		18.0		0	19.2
				1	11		20.0		0	20.7		18.1		0	19.2
				1	22		20.0		0	20.7		18.1		0	19.2
				12	6		19.9		0	20.7		17.9		0	19.2
			QPSK	1	1		19.9		0	20.7		18.0		0	19.2
				1	11		19.9		0	20.7		17.9		0	19.2
				1	22		19.9		0	20.7		18.1		0	19.2
				12	6		19.9		0	20.7		17.9		0	19.2

NR Band 53 Measured Results (ANT2)

BW (MHz)	OFDM Modulation Scheme	SCS (kHz)	Mode	RB Allocation	RB offset	Power Mode A (dBm)					Power Mode B (dBm)				
							497860		MPR	Tune-up Limit		497860		MPR	Tune-up Limit
							2489.3 MHz					2489.3 MHz			
10	DFT-s	30	π/2 BPSK	1	1		18.3		0	18.7		18.3		0	18.7
				1	11		18.3		0	18.7		18.3		0	18.7
				1	22		18.3		0	18.7		18.3		0	18.7
				12	6		18.3		0	18.7		18.3		0	18.7
			QPSK	1	1		18.0		0	18.7		18.0		0	18.7
				1	11		18.0		0	18.7		18.0		0	18.7
				1	22		18.0		0	18.7		18.0		0	18.7
				12	6		18.0		0	18.7		18.0		0	18.7

This report shall not be reproduced without the written approval of UL Verification Services Inc.

NR Band 66 Measured Results (ANT1)

BW (MHz)	OFDM Modulation Scheme	Mode	Mode	RB Allocation	RB offset	Power Mode A (dBm)					Power Mode B (dBm)				
						[redacted]	349000	[redacted]	MPR	Tune-up Limit	[redacted]	349000	[redacted]	MPR	Tune-up Limit
							1745 MHz					1745 MHz			
40	DFT-s	15	π/2 BPSK	1	1	[redacted]	25.1	[redacted]	0	25.2	[redacted]	18.5	[redacted]	0	19.1
				1	107	[redacted]	25.2	[redacted]	0	25.2	[redacted]	18.5	[redacted]	0	19.1
				1	214	[redacted]	25.2	[redacted]	0	25.2	[redacted]	18.4	[redacted]	0	19.1
				108	54	[redacted]	25.0	[redacted]	0	25.2	[redacted]	18.4	[redacted]	0	19.1
			QPSK	1	1	[redacted]	25.1	[redacted]	0	25.2	[redacted]	18.4	[redacted]	0	19.1
				1	107	[redacted]	25.0	[redacted]	0	25.2	[redacted]	18.4	[redacted]	0	19.1
				1	214	[redacted]	25.0	[redacted]	0	25.2	[redacted]	18.3	[redacted]	0	19.1
				108	54	[redacted]	24.9	[redacted]	0	25.2	[redacted]	18.4	[redacted]	0	19.1

BW (MHz)	OFDM Modulation Scheme	SCS (kHz)	Mode	RB Allocation	RB offset	Power Mode A (dBm)					Power Mode B (dBm)				
						[redacted]	349000	[redacted]	MPR	Tune-up Limit	[redacted]	349000	[redacted]	MPR	Tune-up Limit
							1745 MHz					1745 MHz			
30	DFT-s	15	π/2 BPSK	1	1	[redacted]	25.1	[redacted]	0	25.2	[redacted]	18.4	[redacted]	0	19.1
				1	79	[redacted]	24.9	[redacted]	0	25.2	[redacted]	18.4	[redacted]	0	19.1
				1	158	[redacted]	25.0	[redacted]	0	25.2	[redacted]	18.3	[redacted]	0	19.1
				80	40	[redacted]	24.9	[redacted]	0	25.2	[redacted]	18.3	[redacted]	0	19.1
			QPSK	1	1	[redacted]	25.0	[redacted]	0	25.2	[redacted]	18.3	[redacted]	0	19.1
				1	79	[redacted]	24.8	[redacted]	0	25.2	[redacted]	18.3	[redacted]	0	19.1
				1	158	[redacted]	25.1	[redacted]	0	25.2	[redacted]	18.3	[redacted]	0	19.1
				80	40	[redacted]	25.0	[redacted]	0	25.2	[redacted]	18.2	[redacted]	0	19.1

BW (MHz)	OFDM Modulation Scheme	SCS (kHz)	Mode	RB Allocation	RB offset	Power Mode A (dBm)					Power Mode B (dBm)				
						344000	349000	354000	MPR	Tune-up Limit	344000	349000	354000	MPR	Tune-up Limit
						1720 MHz	1745 MHz	1770 MHz			1720 MHz	1745 MHz	1770 MHz		
20	DFT-s	15	π/2 BPSK	1	1	25.1	25.0	25.1	0	25.2	18.2	18.4	18.3	0	19.1
				1	52	25.1	25.1	25.1	0	25.2	18.3	18.2	18.1	0	19.1
				1	104	25.2	25.2	25.0	0	25.2	18.2	18.3	18.1	0	19.1
				50	25	25.0	25.0	25.0	0	25.2	18.2	18.2	18.0	0	19.1
			QPSK	1	1	25.0	25.1	25.1	0	25.2	18.2	18.4	18.2	0	19.1
				1	52	25.0	25.1	25.0	0	25.2	18.2	18.2	18.1	0	19.1
				1	104	25.2	25.0	25.0	0	25.2	18.2	18.3	18.0	0	19.1
				50	25	25.0	25.1	25.1	0	25.2	18.2	18.1	18.0	0	19.1

BW (MHz)	OFDM Modulation Scheme	SCS (kHz)	Mode	RB Allocation	RB offset	Power Mode A (dBm)					Power Mode B (dBm)				
						343500	349000	354500	MPR	Tune-up Limit	343500	349000	354500	MPR	Tune-up Limit
						1717.5 MHz	1745 MHz	1772.5 MHz			1717.5 MHz	1745 MHz	1772.5 MHz		
15	DFT-s	15	π/2 BPSK	1	1	25.1	25.1	25.1	0	25.2	18.2	18.3	18.2	0	19.1
				1	39	25.1	25.0	24.9	0	25.2	18.4	18.2	18.0	0	19.1
				1	77	25.2	25.2	25.0	0	25.2	18.3	18.3	18.1	0	19.1
				36	18	25.0	25.0	24.9	0	25.2	18.2	18.1	18.1	0	19.1
			QPSK	1	1	25.1	25.0	25.0	0	25.2	18.2	18.2	18.2	0	19.1
				1	39	25.0	25.0	24.8	0	25.2	18.4	18.3	18.1	0	19.1
				1	77	25.0	25.1	25.1	0	25.2	18.4	18.2	17.9	0	19.1
				36	18	24.9	24.9	25.0	0	25.2	18.2	18.1	18.0	0	19.1

BW (MHz)	OFDM Modulation Scheme	SCS (kHz)	Mode	RB Allocation	RB offset	Power Mode A (dBm)					Power Mode B (dBm)				
						343000	349000	355000	MPR	Tune-up Limit	343000	349000	355000	MPR	Tune-up Limit
						1715 MHz	1745 MHz	1775 MHz			1715 MHz	1745 MHz	1775 MHz		
10	DFT-s	15	π/2 BPSK	1	1	24.9	24.9	24.9	0	25.2	18.1	18.2	18.0	0	19.1
				1	25	24.9	25.0	25.0	0	25.2	18.1	18.2	18.1	0	19.1
				1	50	24.9	24.9	25.0	0	25.2	18.1	18.3	18.0	0	19.1
				25	12	24.9	24.9	25.0	0	25.2	18.0	18.1	18.1	0	19.1
			QPSK	1	1	25.0	25.0	25.0	0	25.2	18.1	18.2	18.0	0	19.1
				1	25	25.1	25.2	25.1	0	25.2	18.0	18.1	18.1	0	19.1
				1	50	24.9	25.1	24.9	0	25.2	18.2	18.2	18.1	0	19.1
				25	12	24.8	25.0	25.0	0	25.2	18.1	18.2	18.0	0	19.1

BW (MHz)	OFDM Modulation Scheme	SCS (kHz)	Mode	RB Allocation	RB offset	Power Mode A (dBm)					Power Mode B (dBm)				
						342500	349000	355500	MPR	Tune-up Limit	342500	349000	355500	MPR	Tune-up Limit
						1712.5 MHz	1745 MHz	1777.5 MHz			1712.5 MHz	1745 MHz	1777.5 MHz		
5	DFT-s	15	π/2 BPSK	1	1	25.0	25.0	25.0	0	25.2	18.1	18.2	18.1	0	19.1
				1	12	25.0	25.0	25.1	0	25.2	18.1	18.3	18.1	0	19.1
				1	23	25.0	24.9	24.9	0	25.2	18.1	18.1	18.0	0	19.1
				12	6	24.9	24.9	24.9	0	25.2	18.2	18.2	18.1	0	19.1
			QPSK	1	1	25.0	25.0	25.0	0	25.2	18.1	18.2	18.1	0	19.1
				1	12	25.0	25.0	25.0	0	25.2	18.2	18.2	18.1	0	19.1
				1	23	25.0	25.0	24.8	0	25.2	18.1	18.3	18.1	0	19.1
				12	6	25.0	24.9	24.9	0	25.2	18.1	18.1	18.0	0	19.1

This report shall not be reproduced without the written approval of UL Verification Services Inc.

NR Band 66 Measured Results (ANT2)

BW (MHz)	OFDM Modulation Scheme	Mode	Mode	RB Allocation	RB offset	Power Mode A (dBm)					Power Mode B (dBm)				
						[redacted]	349000	[redacted]	MPR	Tune-up Limit	[redacted]	349000	[redacted]	MPR	Tune-up Limit
							1745 MHz					1745 MHz			
40	DFT-s	15	π/2 BPSK	1	1	[redacted]	22.0	[redacted]	0	22.6	[redacted]	22.5	[redacted]	0	23
				1	107	[redacted]	22.0	[redacted]	0	22.6	[redacted]	22.5	[redacted]	0	23
				1	214	[redacted]	22.0	[redacted]	0	22.6	[redacted]	22.5	[redacted]	0	23
				108	54	[redacted]	22.0	[redacted]	0	22.6	[redacted]	22.5	[redacted]	0	23
			QPSK	1	1	[redacted]	22.0	[redacted]	0	22.6	[redacted]	22.5	[redacted]	0	23
				1	107	[redacted]	22.0	[redacted]	0	22.6	[redacted]	22.5	[redacted]	0	23
				1	214	[redacted]	22.0	[redacted]	0	22.6	[redacted]	22.5	[redacted]	0	23
				108	54	[redacted]	22.0	[redacted]	0	22.6	[redacted]	22.5	[redacted]	0	23

BW (MHz)	OFDM Modulation Scheme	SCS (kHz)	Mode	RB Allocation	RB offset	Power Mode A (dBm)					Power Mode B (dBm)				
						[redacted]	349000	[redacted]	MPR	Tune-up Limit	[redacted]	349000	[redacted]	MPR	Tune-up Limit
							1745 MHz					1745 MHz			
30	DFT-s	15	π/2 BPSK	1	1	[redacted]	21.9	[redacted]	0	22.6	[redacted]	22.5	[redacted]	0	23
				1	79	[redacted]	21.8	[redacted]	0	22.6	[redacted]	22.4	[redacted]	0	23
				1	158	[redacted]	22.0	[redacted]	0	22.6	[redacted]	22.4	[redacted]	0	23
				80	40	[redacted]	21.8	[redacted]	0	22.6	[redacted]	22.5	[redacted]	0	23
			QPSK	1	1	[redacted]	22.0	[redacted]	0	22.6	[redacted]	22.2	[redacted]	0	23
				1	79	[redacted]	22.0	[redacted]	0	22.6	[redacted]	22.3	[redacted]	0	23
				1	158	[redacted]	21.9	[redacted]	0	22.6	[redacted]	22.3	[redacted]	0	23
				80	40	[redacted]	21.9	[redacted]	0	22.6	[redacted]	22.4	[redacted]	0	23

BW (MHz)	OFDM Modulation Scheme	SCS (kHz)	Mode	RB Allocation	RB offset	Power Mode A (dBm)					Power Mode B (dBm)				
						344000	349000	354000	MPR	Tune-up Limit	344000	349000	354000	MPR	Tune-up Limit
						1720 MHz	1745 MHz	1770 MHz			1720 MHz	1745 MHz	1770 MHz		
20	DFT-s	15	π/2 BPSK	1	1	22.0	21.9	21.9	0	22.6	22.4	22.5	22.3	0	23
				1	52	21.9	22.0	21.9	0	22.6	22.4	22.5	22.4	0	23
				1	104	21.9	21.9	21.8	0	22.6	22.4	22.3	22.3	0	23
				50	25	21.8	22.0	21.8	0	22.6	22.3	22.4	22.2	0	23
			QPSK	1	1	21.9	21.8	21.9	0	22.6	22.5	22.5	22.4	0	23
				1	52	22.0	21.9	21.8	0	22.6	22.5	22.5	22.4	0	23
				1	104	21.9	21.9	21.8	0	22.6	22.5	22.4	22.3	0	23
				50	25	21.9	21.9	22.0	0	22.6	22.3	22.4	22.5	0	23

BW (MHz)	OFDM Modulation Scheme	SCS (kHz)	Mode	RB Allocation	RB offset	Power Mode A (dBm)					Power Mode B (dBm)				
						343500	349000	354500	MPR	Tune-up Limit	343500	349000	354500	MPR	Tune-up Limit
						1717.5 MHz	1745 MHz	1772.5 MHz			1717.5 MHz	1745 MHz	1772.5 MHz		
15	DFT-s	15	π/2 BPSK	1	1	22.0	22.0	21.9	0	22.6	22.4	22.3	22.2	0	23
				1	39	21.8	21.9	21.9	0	22.6	22.3	22.3	22.5	0	23
				1	77	21.8	21.9	21.8	0	22.6	22.4	22.4	22.4	0	23
				36	18	21.9	21.8	21.9	0	22.6	22.4	22.3	22.3	0	23
			QPSK	1	1	21.8	21.9	22.0	0	22.6	22.4	22.4	22.5	0	23
				1	39	21.9	21.9	21.9	0	22.6	22.4	22.4	22.2	0	23
				1	77	22.0	22.0	21.9	0	22.6	22.4	22.3	22.4	0	23
				36	18	21.9	21.9	21.8	0	22.6	22.2	22.4	22.3	0	23

BW (MHz)	OFDM Modulation Scheme	SCS (kHz)	Mode	RB Allocation	RB offset	Power Mode A (dBm)					Power Mode B (dBm)				
						343000	349000	355000	MPR	Tune-up Limit	343000	349000	355000	MPR	Tune-up Limit
						1715 MHz	1745 MHz	1775 MHz			1715 MHz	1745 MHz	1775 MHz		
10	DFT-s	15	π/2 BPSK	1	1	21.9	21.8	22.0	0	22.6	22.5	22.5	22.5	0	23
				1	25	21.9	21.8	21.9	0	22.6	22.3	22.5	22.5	0	23
				1	50	21.9	22.0	21.9	0	22.6	22.5	22.3	22.4	0	23
				25	12	21.8	21.8	21.9	0	22.6	22.3	22.4	22.4	0	23
			QPSK	1	1	21.8	21.9	22.0	0	22.6	22.4	22.3	22.3	0	23
				1	25	21.9	21.9	21.8	0	22.6	22.3	22.5	22.3	0	23
				1	50	21.9	21.9	21.9	0	22.6	22.3	22.4	22.4	0	23
				25	12	21.8	21.9	21.8	0	22.6	22.3	22.3	22.4	0	23

BW (MHz)	OFDM Modulation Scheme	SCS (kHz)	Mode	RB Allocation	RB offset	Power Mode A (dBm)					Power Mode B (dBm)				
						342500	349000	355500	MPR	Tune-up Limit	342500	349000	355500	MPR	Tune-up Limit
						1712.5 MHz	1745 MHz	1777.5 MHz			1712.5 MHz	1745 MHz	1777.5 MHz		
5	DFT-s	15	π/2 BPSK	1	1	21.9	21.8	21.8	0	22.6	22.2	22.4	22.4	0	23
				1	12	21.9	21.9	21.9	0	22.6	22.4	22.3	22.3	0	23
				1	23	21.9	21.8	21.8	0	22.6	22.5	22.4	22.5	0	23
				12	6	22.0	21.9	21.8	0	22.6	22.3	22.3	22.4	0	23
			QPSK	1	1	21.9	21.8	21.9	0	22.6	22.3	22.2	22.2	0	23
				1	12	21.9	22.0	21.9	0	22.6	22.3	22.5	22.5	0	23
				1	23	21.9	21.9	22.0	0	22.6	22.2	22.4	22.3	0	23
				12	6	22.0	22.0	21.9	0	22.6	22.5	22.3	22.4	0	23

This report shall not be reproduced without the written approval of UL Verification Services Inc.

NR Band 66 Measured Results (ANT3)

BW (MHz)	OFDM Modulation Scheme	Mode	Mode	RB Allocation	RB offset	Power Mode A (dBm)					Power Mode B (dBm)				
						[redacted]	349000	[redacted]	MPR	Tune-up Limit	[redacted]	349000	[redacted]	MPR	Tune-up Limit
							1745 MHz					1745 MHz			
40	DFT-s	15	π/2 BPSK	1	1	[redacted]	23.7	[redacted]	0	24.6	[redacted]	20.5	[redacted]	0	21.3
				1	107	[redacted]	23.9	[redacted]	0	24.6	[redacted]	20.6	[redacted]	0	21.3
				1	214	[redacted]	23.7	[redacted]	0	24.6	[redacted]	20.5	[redacted]	0	21.3
				108	54	[redacted]	23.9	[redacted]	0	24.6	[redacted]	20.5	[redacted]	0	21.3
			QPSK	1	1	[redacted]	23.7	[redacted]	0	24.6	[redacted]	20.3	[redacted]	0	21.3
				1	107	[redacted]	23.9	[redacted]	0	24.6	[redacted]	20.5	[redacted]	0	21.3
				1	214	[redacted]	23.7	[redacted]	0	24.6	[redacted]	20.3	[redacted]	0	21.3
				108	54	[redacted]	23.6	[redacted]	0	24.6	[redacted]	20.2	[redacted]	0	21.3

BW (MHz)	OFDM Modulation Scheme	SCS (kHz)	Mode	RB Allocation	RB offset	Power Mode A (dBm)					Power Mode B (dBm)				
						[redacted]	349000	[redacted]	MPR	Tune-up Limit	[redacted]	349000	[redacted]	MPR	Tune-up Limit
							1745 MHz					1745 MHz			
30	DFT-s	15	π/2 BPSK	1	1	[redacted]	23.8	[redacted]	0	24.6	[redacted]	20.4	[redacted]	0	21.3
				1	79	[redacted]	23.8	[redacted]	0	24.6	[redacted]	20.4	[redacted]	0	21.3
				1	158	[redacted]	23.8	[redacted]	0	24.6	[redacted]	20.4	[redacted]	0	21.3
				80	40	[redacted]	23.7	[redacted]	0	24.6	[redacted]	20.3	[redacted]	0	21.3
			QPSK	1	1	[redacted]	23.6	[redacted]	0	24.6	[redacted]	20.3	[redacted]	0	21.3
				1	79	[redacted]	23.8	[redacted]	0	24.6	[redacted]	20.2	[redacted]	0	21.3
				1	158	[redacted]	23.7	[redacted]	0	24.6	[redacted]	20.3	[redacted]	0	21.3
				80	40	[redacted]	23.7	[redacted]	0	24.6	[redacted]	20.3	[redacted]	0	21.3

BW (MHz)	OFDM Modulation Scheme	SCS (kHz)	Mode	RB Allocation	RB offset	Power Mode A (dBm)					Power Mode B (dBm)				
						344000	349000	354000	MPR	Tune-up Limit	344000	349000	354000	MPR	Tune-up Limit
						1720 MHz	1745 MHz	1770 MHz			1720 MHz	1745 MHz	1770 MHz		
20	DFT-s	15	π/2 BPSK	1	1	23.8	23.6	23.7	0	24.6	20.4	20.4	20.2	0	21.3
				1	52	23.8	23.7	23.6	0	24.6	20.2	20.4	20.3	0	21.3
				1	104	23.6	23.9	23.8	0	24.6	20.5	20.4	20.3	0	21.3
				50	25	23.7	23.8	23.6	0	24.6	20.3	20.3	20.5	0	21.3
			QPSK	1	1	23.8	23.7	23.6	0	24.6	20.5	20.3	20.2	0	21.3
				1	52	23.8	23.9	23.9	0	24.6	20.4	20.2	20.4	0	21.3
				1	104	23.8	23.7	23.6	0	24.6	20.5	20.5	20.3	0	21.3
				50	25	23.6	23.6	23.6	0	24.6	20.4	20.4	20.5	0	21.3

BW (MHz)	OFDM Modulation Scheme	SCS (kHz)	Mode	RB Allocation	RB offset	Power Mode A (dBm)					Power Mode B (dBm)				
						343500	349000	354500	MPR	Tune-up Limit	343500	349000	354500	MPR	Tune-up Limit
						1717.5 MHz	1745 MHz	1772.5 MHz			1717.5 MHz	1745 MHz	1772.5 MHz		
15	DFT-s	15	π/2 BPSK	1	1	23.8	23.7	23.7	0	24.6	20.2	20.4	20.3	0	21.3
				1	39	23.6	23.7	23.9	0	24.6	20.4	20.4	20.3	0	21.3
				1	77	23.8	23.8	23.6	0	24.6	20.5	20.4	20.4	0	21.3
				36	18	23.8	23.7	23.9	0	24.6	20.2	20.5	20.4	0	21.3
			QPSK	1	1	23.7	23.8	23.6	0	24.6	20.3	20.3	20.4	0	21.3
				1	39	23.6	23.8	23.7	0	24.6	20.3	20.4	20.4	0	21.3
				1	77	23.8	23.7	23.6	0	24.6	20.3	20.4	20.3	0	21.3
				36	18	23.8	23.6	23.7	0	24.6	20.5	20.4	20.3	0	21.3

BW (MHz)	OFDM Modulation Scheme	SCS (kHz)	Mode	RB Allocation	RB offset	Power Mode A (dBm)					Power Mode B (dBm)				
						343000	349000	355000	MPR	Tune-up Limit	343000	349000	355000	MPR	Tune-up Limit
						1715 MHz	1745 MHz	1775 MHz			1715 MHz	1745 MHz	1775 MHz		
10	DFT-s	15	π/2 BPSK	1	1	23.7	23.7	23.6	0	24.6	20.4	20.5	20.4	0	21.3
				1	25	23.9	23.6	23.6	0	24.6	20.2	20.5	20.2	0	21.3
				1	50	23.7	23.9	23.9	0	24.6	20.4	20.4	20.3	0	21.3
				25	12	23.6	23.6	23.7	0	24.6	20.3	20.5	20.3	0	21.3
			QPSK	1	1	23.7	23.9	23.6	0	24.6	20.4	20.3	20.5	0	21.3
				1	25	23.8	23.6	23.7	0	24.6	20.3	20.2	20.3	0	21.3
				1	50	23.7	23.8	23.6	0	24.6	20.4	20.2	20.4	0	21.3
				25	12	23.7	23.7	23.6	0	24.6	20.2	20.4	20.4	0	21.3

BW (MHz)	OFDM Modulation Scheme	SCS (kHz)	Mode	RB Allocation	RB offset	Power Mode A (dBm)					Power Mode B (dBm)				
						342500	349000	355500	MPR	Tune-up Limit	342500	349000	355500	MPR	Tune-up Limit
						1712.5 MHz	1745 MHz	1777.5 MHz			1712.5 MHz	1745 MHz	1777.5 MHz		
5	DFT-s	15	π/2 BPSK	1	1	23.9	23.7	23.8	0	24.6	20.3	20.4	20.4	0	21.3
				1	12	23.6	23.6	23.6	0	24.6	20.3	20.2	20.4	0	21.3
				1	23	23.8	23.7	23.7	0	24.6	20.4	20.2	20.4	0	21.3
				12	6	23.8	23.8	23.6	0	24.6	20.3	20.4	20.2	0	21.3
			QPSK	1	1	23.7	23.8	23.7	0	24.6	20.3	20.4	20.3	0	21.3
				1	12	23.7	23.9	23.6	0	24.6	20.4	20.4	20.4	0	21.3
				1	23	23.8	23.7	23.9	0	24.6	20.4	20.5	20.3	0	21.3
				12	6	23.7	23.7	23.9	0	24.6	20.5	20.4	20.2	0	21.3

This report shall not be reproduced without the written approval of UL Verification Services Inc.

NR Band 66 Measured Results (ANT4)

BW (MHz)	OFDM Modulation Scheme	Mode	Mode	RB Allocation	RB offset	Power Mode A (dBm)					Power Mode B (dBm)				
						[redacted]	349000	[redacted]	MPR	Tune-up Limit	[redacted]	349000	[redacted]	MPR	Tune-up Limit
							1745 MHz					1745 MHz			
40	DFT-s	15	π/2 BPSK	1	1	[redacted]	19.1	[redacted]	0	19.8	[redacted]	19.4	[redacted]	0	20.1
				1	107	[redacted]	19.2	[redacted]	0	19.8	[redacted]	19.4	[redacted]	0	20.1
				1	214	[redacted]	19.1	[redacted]	0	19.8	[redacted]	19.4	[redacted]	0	20.1
				108	54	[redacted]	19.1	[redacted]	0	19.8	[redacted]	19.3	[redacted]	0	20.1
			QPSK	1	1	[redacted]	18.8	[redacted]	0	19.8	[redacted]	19.3	[redacted]	0	20.1
				1	107	[redacted]	18.8	[redacted]	0	19.8	[redacted]	19.3	[redacted]	0	20.1
				1	214	[redacted]	18.9	[redacted]	0	19.8	[redacted]	19.3	[redacted]	0	20.1
				108	54	[redacted]	18.7	[redacted]	0	19.8	[redacted]	19.2	[redacted]	0	20.1

BW (MHz)	OFDM Modulation Scheme	SCS (kHz)	Mode	RB Allocation	RB offset	Power Mode A (dBm)					Power Mode B (dBm)				
						[redacted]	349000	[redacted]	MPR	Tune-up Limit	[redacted]	349000	[redacted]	MPR	Tune-up Limit
							1745 MHz					1745 MHz			
30	DFT-s	15	π/2 BPSK	1	1	[redacted]	19.0	[redacted]	0	19.8	[redacted]	19.3	[redacted]	0	20.1
				1	79	[redacted]	19.0	[redacted]	0	19.8	[redacted]	19.3	[redacted]	0	20.1
				1	158	[redacted]	18.9	[redacted]	0	19.8	[redacted]	19.2	[redacted]	0	20.1
				80	40	[redacted]	18.8	[redacted]	0	19.8	[redacted]	19.3	[redacted]	0	20.1
			QPSK	1	1	[redacted]	19.2	[redacted]	0	19.8	[redacted]	19.4	[redacted]	0	20.1
				1	79	[redacted]	19.1	[redacted]	0	19.8	[redacted]	19.2	[redacted]	0	20.1
				1	158	[redacted]	18.9	[redacted]	0	19.8	[redacted]	19.2	[redacted]	0	20.1
				80	40	[redacted]	18.9	[redacted]	0	19.8	[redacted]	19.2	[redacted]	0	20.1

BW (MHz)	OFDM Modulation Scheme	SCS (kHz)	Mode	RB Allocation	RB offset	Power Mode A (dBm)					Power Mode B (dBm)				
						344000	349000	354000	MPR	Tune-up Limit	344000	349000	354000	MPR	Tune-up Limit
						1720 MHz	1745 MHz	1770 MHz			1720 MHz	1745 MHz	1770 MHz		
20	DFT-s	15	π/2 BPSK	1	1	19.0	18.9	18.8	0	19.8	19.3	19.3	19.1	0	20.1
				1	52	18.8	18.8	18.8	0	19.8	19.4	19.2	19.0	0	20.1
				1	104	19.0	18.9	18.8	0	19.8	19.3	19.3	19.2	0	20.1
				50	25	18.8	18.9	18.8	0	19.8	19.3	19.2	19.0	0	20.1
			QPSK	1	1	19.1	19.0	18.9	0	19.8	19.4	19.3	19.1	0	20.1
				1	52	19.0	18.9	18.9	0	19.8	19.3	19.2	18.9	0	20.1
				1	104	19.1	19.0	19.0	0	19.8	19.3	19.3	19.1	0	20.1
				50	25	18.9	18.9	18.8	0	19.8	19.3	19.2	19.0	0	20.1

BW (MHz)	OFDM Modulation Scheme	SCS (kHz)	Mode	RB Allocation	RB offset	Power Mode A (dBm)					Power Mode B (dBm)				
						343500	349000	354500	MPR	Tune-up Limit	343500	349000	354500	MPR	Tune-up Limit
						1717.5 MHz	1745 MHz	1772.5 MHz			1717.5 MHz	1745 MHz	1772.5 MHz		
15	DFT-s	15	π/2 BPSK	1	1	19.1	19.0	18.8	0	19.8	19.4	19.2	19.1	0	20.1
				1	39	19.0	18.9	18.6	0	19.8	19.2	19.1	19.1	0	20.1
				1	77	19.0	19.0	18.8	0	19.8	19.4	19.3	19.1	0	20.1
				36	18	19.0	18.9	18.7	0	19.8	19.4	19.2	19.0	0	20.1
			QPSK	1	1	19.0	18.9	18.7	0	19.8	19.4	19.3	19.1	0	20.1
				1	39	19.0	18.9	18.7	0	19.8	19.3	19.3	19.1	0	20.1
				1	77	19.1	19.0	18.8	0	19.8	19.4	19.3	19.1	0	20.1
				36	18	19.0	18.9	18.7	0	19.8	19.3	19.2	19.1	0	20.1

BW (MHz)	OFDM Modulation Scheme	SCS (kHz)	Mode	RB Allocation	RB offset	Power Mode A (dBm)					Power Mode B (dBm)				
						343000	349000	355000	MPR	Tune-up Limit	343000	349000	355000	MPR	Tune-up Limit
						1715 MHz	1745 MHz	1775 MHz			1715 MHz	1745 MHz	1775 MHz		
10	DFT-s	15	π/2 BPSK	1	1	19.1	19.1	18.9	0	19.8	19.3	19.4	19.2	0	20.1
				1	25	19.0	19.2	19.0	0	19.8	19.3	19.3	19.1	0	20.1
				1	50	18.9	19.2	19.0	0	19.8	19.3	19.3	19.2	0	20.1
				25	12	18.9	19.1	18.9	0	19.8	19.2	19.3	19.1	0	20.1
			QPSK	1	1	19.0	19.2	18.9	0	19.8	19.3	19.3	19.3	0	20.1
				1	25	19.0	19.1	19.0	0	19.8	19.3	19.4	19.3	0	20.1
				1	50	19.0	19.2	19.0	0	19.8	19.3	19.4	19.4	0	20.1
				25	12	19.0	19.1	18.9	0	19.8	19.3	19.4	19.2	0	20.1

BW (MHz)	OFDM Modulation Scheme	SCS (kHz)	Mode	RB Allocation	RB offset	Power Mode A (dBm)					Power Mode B (dBm)				
						342500	349000	355500	MPR	Tune-up Limit	342500	349000	355500	MPR	Tune-up Limit
						1712.5 MHz	1745 MHz	1777.5 MHz			1712.5 MHz	1745 MHz	1777.5 MHz		
5	DFT-s	15	π/2 BPSK	1	1	18.8	18.9	18.8	0	19.8	19.1	19.2	19.1	0	20.1
				1	12	18.9	18.9	18.7	0	19.8	19.1	19.2	19.1	0	20.1
				1	23	18.8	18.9	18.7	0	19.8	19.1	19.2	19.1	0	20.1
				12	6	18.8	18.9	18.6	0	19.8	19.0	19.2	19.0	0	20.1
			QPSK	1	1	18.9	18.9	18.7	0	19.8	19.1	19.2	19.1	0	20.1
				1	12	18.8	18.9	18.6	0	19.8	19.1	19.3	19.1	0	20.1
				1	23	18.8	18.9	18.7	0	19.8	19.1	19.1	19.1	0	20.1
				12	6	18.8	18.9	18.6	0	19.8	19.1	19.1	19.0	0	20.1

This report shall not be reproduced without the written approval of UL Verification Services Inc.

NR Band 70 Measured Results (ANT1)

BW (MHz)	OFDM Modulation Scheme	SCS (kHz)	Mode	RB Allocation	RB offset	Power Mode A (dBm)					Power Mode B (dBm)				
							340500		MPR	Tune-up Limit		340500		MPR	Tune-up Limit
							1702.5 MHz					1702.5 MHz			
15	DFT-s	15	π/2 BPSK	1	1		25.0		0	25.2		18.7		0	19.1
				1	39		25.1		0	25.2		18.7		0	19.1
				1	77		24.9		0	25.2		18.5		0	19.1
				36	18		25.1		0	25.2		18.5		0	19.1
			QPSK	1	1		24.9		0	25.2		18.6		0	19.1
				1	39		25.0		0	25.2		18.6		0	19.1
				1	77		24.8		0	25.2		18.4		0	19.1
				36	18		24.9		0	25.2		18.4		0	19.1
BW (MHz)	OFDM Modulation Scheme	SCS (kHz)	Mode	RB Allocation	RB offset	Power Mode A (dBm)					Power Mode B (dBm)				
							340500		MPR	Tune-up Limit		340500		MPR	Tune-up Limit
							1702.5 MHz					1702.5 MHz			
10	DFT-s	15	π/2 BPSK	1	1		25.1		0	25.2		18.5		0	19.1
				1	25		25.0		0	25.2		18.4		0	19.1
				1	50		25.0		0	25.2		18.3		0	19.1
				25	12		24.9		0	25.2		18.3		0	19.1
			QPSK	1	1		25.0		0	25.2		18.4		0	19.1
				1	25		25.1		0	25.2		18.3		0	19.1
				1	50		25.0		0	25.2		18.4		0	19.1
				25	12		25.0		0	25.2		18.3		0	19.1
BW (MHz)	OFDM Modulation Scheme	SCS (kHz)	Mode	RB Allocation	RB offset	Power Mode A (dBm)					Power Mode B (dBm)				
						339500	340500	341500	MPR	Tune-up Limit	339500	340500	341500	MPR	Tune-up Limit
						1697.5 MHz	1702.5 MHz	1707.5 MHz			1697.5 MHz	1702.5 MHz	1707.5 MHz		
5	DFT-s	15	π/2 BPSK	1	1	25.0	24.9	25.0	0	25.2	18.4	18.3	18.3	0	19.1
				1	12	25.1	25.1	25.0	0	25.2	18.4	18.3	18.4	0	19.1
				1	23	25.0	24.9	25.0	0	25.2	18.3	18.4	18.3	0	19.1
				12	6	24.9	24.9	24.8	0	25.2	18.4	18.2	18.2	0	19.1
			QPSK	1	1	25.0	25.0	25.0	0	25.2	18.3	18.4	18.3	0	19.1
				1	12	25.0	24.9	24.9	0	25.2	18.4	18.3	18.3	0	19.1
				1	23	25.2	25.0	25.0	0	25.2	18.4	18.3	18.3	0	19.1
				12	6	24.9	24.9	24.9	0	25.2	18.3	18.2	18.2	0	19.1

NR Band 70 Measured Results (ANT2)

BW (MHz)	OFDM Modulation Scheme	SCS (kHz)	Mode	RB Allocation	RB offset	Power Mode A (dBm)					Power Mode B (dBm)				
							340500		MPR	Tune-up Limit		340500		MPR	Tune-up Limit
							1702.5 MHz					1702.5 MHz			
15	DFT-s	15	π/2 BPSK	1	1		22.3		0	22.6		22.5		0	23
				1	39		22.3		0	22.6		22.5		0	23
				1	77		22.3		0	22.6		22.4		0	23
				36	18		22.3		0	22.6		22.5		0	23
			QPSK	1	1		22.3		0	22.6		22.5		0	23
				1	39		22.3		0	22.6		22.4		0	23
				1	77		22.3		0	22.6		22.4		0	23
				36	18		22.3		0	22.6		22.4		0	23
BW (MHz)	OFDM Modulation Scheme	SCS (kHz)	Mode	RB Allocation	RB offset	Power Mode A (dBm)					Power Mode B (dBm)				
							340500		MPR	Tune-up Limit		340500		MPR	Tune-up Limit
							1702.5 MHz					1702.5 MHz			
10	DFT-s	15	π/2 BPSK	1	1		22.2		0	22.6		22.5		0	23
				1	25		22.2		0	22.6		22.5		0	23
				1	50		22.1		0	22.6		22.4		0	23
				25	12		22.1		0	22.6		22.5		0	23
			QPSK	1	1		22.1		0	22.6		22.5		0	23
				1	25		22.2		0	22.6		22.4		0	23
				1	50		22.0		0	22.6		22.3		0	23
				25	12		22.1		0	22.6		22.4		0	23
BW (MHz)	OFDM Modulation Scheme	SCS (kHz)	Mode	RB Allocation	RB offset	Power Mode A (dBm)					Power Mode B (dBm)				
						339500	340500	341500	MPR	Tune-up Limit	339500	340500	341500	MPR	Tune-up Limit
						1697.5 MHz	1702.5 MHz	1707.5 MHz			1697.5 MHz	1702.5 MHz	1707.5 MHz		
5	DFT-s	15	π/2 BPSK	1	1	22.1	22.2	22.2	0	22.6	22.5	22.5	22.3	0	23
				1	12	22.1	22.3	22.1	0	22.6	22.5	22.3	22.4	0	23
				1	23	22.1	22.0	22.3	0	22.6	22.3	22.4	22.5	0	23
				12	6	22.1	22.2	22.1	0	22.6	22.5	22.5	22.4	0	23
			QPSK	1	1	22.2	22.2	22.2	0	22.6	22.5	22.5	22.4	0	23
				1	12	22.2	22.1	22.1	0	22.6	22.5	22.5	22.5	0	23
				1	23	22.2	22.1	22.2	0	22.6	22.5	22.5	22.3	0	23
				12	6	22.0	22.3	22.2	0	22.6	22.3	22.4	22.4	0	23

This report shall not be reproduced without the written approval of UL Verification Services Inc.

NR Band 70 Measured Results (ANT3)

BW (MHz)	OFDM Modulation Scheme	SCS (kHz)	Mode	RB Allocation	RB offset	Power Mode A (dBm)					Power Mode B (dBm)				
							340500		MPR	Tune-up Limit		340500		MPR	Tune-up Limit
							1702.5 MHz					1702.5 MHz			
15	DFT-s	15	π/2 BPSK	1	1		23.9		0	24.6		20.5		0	21.3
				1	39		23.9		0	24.6		20.5		0	21.3
				1	77		23.8		0	24.6		20.5		0	21.3
				36	18		23.9		0	24.6		20.5		0	21.3
			QPSK	1	1		23.9		0	24.6		20.5		0	21.3
				1	39		23.9		0	24.6		20.5		0	21.3
				1	77		23.8		0	24.6		20.5		0	21.3
				36	18		23.7		0	24.6		20.4		0	21.3
BW (MHz)	OFDM Modulation Scheme	SCS (kHz)	Mode	RB Allocation	RB offset	Power Mode A (dBm)					Power Mode B (dBm)				
							340500		MPR	Tune-up Limit		340500		MPR	Tune-up Limit
							1702.5 MHz					1702.5 MHz			
10	DFT-s	15	π/2 BPSK	1	1		23.8		0	24.6		20.3		0	21.3
				1	25		23.9		0	24.6		20.4		0	21.3
				1	50		23.8		0	24.6		20.3		0	21.3
				25	12		23.9		0	24.6		20.5		0	21.3
			QPSK	1	1		23.8		0	24.6		20.4		0	21.3
				1	25		23.8		0	24.6		20.4		0	21.3
				1	50		23.9		0	24.6		20.4		0	21.3
				25	12		23.8		0	24.6		20.4		0	21.3
BW (MHz)	OFDM Modulation Scheme	SCS (kHz)	Mode	RB Allocation	RB offset	Power Mode A (dBm)					Power Mode B (dBm)				
						339500	340500	341500	MPR	Tune-up Limit	339500	340500	341500	MPR	Tune-up Limit
						1697.5 MHz	1702.5 MHz	1707.5 MHz			1697.5 MHz	1702.5 MHz	1707.5 MHz		
5	DFT-s	15	π/2 BPSK	1	1	23.9	23.8	23.9	0	24.6	20.4	20.5	20.5	0	21.3
				1	12	23.9	23.8	23.8	0	24.6	20.4	20.3	20.5	0	21.3
				1	23	23.7	23.9	23.7	0	24.6	20.5	20.4	20.5	0	21.3
				12	6	23.8	23.8	23.7	0	24.6	20.4	20.5	20.5	0	21.3
			QPSK	1	1	23.9	23.8	23.9	0	24.6	20.3	20.4	20.5	0	21.3
				1	12	23.8	23.9	23.7	0	24.6	20.3	20.3	20.5	0	21.3
				1	23	23.9	23.9	23.8	0	24.6	20.5	20.5	20.5	0	21.3
				12	6	23.7	23.9	23.9	0	24.6	20.4	20.5	20.4	0	21.3

NR Band 70 Measured Results (ANT4)

BW (MHz)	OFDM Modulation Scheme	SCS (kHz)	Mode	RB Allocation	RB offset	Power Mode A (dBm)					Power Mode B (dBm)				
							340500		MPR	Tune-up Limit		340500		MPR	Tune-up Limit
							1702.5 MHz					1702.5 MHz			
15	DFT-s	15	π/2 BPSK	1	1		19.2		0	19.8		19.4		0	20.1
				1	39		19.2		0	19.8		19.5		0	20.1
				1	77		19.1		0	19.8		19.4		0	20.1
				36	18		19.2		0	19.8		19.4		0	20.1
			QPSK	1	1		19.2		0	19.8		19.5		0	20.1
				1	39		19.2		0	19.8		19.5		0	20.1
				1	77		19.1		0	19.8		19.4		0	20.1
				36	18		19.2		0	19.8		19.4		0	20.1
BW (MHz)	OFDM Modulation Scheme	SCS (kHz)	Mode	RB Allocation	RB offset	Power Mode A (dBm)					Power Mode B (dBm)				
							340500		MPR	Tune-up Limit		340500		MPR	Tune-up Limit
							1702.5 MHz					1702.5 MHz			
10	DFT-s	15	π/2 BPSK	1	1		19.0		0	19.8		19.4		0	20.1
				1	25		19.0		0	19.8		19.5		0	20.1
				1	50		18.9		0	19.8		19.4		0	20.1
				25	12		19.0		0	19.8		19.4		0	20.1
			QPSK	1	1		19.0		0	19.8		19.5		0	20.1
				1	25		18.9		0	19.8		19.5		0	20.1
				1	50		18.9		0	19.8		19.4		0	20.1
				25	12		18.9		0	19.8		19.4		0	20.1
BW (MHz)	OFDM Modulation Scheme	SCS (kHz)	Mode	RB Allocation	RB offset	Power Mode A (dBm)					Power Mode B (dBm)				
						339500	340500	341500	MPR	Tune-up Limit	339500	340500	341500	MPR	Tune-up Limit
						1697.5 MHz	1702.5 MHz	1707.5 MHz			1697.5 MHz	1702.5 MHz	1707.5 MHz		
5	DFT-s	15	π/2 BPSK	1	1	19.0	19.0	19.0	0	19.8	19.4	19.4	19.4	0	20.1
				1	12	19.0	18.9	19.0	0	19.8	19.5	19.5	19.5	0	20.1
				1	23	18.9	19.0	18.9	0	19.8	19.4	19.4	19.4	0	20.1
				12	6	19.0	19.0	19.0	0	19.8	19.4	19.4	19.4	0	20.1
			QPSK	1	1	19.0	18.9	19.0	0	19.8	19.5	19.5	19.5	0	20.1
				1	12	18.9	19.0	18.9	0	19.8	19.5	19.5	19.5	0	20.1
				1	23	18.9	18.9	18.9	0	19.8	19.4	19.4	19.4	0	20.1
				12	6	19.0	19.0	18.9	0	19.8	19.4	19.4	19.4	0	20.1

This report shall not be reproduced without the written approval of UL Verification Services Inc.

NR Band 71 Measured Results (ANT1)

BW (MHz)	OFDM Modulation Scheme	SCS (kHz)	Mode	RB Allocation	RB offset	Power Mode A (dBm)					Power Mode B (dBm)				
							136100		MPR	Tune-up Limit		136100		MPR	Tune-up Limit
							680.5 MHz					680.5 MHz			
20	DFT-s	15	π/2 BPSK	1	1		24.9		0	25.7		24.9		0	25.7
				1	52		25.1		0	25.7		25.1		0	25.7
				1	104		24.5		0	25.7		24.5		0	25.7
				50	25		25.0		0	25.7		25.0		0	25.7
			QPSK	1	1		24.8		0	25.7		24.8		0	25.7
				1	52		25.0		0	25.7		25.0		0	25.7
				1	104		24.6		0	25.7		24.6		0	25.7
				50	25		24.9		0	25.7		24.9		0	25.7

BW (MHz)	OFDM Modulation Scheme	SCS (kHz)	Mode	RB Allocation	RB offset	Power Mode A (dBm)					Power Mode B (dBm)				
							136100		MPR	Tune-up Limit		136100		MPR	Tune-up Limit
							680.5 MHz					680.5 MHz			
15	DFT-s	15	π/2 BPSK	1	1		24.8		0	25.7		24.8		0	25.7
				1	39		24.9		0	25.7		24.9		0	25.7
				1	77		24.7		0	25.7		24.7		0	25.7
				36	18		24.7		0	25.7		24.7		0	25.7
			QPSK	1	1		24.8		0	25.7		24.8		0	25.7
				1	39		24.9		0	25.7		24.9		0	25.7
				1	77		24.7		0	25.7		24.7		0	25.7
				36	18		24.8		0	25.7		24.8		0	25.7

BW (MHz)	OFDM Modulation Scheme	SCS (kHz)	Mode	RB Allocation	RB offset	Power Mode A (dBm)					Power Mode B (dBm)				
						133600	136100	138600	MPR	Tune-up Limit	133600	136100	138600	MPR	Tune-up Limit
						668 MHz	680.5 MHz	693 MHz			668 MHz	680.5 MHz	693 MHz		
10	DFT-s	15	π/2 BPSK	1	1	24.8	24.9	24.9	0	25.7	24.8	24.9	24.9	0	25.7
				1	25	24.9	24.7	24.7	0	25.7	24.9	24.7	24.7	0	25.7
				1	50	24.8	25.0	24.8	0	25.7	24.8	25.0	24.8	0	25.7
				25	12	24.7	25.1	24.7	0	25.7	24.7	25.1	24.7	0	25.7
			QPSK	1	1	25.0	25.1	25.0	0	25.7	25.0	25.1	25.0	0	25.7
				1	25	24.8	24.9	24.9	0	25.7	24.8	24.9	24.9	0	25.7
				1	50	24.8	24.9	24.9	0	25.7	24.8	24.9	24.9	0	25.7
				25	12	24.9	24.9	25.0	0	25.7	24.9	24.9	25.0	0	25.7

BW (MHz)	OFDM Modulation Scheme	SCS (kHz)	Mode	RB Allocation	RB offset	Power Mode A (dBm)					Power Mode B (dBm)				
						133100	136100	139100	MPR	Tune-up Limit	133100	136100	139100	MPR	Tune-up Limit
						665.5 MHz	680.5 MHz	695.5 MHz			665.5 MHz	680.5 MHz	695.5 MHz		
5	DFT-s	15	π/2 BPSK	1	1	24.8	25.0	25.0	0	25.7	24.8	25.0	25.0	0	25.7
				1	12	24.9	25.1	24.8	0	25.7	24.9	25.1	24.8	0	25.7
				1	23	25.1	25.0	24.9	0	25.7	25.1	25.0	24.9	0	25.7
				12	6	24.7	24.8	25.1	0	25.7	24.7	24.8	25.1	0	25.7
			QPSK	1	1	24.8	24.8	24.8	0	25.7	24.8	24.8	24.8	0	25.7
				1	12	24.7	24.8	24.7	0	25.7	24.7	24.8	24.7	0	25.7
				1	23	25.0	24.8	24.7	0	25.7	25.0	24.8	24.7	0	25.7
				12	6	24.8	24.9	24.8	0	25.7	24.8	24.9	24.8	0	25.7

This report shall not be reproduced without the written approval of UL Verification Services Inc.

NR Band 71 Measured Results (ANT2)

BW (MHz)	OFDM Modulation Scheme	SCS (kHz)	Mode	RB Allocation	RB offset	Power Mode A (dBm)					Power Mode B (dBm)				
							136100		MPR	Tune-up Limit		136100		MPR	Tune-up Limit
							680.5 MHz					680.5 MHz			
20	DFT-s	15	π/2 BPSK	1	1		22.0		0	22.7		24.0		0	24.7
				1	52		22.0		0	22.7		24.0		0	24.7
				1	104		21.9		0	22.7		24.0		0	24.7
				50	25		22.0		0	22.7		24.0		0	24.7
			QPSK	1	1		22.0		0	22.7		24.0		0	24.7
				1	52		22.0		0	22.7		24.0		0	24.7
				1	104		21.9		0	22.7		23.9		0	24.7
				50	25		22.0		0	22.7		24.0		0	24.7

BW (MHz)	OFDM Modulation Scheme	SCS (kHz)	Mode	RB Allocation	RB offset	Power Mode A (dBm)					Power Mode B (dBm)				
							136100		MPR	Tune-up Limit		136100		MPR	Tune-up Limit
							680.5 MHz					680.5 MHz			
15	DFT-s	15	π/2 BPSK	1	1		21.9		0	22.7		23.9		0	24.7
				1	39		21.8		0	22.7		23.8		0	24.7
				1	77		21.9		0	22.7		23.8		0	24.7
				36	18		22.0		0	22.7		23.9		0	24.7
			QPSK	1	1		21.8		0	22.7		23.9		0	24.7
				1	39		21.9		0	22.7		23.9		0	24.7
				1	77		21.9		0	22.7		23.9		0	24.7
				36	18		21.9		0	22.7		24.0		0	24.7

BW (MHz)	OFDM Modulation Scheme	SCS (kHz)	Mode	RB Allocation	RB offset	Power Mode A (dBm)					Power Mode B (dBm)				
						133600	136100	138600	MPR	Tune-up Limit	133600	136100	138600	MPR	Tune-up Limit
						668 MHz	680.5 MHz	693 MHz			668 MHz	680.5 MHz	693 MHz		
10	DFT-s	15	π/2 BPSK	1	1	21.9	21.8	21.9	0	22.7	23.9	23.9	23.9	0	24.7
				1	25	21.8	22.0	21.9	0	22.7	23.9	24.0	23.9	0	24.7
				1	50	21.9	22.0	21.9	0	22.7	24.0	23.8	23.9	0	24.7
				25	12	21.9	21.9	21.9	0	22.7	23.9	23.8	23.9	0	24.7
			QPSK	1	1	22.0	21.9	21.9	0	22.7	23.8	23.8	23.9	0	24.7
				1	25	21.9	21.9	21.9	0	22.7	24.0	23.9	23.8	0	24.7
				1	50	21.8	22.0	21.9	0	22.7	23.9	23.8	23.9	0	24.7
				25	12	22.0	21.8	22.0	0	22.7	23.8	23.8	24.0	0	24.7

BW (MHz)	OFDM Modulation Scheme	SCS (kHz)	Mode	RB Allocation	RB offset	Power Mode A (dBm)					Power Mode B (dBm)				
						133100	136100	139100	MPR	Tune-up Limit	133100	136100	139100	MPR	Tune-up Limit
						665.5 MHz	680.5 MHz	695.5 MHz			665.5 MHz	680.5 MHz	695.5 MHz		
5	DFT-s	15	π/2 BPSK	1	1	21.9	22.0	21.9	0	22.7	23.8	24.0	23.9	0	24.7
				1	12	21.8	21.9	21.8	0	22.7	23.9	23.9	24.0	0	24.7
				1	23	21.9	22.0	21.9	0	22.7	23.9	23.9	23.9	0	24.7
				12	6	21.8	21.9	21.9	0	22.7	23.8	23.9	24.0	0	24.7
			QPSK	1	1	21.9	21.9	21.9	0	22.7	24.0	23.8	23.9	0	24.7
				1	12	21.8	21.9	22.0	0	22.7	24.0	23.8	23.9	0	24.7
				1	23	21.9	21.9	22.0	0	22.7	23.8	23.9	23.9	0	24.7
				12	6	21.8	21.9	22.0	0	22.7	23.8	23.8	24.0	0	24.7

This report shall not be reproduced without the written approval of UL Verification Services Inc.

NR Band 77 (Block A) Measured Results (ANT7)

BW (MHz)	OFDM Modulation Scheme	SCS (kHz)	Mode	RB Allocation	RB offset	Power Mode A (dBm)			Power Mode B (dBm)		
						633332 3499.98 MHz	MPR	Tune-up Limit	633332 3499.98 MHz	MPR	Tune-up Limit
100	DFT-s	30	π/2 BPSK	1	1	24.9	0	25.7	18.9	0	19.5
				1	136	25.1	0	25.7	18.9	0	19.5
				1	271	25.1	0	25.7	18.8	0	19.5
				135	67	25.1	0	25.7	18.9	0	19.5
			QPSK	1	1	25.0	0	25.7	18.9	0	19.5
				1	136	25.1	0	25.7	18.8	0	19.5
				1	271	25.1	0	25.7	18.8	0	19.5
				135	67	24.9	0	25.7	18.8	0	19.5

BW (MHz)	OFDM Modulation Scheme	SCS (kHz)	Mode	RB Allocation	RB offset	Power Mode A (dBm)			Power Mode B (dBm)		
						633332 3499.98 MHz	MPR	Tune-up Limit	633332 3499.98 MHz	MPR	Tune-up Limit
90	DFT-s	30	π/2 BPSK	1	1	25.0	0	25.7	18.9	0	19.5
				1	122	24.9	0	25.7	18.7	0	19.5
				1	243	25.0	0	25.7	18.8	0	19.5
				121	60	24.9	0	25.7	18.7	0	19.5
			QPSK	1	1	24.9	0	25.7	18.8	0	19.5
				1	122	24.9	0	25.7	18.9	0	19.5
				1	243	25.0	0	25.7	18.8	0	19.5
				121	60	25.1	0	25.7	18.9	0	19.5

BW (MHz)	OFDM Modulation Scheme	SCS (kHz)	Mode	RB Allocation	RB offset	Power Mode A (dBm)			Power Mode B (dBm)		
						633332 3499.98 MHz	MPR	Tune-up Limit	633332 3499.98 MHz	MPR	Tune-up Limit
80	DFT-s	30	π/2 BPSK	1	1	25.0	0	25.7	18.8	0	19.5
				1	108	24.9	0	25.7	18.9	0	19.5
				1	215	24.9	0	25.7	18.7	0	19.5
				108	54	25.1	0	25.7	18.8	0	19.5
			QPSK	1	1	24.9	0	25.7	18.8	0	19.5
				1	108	25.1	0	25.7	18.8	0	19.5
				1	215	25.0	0	25.7	18.8	0	19.5
				108	54	25.0	0	25.7	18.7	0	19.5

BW (MHz)	OFDM Modulation Scheme	SCS (kHz)	Mode	RB Allocation	RB offset	Power Mode A (dBm)			Power Mode B (dBm)		
						633332 3499.98 MHz	MPR	Tune-up Limit	633332 3499.98 MHz	MPR	Tune-up Limit
70	DFT-s	30	π/2 BPSK	1	1	25.1	0	25.7	18.9	0	19.5
				1	91	24.9	0	25.7	18.8	0	19.5
				1	187	25.1	0	25.7	18.8	0	19.5
				94	47	25.0	0	25.7	18.8	0	19.5
			QPSK	1	1	25.0	0	25.7	18.8	0	19.5
				1	91	25.0	0	25.7	18.8	0	19.5
				1	187	24.9	0	25.7	18.8	0	19.5
				94	47	25.0	0	25.7	18.8	0	19.5

BW (MHz)	OFDM Modulation Scheme	SCS (kHz)	Mode	RB Allocation	RB offset	Power Mode A (dBm)			Power Mode B (dBm)		
						633332 3499.98 MHz	MPR	Tune-up Limit	633332 3499.98 MHz	MPR	Tune-up Limit
60	DFT-s	30	π/2 BPSK	1	1	25.0	0	25.7	18.8	0	19.5
				1	80	25.1	0	25.7	18.8	0	19.5
				1	160	25.0	0	25.7	18.8	0	19.5
				81	40	25.1	0	25.7	18.7	0	19.5
			QPSK	1	1	25.0	0	25.7	18.8	0	19.5
				1	80	25.0	0	25.7	18.7	0	19.5
				1	160	25.0	0	25.7	18.9	0	19.5
				81	40	25.1	0	25.7	18.7	0	19.5

BW (MHz)	OFDM Modulation Scheme	SCS (kHz)	Mode	RB Allocation	RB offset	Power Mode A (dBm)			Power Mode B (dBm)		
						633332 3499.98 MHz	MPR	Tune-up Limit	633332 3499.98 MHz	MPR	Tune-up Limit
50	DFT-s	30	π/2 BPSK	1	1	25.0	0	25.7	18.8	0	19.5
				1	66	25.1	0	25.7	18.9	0	19.5
				1	131	25.0	0	25.7	18.9	0	19.5
				64	32	25.0	0	25.7	18.8	0	19.5
			QPSK	1	1	25.0	0	25.7	18.7	0	19.5
				1	66	25.0	0	25.7	18.8	0	19.5
				1	131	25.0	0	25.7	18.7	0	19.5
				64	32	25.0	0	25.7	18.7	0	19.5

BW (MHz)	OFDM Modulation Scheme	Mode	Mode	RB Allocation	RB offset	Power Mode A (dBm)			Power Mode B (dBm)		
						633332 3499.98 MHz	MPR	Tune-up Limit	633332 3499.98 MHz	MPR	Tune-up Limit
40	DFT-s	30	π/2 BPSK	1	1	25.0	0	25.7	18.8	0	19.5
				1	52	25.1	0	25.7	18.7	0	19.5
				1	104	25.0	0	25.7	18.9	0	19.5
				50	25	25.1	0	25.7	18.8	0	19.5
			QPSK	1	1	25.0	0	25.7	18.9	0	19.5
				1	52	25.0	0	25.7	18.8	0	19.5
				1	104	25.0	0	25.7	18.8	0	19.5
				50	25	25.1	0	25.7	18.8	0	19.5

This report shall not be reproduced without the written approval of UL Verification Services Inc.

NR Band 77 (Block A) Measured Results (ANT7) (continued)

BW (MHz)	OFDM Modulation Scheme	SCS (kHz)	Mode	RB Allocation	RB offset	Power Mode A (dBm)					Power Mode B (dBm)				
						[redacted]	633332	[redacted]	MPR	Tune-up Limit	[redacted]	633332	[redacted]	MPR	Tune-up Limit
							3499.98 MHz					3499.98 MHz			
30	DFT-s	30	π/2 BPSK	1	1		25.0		0	25.7		18.9		0	19.5
				1	38		25.0		0	25.7		18.9		0	19.5
				1	76		24.9		0	25.7		18.9		0	19.5
				36	18		25.0		0	25.7		18.8		0	19.5
			QPSK	1	1		25.0		0	25.7		18.8		0	19.5
				1	38		25.0		0	25.7		18.7		0	19.5
				1	76		24.9		0	25.7		18.9		0	19.5
				36	18		25.1		0	25.7		18.9		0	19.5

BW (MHz)	OFDM Modulation Scheme	SCS (kHz)	Mode	RB Allocation	RB offset	Power Mode A (dBm)					Power Mode B (dBm)				
						630832	633332	635832	MPR	Tune-up Limit	630832	633332	635832	MPR	Tune-up Limit
						3462.48 MHz	3499.98 MHz	3537.48 MHz			3462.48 MHz	3499.98 MHz	3537.48 MHz		
25	DFT-s	30	π/2 BPSK	1	1	25.1	25.1	25.0	0	25.7	18.8	18.8	18.7	0	19.5
				1	32	25.0	25.0	24.9	0	25.7	18.8	18.9	18.8	0	19.5
				1	63	25.0	25.0	25.1	0	25.7	18.8	18.8	18.9	0	19.5
				32	16	25.1	25.1	25.0	0	25.7	18.9	18.7	18.8	0	19.5
			QPSK	1	1	25.0	24.9	25.0	0	25.7	18.8	18.7	18.7	0	19.5
				1	32	25.0	25.0	25.1	0	25.7	18.9	18.8	18.9	0	19.5
				1	63	25.0	25.1	25.0	0	25.7	18.8	18.8	18.9	0	19.5
				32	16	25.0	25.0	25.0	0	25.7	18.8	18.7	18.9	0	19.5

BW (MHz)	OFDM Modulation Scheme	SCS (kHz)	Mode	RB Allocation	RB offset	Power Mode A (dBm)					Power Mode B (dBm)				
						630666	633332	635998	MPR	Tune-up Limit	630666	633332	635998	MPR	Tune-up Limit
						3459.99 MHz	3499.98 MHz	3539.97 MHz			3459.99 MHz	3499.98 MHz	3539.97 MHz		
20	DFT-s	30	π/2 BPSK	1	1	25.0	25.0	25.0	0	25.7	18.9	18.8	18.9	0	19.5
				1	25	25.0	25.1	25.0	0	25.7	18.9	18.7	18.8	0	19.5
				1	49	25.1	24.9	25.1	0	25.7	18.9	18.7	18.8	0	19.5
				25	12	25.1	25.1	25.1	0	25.7	18.8	18.7	18.9	0	19.5
			QPSK	1	1	25.0	25.1	24.9	0	25.7	18.7	18.7	18.7	0	19.5
				1	25	25.0	25.0	25.0	0	25.7	18.8	18.8	18.8	0	19.5
				1	49	25.1	25.0	25.1	0	25.7	18.8	18.7	18.7	0	19.5
				25	12	25.1	25.0	24.9	0	25.7	18.8	18.8	18.9	0	19.5

BW (MHz)	OFDM Modulation Scheme	SCS (kHz)	Mode	RB Allocation	RB offset	Power Mode A (dBm)					Power Mode B (dBm)				
						630500	633332	636166	MPR	Tune-up Limit	630500	633332	636166	MPR	Tune-up Limit
						3457.5 MHz	3499.98 MHz	3542.49 MHz			3457.5 MHz	3499.98 MHz	3542.49 MHz		
15	DFT-s	30	π/2 BPSK	1	1	24.9	25.1	24.9	0	25.7	18.7	18.7	18.8	0	19.5
				1	18	25.1	25.0	25.0	0	25.7	18.9	18.7	18.8	0	19.5
				1	36	25.1	25.0	24.9	0	25.7	18.9	18.7	18.7	0	19.5
				18	9	25.1	24.9	25.1	0	25.7	18.8	18.8	18.7	0	19.5
			QPSK	1	1	24.9	25.0	24.9	0	25.7	18.8	18.8	18.9	0	19.5
				1	18	25.1	25.0	24.9	0	25.7	18.9	18.9	18.8	0	19.5
				1	36	24.9	25.0	25.0	0	25.7	18.8	18.8	18.7	0	19.5
				18	9	25.0	25.0	24.9	0	25.7	18.8	18.9	18.7	0	19.5

BW (MHz)	OFDM Modulation Scheme	SCS (kHz)	Mode	RB Allocation	RB offset	Power Mode A (dBm)					Power Mode B (dBm)				
						630332	633332	636332	MPR	Tune-up Limit	630332	633332	636332	MPR	Tune-up Limit
						3454.98 MHz	3499.98 MHz	3544.98 MHz			3454.98 MHz	3499.98 MHz	3544.98 MHz		
10	DFT-s	30	π/2 BPSK	1	1	25.0	25.1	25.1	0	25.7	18.8	18.8	18.9	0	19.5
				1	11	25.0	24.9	25.0	0	25.7	18.9	18.7	18.8	0	19.5
				1	22	25.0	25.1	25.1	0	25.7	18.8	18.8	18.7	0	19.5
				12	6	25.0	25.0	24.9	0	25.7	18.8	18.8	18.7	0	19.5
			QPSK	1	1	25.1	25.1	24.9	0	25.7	18.8	18.7	18.9	0	19.5
				1	11	25.0	25.1	25.0	0	25.7	18.8	18.9	18.8	0	19.5
				1	22	25.0	25.0	25.1	0	25.7	18.7	18.8	18.7	0	19.5
				12	6	25.0	25.1	25.0	0	25.7	18.9	18.7	18.9	0	19.5

This report shall not be reproduced without the written approval of UL Verification Services Inc.

NR Band 77 (Block C) Measured Results (ANT7)

BW (MHz)	OFDM Modulation Scheme	SCS (kHz)	Mode	RB Allocation	RB offset	Power Mode A (dBm)			Power Mode B (dBm)		
						656000	MPR	Tune-up Limit	656000	MPR	Tune-up Limit
						3840 MHz			3840 MHz		
100	DFT-s	30	π/2 BPSK	1	1	24.7	0	25.7	18.4	0	19.5
				1	136	24.8	0	25.7	18.5	0	19.5
				1	271	24.7	0	25.7	18.4	0	19.5
				135	67	24.8	0	25.7	18.5	0	19.5
			QPSK	1	1	24.7	0	25.7	18.5	0	19.5
				1	136	24.7	0	25.7	18.5	0	19.5
				1	271	24.8	0	25.7	18.4	0	19.5
				135	67	24.6	0	25.7	18.3	0	19.5

BW (MHz)	OFDM Modulation Scheme	SCS (kHz)	Mode	RB Allocation	RB offset	Power Mode A (dBm)			Power Mode B (dBm)		
						656000	MPR	Tune-up Limit	656000	MPR	Tune-up Limit
						3840 MHz			3840 MHz		
90	DFT-s	30	π/2 BPSK	1	1	24.7	0	25.7	18.3	0	19.5
				1	122	24.8	0	25.7	18.4	0	19.5
				1	243	24.6	0	25.7	18.3	0	19.5
				121	60	24.7	0	25.7	18.4	0	19.5
			QPSK	1	1	24.6	0	25.7	18.5	0	19.5
				1	122	24.7	0	25.7	18.4	0	19.5
				1	243	24.7	0	25.7	18.5	0	19.5
				121	60	24.8	0	25.7	18.4	0	19.5

BW (MHz)	OFDM Modulation Scheme	SCS (kHz)	Mode	RB Allocation	RB offset	Power Mode A (dBm)			Power Mode B (dBm)		
						656000	MPR	Tune-up Limit	656000	MPR	Tune-up Limit
						3840 MHz			3840 MHz		
80	DFT-s	30	π/2 BPSK	1	1	24.8	0	25.7	18.4	0	19.5
				1	108	24.7	0	25.7	18.3	0	19.5
				1	215	24.8	0	25.7	18.4	0	19.5
				108	54	24.8	0	25.7	18.5	0	19.5
			QPSK	1	1	24.6	0	25.7	18.5	0	19.5
				1	108	24.8	0	25.7	18.3	0	19.5
				1	215	24.7	0	25.7	18.4	0	19.5
				108	54	24.7	0	25.7	18.3	0	19.5

BW (MHz)	OFDM Modulation Scheme	SCS (kHz)	Mode	RB Allocation	RB offset	Power Mode A (dBm)			Power Mode B (dBm)		
						656000	MPR	Tune-up Limit	656000	MPR	Tune-up Limit
						3840 MHz			3840 MHz		
70	DFT-s	30	π/2 BPSK	1	1	24.6	0	25.7	18.5	0	19.5
				1	91	24.7	0	25.7	18.5	0	19.5
				1	187	24.7	0	25.7	18.3	0	19.5
				94	47	24.7	0	25.7	18.4	0	19.5
			QPSK	1	1	24.6	0	25.7	18.3	0	19.5
				1	91	24.8	0	25.7	18.4	0	19.5
				1	187	24.6	0	25.7	18.5	0	19.5
				94	47	24.8	0	25.7	18.4	0	19.5

BW (MHz)	OFDM Modulation Scheme	SCS (kHz)	Mode	RB Allocation	RB offset	Power Mode A (dBm)			Power Mode B (dBm)		
						656000	MPR	Tune-up Limit	656000	MPR	Tune-up Limit
						3840 MHz			3840 MHz		
60	DFT-s	30	π/2 BPSK	1	1	24.6	0	25.7	18.4	0	19.5
				1	80	24.8	0	25.7	18.3	0	19.5
				1	160	24.7	0	25.7	18.3	0	19.5
				81	40	24.7	0	25.7	18.4	0	19.5
			QPSK	1	1	24.7	0	25.7	18.4	0	19.5
				1	80	24.8	0	25.7	18.3	0	19.5
				1	160	24.7	0	25.7	18.5	0	19.5
				81	40	24.6	0	25.7	18.5	0	19.5

BW (MHz)	OFDM Modulation Scheme	SCS (kHz)	Mode	RB Allocation	RB offset	Power Mode A (dBm)							Power Mode B (dBm)						
						648332	652166	656000	659832	663666	MPR	Tune-up Limit	648332	652166	656000	659832	663666	MPR	Tune-up Limit
						3724.98 MHz	3782.49 MHz	3840 MHz	3897.48 MHz	3954.99 MHz			3724.98 MHz	3782.49 MHz	3840 MHz	3897.48 MHz	3954.99 MHz		
50	DFT-s	30	π/2 BPSK	1	1	24.6	24.7	24.7	24.8	24.8	0	25.7	18.4	18.4	18.3	18.5	18.4	0	19.5
				1	66	24.8	24.7	24.7	24.7	24.7	0	25.7	18.4	18.5	18.5	18.4	18.4	0	19.5
				1	131	24.7	24.7	24.8	24.7	24.6	0	25.7	18.5	18.3	18.3	18.4	18.5	0	19.5
				64	32	24.6	24.7	24.7	24.7	24.7	0	25.7	18.4	18.4	18.5	18.4	18.3	0	19.5
			QPSK	1	1	24.7	24.6	24.7	24.7	24.6	0	25.7	18.3	18.5	18.5	18.4	18.4	0	19.5
				1	66	24.7	24.7	24.6	24.7	24.7	0	25.7	18.4	18.4	18.4	18.5	18.4	0	19.5
				1	131	24.7	24.7	24.7	24.8	24.7	0	25.7	18.4	18.4	18.4	18.3	18.3	0	19.5
				64	32	24.7	24.7	24.7	24.8	24.8	0	25.7	18.3	18.4	18.5	18.5	18.4	0	19.5

BW (MHz)	OFDM Modulation Scheme	Mode	Mode	RB Allocation	RB offset	Power Mode A (dBm)							Power Mode B (dBm)						
						647998	651998	656000	659998	663998	MPR	Tune-up Limit	647998	651998	656000	659998	663998	MPR	Tune-up Limit
						3719.97 MHz	3779.97 MHz	3840 MHz	3899.97 MHz	3959.97 MHz			3719.97 MHz	3779.97 MHz	3840 MHz	3899.97 MHz	3959.97 MHz		
40	DFT-s	30	π/2 BPSK	1	1	24.7	24.6	24.6	24.7	24.6	0	25.7	18.4	18.3	18.4	18.4	18.3	0	19.5
				1	52	24.7	24.6	24.7	24.7	24.7	0	25.7	18.4	18.4	18.4	18.5	18.4	0	19.5
				1	104	24.6	24.7	24.6	24.8	24.8	0	25.7	18.4	18.4	18.5	18.5	18.5	0	19.5
				50	25	24.8	24.7	24.8	24.6	24.6	0	25.7	18.5	18.5	18.5	18.3	18.5	0	19.5
			QPSK	1	1	24.8	24.7	24.7	24.7	24.7	0	25.7	18.3	18.4	18.4	18.4	18.4	0	19.5
				1	52	24.7	24.7	24.7	24.7	24.7	0	25.7	18.4	18.4	18.3	18.5	18.4	0	19.5
				1	104	24.7	24.8	24.7	24.7	24.6	0	25.7	18.4	18.4	18.4	18.4	18.5	0	19.5
				50	25	24.7	24.7	24.7	24.8	24.6	0	25.7	18.5	18.3	18.5	18.4	18.5	0	19.5

This report shall not be reproduced without the written approval of UL Verification Services Inc.

NR Band 77 (Block C) Measured Results (ANT7) (continued)

BW (MHz)	OFDM Modulation Scheme	SCS (kHz)	Mode	RB Allocation	RB offset	Power Mode A (dBm)							Power Mode B (dBm)						
						647666	651832	656000	660166	664332	MPR	Tune-up Limit	647666	651832	656000	660166	664332	MPR	Tune-up Limit
						3714.99 MHz	3777.48 MHz	3840 MHz	3902.49 MHz	3964.98 MHz			3714.99 MHz	3777.48 MHz	3840 MHz	3902.49 MHz	3964.98 MHz		
30	DFT-s	30	π/2 BPSK	1	1	24.6	24.6	24.7	24.6	24.7	0	25.7	18.4	18.4	18.5	18.4	18.4	0	19.5
				1	38	24.8	24.7	24.8	24.6	24.7	0	25.7	18.3	18.5	18.3	18.5	18.5	0	19.5
				1	76	24.7	24.7	24.7	24.6	24.6	0	25.7	18.5	18.4	18.3	18.5	18.4	0	19.5
				36	18	24.8	24.7	24.7	24.7	24.6	0	25.7	18.4	18.3	18.5	18.3	18.3	0	19.5
			QPSK	1	1	24.8	24.7	24.8	24.6	24.7	0	25.7	18.5	18.4	18.4	18.5	18.3	0	19.5
				1	38	24.8	24.7	24.7	24.6	24.7	0	25.7	18.4	18.3	18.5	18.5	18.5	0	19.5
				1	76	24.7	24.6	24.8	24.8	24.8	0	25.7	18.5	18.5	18.4	18.4	18.5	0	19.5
				36	18	24.8	24.7	24.7	24.7	24.7	0	25.7	18.4	18.4	18.3	18.4	18.4	0	19.5
BW (MHz)	OFDM Modulation Scheme	SCS (kHz)	Mode	RB Allocation	RB offset	Power Mode A (dBm)							Power Mode B (dBm)						
						647498	651748	656000	660248	664498	MPR	Tune-up Limit	647498	651748	656000	660248	664498	MPR	Tune-up Limit
						3712.47 MHz	3776.22 MHz	3840 MHz	3903.72 MHz	3967.47 MHz			3712.47 MHz	3776.22 MHz	3840 MHz	3903.72 MHz	3967.47 MHz		
25	DFT-s	30	π/2 BPSK	1	1	24.7	24.7	24.6	24.7	24.7	0	25.7	18.3	18.4	18.4	18.3	18.4	0	19.5
				1	32	24.8	24.7	24.8	24.7	24.8	0	25.7	18.4	18.3	18.4	18.5	18.4	0	19.5
				1	63	24.7	24.8	24.7	24.8	24.8	0	25.7	18.4	18.3	18.4	18.4	18.5	0	19.5
				32	16	24.7	24.7	24.7	24.7	24.7	0	25.7	18.4	18.5	18.3	18.5	18.4	0	19.5
			QPSK	1	1	24.6	24.6	24.7	24.7	24.8	0	25.7	18.5	18.3	18.3	18.4	18.5	0	19.5
				1	32	24.7	24.7	24.7	24.7	24.6	0	25.7	18.4	18.5	18.4	18.3	18.4	0	19.5
				1	63	24.7	24.7	24.6	24.7	24.8	0	25.7	18.4	18.4	18.4	18.4	18.5	0	19.5
				32	16	24.7	24.7	24.7	24.7	24.6	0	25.7	18.5	18.5	18.4	18.4	18.4	0	19.5
BW (MHz)	OFDM Modulation Scheme	SCS (kHz)	Mode	RB Allocation	RB offset	Power Mode A (dBm)							Power Mode B (dBm)						
						647332	651666	656000	660332	664666	MPR	Tune-up Limit	647332	651666	656000	660332	664666	MPR	Tune-up Limit
						3709.98 MHz	3774.99 MHz	3840 MHz	3904.98 MHz	3969.99 MHz			3709.98 MHz	3774.99 MHz	3840 MHz	3904.98 MHz	3969.99 MHz		
20	DFT-s	30	π/2 BPSK	1	1	24.6	24.7	24.8	24.6	24.8	0	25.7	18.3	18.5	18.5	18.5	18.5	0	19.5
				1	25	24.8	24.6	24.7	24.7	24.7	0	25.7	18.5	18.3	18.5	18.5	18.5	0	19.5
				1	49	24.6	24.6	24.7	24.7	24.7	0	25.7	18.4	18.5	18.4	18.3	18.3	0	19.5
				25	12	24.8	24.8	24.6	24.7	24.7	0	25.7	18.5	18.3	18.5	18.4	18.5	0	19.5
			QPSK	1	1	24.7	24.8	24.7	24.7	24.7	0	25.7	18.4	18.4	18.3	18.4	18.5	0	19.5
				1	25	24.7	24.8	24.7	24.7	24.6	0	25.7	18.5	18.5	18.4	18.5	18.5	0	19.5
				1	49	24.8	24.7	24.7	24.7	24.7	0	25.7	18.5	18.5	18.5	18.4	18.4	0	19.5
				25	12	24.8	24.8	24.8	24.7	24.7	0	25.7	18.4	18.4	18.5	18.5	18.3	0	19.5
BW (MHz)	OFDM Modulation Scheme	SCS (kHz)	Mode	RB Allocation	RB offset	Power Mode A (dBm)							Power Mode B (dBm)						
						647166	651582	656000	660416	664832	MPR	Tune-up Limit	647166	651582	656000	660416	664832	MPR	Tune-up Limit
						3707.49 MHz	3773.73 MHz	3840 MHz	3906.24 MHz	3972.48 MHz			3707.49 MHz	3773.73 MHz	3840 MHz	3906.24 MHz	3972.48 MHz		
15	DFT-s	30	π/2 BPSK	1	1	24.7	24.6	24.7	24.7	24.8	0	25.7	18.4	18.5	18.3	18.5	18.4	0	19.5
				1	18	24.8	24.7	24.7	24.8	24.8	0	25.7	18.5	18.3	18.5	18.4	18.3	0	19.5
				1	36	24.7	24.8	24.7	24.7	24.6	0	25.7	18.3	18.3	18.4	18.5	18.3	0	19.5
				18	9	24.7	24.6	24.6	24.6	24.6	0	25.7	18.4	18.4	18.4	18.4	18.3	0	19.5
			QPSK	1	1	24.7	24.8	24.8	24.8	24.8	0	25.7	18.3	18.4	18.5	18.3	18.3	0	19.5
				1	18	24.7	24.7	24.7	24.7	24.7	0	25.7	18.3	18.4	18.4	18.4	18.4	0	19.5
				1	36	24.7	24.8	24.6	24.8	24.7	0	25.7	18.5	18.4	18.5	18.4	18.4	0	19.5
				18	9	24.7	24.7	24.7	24.7	24.7	0	25.7	18.5	18.4	18.4	18.4	18.5	0	19.5
BW (MHz)	OFDM Modulation Scheme	SCS (kHz)	Mode	RB Allocation	RB offset	Power Mode A (dBm)							Power Mode B (dBm)						
						646998	651498	656000	660498	664998	MPR	Tune-up Limit	646998	651498	656000	660498	664998	MPR	Tune-up Limit
						3704.97 MHz	3772.47 MHz	3840 MHz	3907.47 MHz	3974.97 MHz			3704.97 MHz	3772.47 MHz	3840 MHz	3907.47 MHz	3974.97 MHz		
10	DFT-s	30	π/2 BPSK	1	1	24.8	24.7	24.7	24.7	24.7	0	25.7	18.4	18.4	18.3	18.4	18.5	0	19.5
				1	11	24.6	24.6	24.7	24.7	24.8	0	25.7	18.5	18.4	18.4	18.4	18.3	0	19.5
				1	22	24.6	24.8	24.8	24.7	24.8	0	25.7	18.4	18.5	18.4	18.5	18.3	0	19.5
				12	6	24.8	24.7	24.7	24.8	24.7	0	25.7	18.4	18.4	18.3	18.4	18.4	0	19.5
			QPSK	1	1	24.6	24.6	24.7	24.8	24.7	0	25.7	18.4	18.3	18.5	18.4	18.4	0	19.5
				1	11	24.7	24.7	24.6	24.7	24.7	0	25.7	18.5	18.4	18.4	18.5	18.4	0	19.5
				1	22	24.7	24.7	24.7	24.7	24.7	0	25.7	18.4	18.5	18.5	18.4	18.3	0	19.5
				12	6	24.7	24.7	24.6	24.7	24.8	0	25.7	18.4	18.4	18.4	18.5	18.3	0	19.5

This report shall not be reproduced without the written approval of UL Verification Services Inc.

NR Band 77 (Block A) Measured Results (ANT8)

BW (MHz)	OFDM Modulation Scheme	SCS (kHz)	Mode	RB Allocation	RB offset	Power Mode A (dBm)			Power Mode B (dBm)		
						633332	MPR	Tune-up Limit	633332	MPR	Tune-up Limit
						3499.98 MHz			3499.98 MHz		
100	DFT-s	30	π/2 BPSK	1	1	19.1	0	19.8	19.1	0	19.6
				1	136	19.1	0	19.8	19.4	0	19.6
				1	271	18.8	0	19.8	18.8	0	19.6
				135	67	19.1	0	19.8	19.3	0	19.6
			QPSK	1	1	19.1	0	19.8	19.1	0	19.6
				1	136	19.0	0	19.8	19.0	0	19.6
				1	271	18.8	0	19.8	18.9	0	19.6
				135	67	18.9	0	19.8	18.9	0	19.6

BW (MHz)	OFDM Modulation Scheme	SCS (kHz)	Mode	RB Allocation	RB offset	Power Mode A (dBm)			Power Mode B (dBm)		
						633332	MPR	Tune-up Limit	633332	MPR	Tune-up Limit
						3499.98 MHz			3499.98 MHz		
90	DFT-s	30	π/2 BPSK	1	1	18.8	0	19.8	19.0	0	19.6
				1	122	19.1	0	19.8	19.1	0	19.6
				1	243	18.8	0	19.8	19.0	0	19.6
				121	60	18.9	0	19.8	19.1	0	19.6
			QPSK	1	1	18.8	0	19.8	19.0	0	19.6
				1	122	18.9	0	19.8	19.0	0	19.6
				1	243	19.0	0	19.8	19.1	0	19.6
				121	60	19.0	0	19.8	18.9	0	19.6

BW (MHz)	OFDM Modulation Scheme	SCS (kHz)	Mode	RB Allocation	RB offset	Power Mode A (dBm)			Power Mode B (dBm)		
						633332	MPR	Tune-up Limit	633332	MPR	Tune-up Limit
						3499.98 MHz			3499.98 MHz		
80	DFT-s	30	π/2 BPSK	1	1	19.0	0	19.8	18.9	0	19.6
				1	108	19.0	0	19.8	19.1	0	19.6
				1	215	18.9	0	19.8	18.9	0	19.6
				108	54	18.9	0	19.8	19.1	0	19.6
			QPSK	1	1	18.9	0	19.8	19.1	0	19.6
				1	108	19.0	0	19.8	19.0	0	19.6
				1	215	19.1	0	19.8	19.0	0	19.6
				108	54	19.0	0	19.8	18.9	0	19.6

BW (MHz)	OFDM Modulation Scheme	SCS (kHz)	Mode	RB Allocation	RB offset	Power Mode A (dBm)			Power Mode B (dBm)		
						633332	MPR	Tune-up Limit	633332	MPR	Tune-up Limit
						3499.98 MHz			3499.98 MHz		
70	DFT-s	30	π/2 BPSK	1	1	19.1	0	19.8	19.1	0	19.6
				1	91	18.9	0	19.8	19.0	0	19.6
				1	187	18.9	0	19.8	18.9	0	19.6
				94	47	18.9	0	19.8	18.9	0	19.6
			QPSK	1	1	18.9	0	19.8	19.0	0	19.6
				1	91	18.8	0	19.8	19.1	0	19.6
				1	187	18.9	0	19.8	18.9	0	19.6
				94	47	19.0	0	19.8	19.0	0	19.6

BW (MHz)	OFDM Modulation Scheme	SCS (kHz)	Mode	RB Allocation	RB offset	Power Mode A (dBm)			Power Mode B (dBm)		
						633332	MPR	Tune-up Limit	633332	MPR	Tune-up Limit
						3499.98 MHz			3499.98 MHz		
60	DFT-s	30	π/2 BPSK	1	1	18.9	0	19.8	19.1	0	19.6
				1	80	18.8	0	19.8	18.9	0	19.6
				1	160	19.0	0	19.8	19.0	0	19.6
				81	40	19.0	0	19.8	19.1	0	19.6
			QPSK	1	1	18.9	0	19.8	19.0	0	19.6
				1	80	18.8	0	19.8	19.0	0	19.6
				1	160	18.8	0	19.8	19.1	0	19.6
				81	40	19.0	0	19.8	18.9	0	19.6

BW (MHz)	OFDM Modulation Scheme	SCS (kHz)	Mode	RB Allocation	RB offset	Power Mode A (dBm)			Power Mode B (dBm)		
						633332	MPR	Tune-up Limit	633332	MPR	Tune-up Limit
						3499.98 MHz			3499.98 MHz		
50	DFT-s	30	π/2 BPSK	1	1	18.8	0	19.8	18.9	0	19.6
				1	66	18.9	0	19.8	19.0	0	19.6
				1	131	18.9	0	19.8	19.1	0	19.6
				64	32	18.8	0	19.8	19.0	0	19.6
			QPSK	1	1	18.9	0	19.8	19.0	0	19.6
				1	66	19.1	0	19.8	19.1	0	19.6
				1	131	18.9	0	19.8	18.9	0	19.6
				64	32	18.9	0	19.8	19.1	0	19.6

BW (MHz)	OFDM Modulation Scheme	Mode	Mode	RB Allocation	RB offset	Power Mode A (dBm)			Power Mode B (dBm)		
						633332	MPR	Tune-up Limit	633332	MPR	Tune-up Limit
						3499.98 MHz			3499.98 MHz		
40	DFT-s	30	π/2 BPSK	1	1	19.0	0	19.8	18.9	0	19.6
				1	52	19.0	0	19.8	18.9	0	19.6
				1	104	18.8	0	19.8	19.0	0	19.6
				50	25	18.9	0	19.8	19.0	0	19.6
			QPSK	1	1	19.1	0	19.8	19.0	0	19.6
				1	52	18.9	0	19.8	19.1	0	19.6
				1	104	19.1	0	19.8	19.1	0	19.6
				50	25	18.9	0	19.8	18.9	0	19.6

This report shall not be reproduced without the written approval of UL Verification Services Inc.

NR Band 77 (Block A) Measured Results (ANT8) (continued)

BW (MHz)	OFDM Modulation Scheme	SCS (kHz)	Mode	RB Allocation	RB offset	Power Mode A (dBm)					Power Mode B (dBm)				
						[redacted]	633332	[redacted]	MPR	Tune-up Limit	[redacted]	633332	[redacted]	MPR	Tune-up Limit
							3499.98 MHz					3499.98 MHz			
30	DFT-s	30	π/2 BPSK	1	1	[redacted]	19.0	[redacted]	0	19.8	[redacted]	19.0	[redacted]	0	19.6
				1	38	[redacted]	18.8	[redacted]	0	19.8	[redacted]	19.0	[redacted]	0	19.6
				1	76	[redacted]	18.8	[redacted]	0	19.8	[redacted]	19.0	[redacted]	0	19.6
				36	18	[redacted]	18.9	[redacted]	0	19.8	[redacted]	19.0	[redacted]	0	19.6
			QPSK	1	1	[redacted]	18.9	[redacted]	0	19.8	[redacted]	19.1	[redacted]	0	19.6
				1	38	[redacted]	19.1	[redacted]	0	19.8	[redacted]	19.0	[redacted]	0	19.6
				1	76	[redacted]	18.9	[redacted]	0	19.8	[redacted]	18.9	[redacted]	0	19.6
				36	18	[redacted]	18.8	[redacted]	0	19.8	[redacted]	19.0	[redacted]	0	19.6

BW (MHz)	OFDM Modulation Scheme	SCS (kHz)	Mode	RB Allocation	RB offset	Power Mode A (dBm)					Power Mode B (dBm)				
						630832	633332	635832	MPR	Tune-up Limit	630832	633332	635832	MPR	Tune-up Limit
						3462.48 MHz	3499.98 MHz	3537.48 MHz			3462.48 MHz	3499.98 MHz	3537.48 MHz		
25	DFT-s	30	π/2 BPSK	1	1	19.0	19.0	19.1	0	19.8	19.1	18.9	19.1	0	19.6
				1	32	19.0	18.8	18.9	0	19.8	19.0	19.1	18.9	0	19.6
				1	63	18.9	19.0	18.9	0	19.8	19.0	19.0	19.0	0	19.6
				32	16	18.9	19.0	19.0	0	19.8	19.0	18.9	19.0	0	19.6
			QPSK	1	1	18.8	18.8	19.0	0	19.8	18.9	19.0	19.1	0	19.6
				1	32	19.0	18.9	19.1	0	19.8	19.0	19.0	18.9	0	19.6
				1	63	18.9	18.8	18.8	0	19.8	19.0	18.9	18.9	0	19.6
				32	16	18.8	19.0	18.9	0	19.8	18.9	18.9	18.9	0	19.6

BW (MHz)	OFDM Modulation Scheme	SCS (kHz)	Mode	RB Allocation	RB offset	Power Mode A (dBm)					Power Mode B (dBm)				
						630666	633332	635998	MPR	Tune-up Limit	630666	633332	635998	MPR	Tune-up Limit
						3459.99 MHz	3499.98 MHz	3539.97 MHz			3459.99 MHz	3499.98 MHz	3539.97 MHz		
20	DFT-s	30	π/2 BPSK	1	1	19.1	18.9	18.8	0	19.8	19.0	19.1	19.0	0	19.6
				1	25	19.0	18.9	18.9	0	19.8	19.0	19.0	19.0	0	19.6
				1	49	19.0	19.0	18.9	0	19.8	19.0	19.0	18.9	0	19.6
				25	12	19.0	19.0	19.0	0	19.8	18.9	18.9	18.9	0	19.6
			QPSK	1	1	19.0	19.0	19.0	0	19.8	19.0	19.0	19.0	0	19.6
				1	25	19.1	18.8	18.8	0	19.8	18.9	18.9	19.1	0	19.6
				1	49	18.8	18.8	19.0	0	19.8	19.1	19.1	19.0	0	19.6
				25	12	19.1	19.0	19.0	0	19.8	18.9	19.0	18.9	0	19.6

BW (MHz)	OFDM Modulation Scheme	SCS (kHz)	Mode	RB Allocation	RB offset	Power Mode A (dBm)					Power Mode B (dBm)				
						630500	633332	636166	MPR	Tune-up Limit	630500	633332	636166	MPR	Tune-up Limit
						3457.5 MHz	3499.98 MHz	3542.49 MHz			3457.5 MHz	3499.98 MHz	3542.49 MHz		
15	DFT-s	30	π/2 BPSK	1	1	19.0	19.0	18.9	0	19.8	19.0	19.0	19.1	0	19.6
				1	18	19.0	18.8	18.9	0	19.8	19.0	19.1	19.0	0	19.6
				1	36	18.9	19.0	18.9	0	19.8	18.9	18.9	19.1	0	19.6
				18	9	19.1	18.8	18.9	0	19.8	19.1	19.0	19.0	0	19.6
			QPSK	1	1	18.8	18.8	19.0	0	19.8	19.1	19.0	18.9	0	19.6
				1	18	18.9	18.9	18.9	0	19.8	19.1	18.9	19.0	0	19.6
				1	36	19.0	18.8	19.0	0	19.8	18.9	19.1	19.0	0	19.6
				18	9	18.9	18.9	19.1	0	19.8	19.0	18.9	19.1	0	19.6

BW (MHz)	OFDM Modulation Scheme	SCS (kHz)	Mode	RB Allocation	RB offset	Power Mode A (dBm)					Power Mode B (dBm)				
						630332	633332	636332	MPR	Tune-up Limit	630332	633332	636332	MPR	Tune-up Limit
						3454.98 MHz	3499.98 MHz	3544.98 MHz			3454.98 MHz	3499.98 MHz	3544.98 MHz		
10	DFT-s	30	π/2 BPSK	1	1	18.8	19.1	18.8	0	19.8	19.0	19.1	18.9	0	19.6
				1	11	19.1	19.0	18.8	0	19.8	19.1	18.9	19.0	0	19.6
				1	22	18.9	19.0	18.8	0	19.8	19.0	19.0	18.9	0	19.6
				12	6	19.0	18.8	18.9	0	19.8	19.1	19.0	18.9	0	19.6
			QPSK	1	1	18.8	19.0	19.0	0	19.8	19.0	19.0	18.9	0	19.6
				1	11	19.0	19.0	18.9	0	19.8	19.0	19.0	19.1	0	19.6
				1	22	18.8	19.0	18.9	0	19.8	19.1	18.9	19.0	0	19.6
				12	6	19.0	19.1	19.0	0	19.8	19.1	19.0	19.0	0	19.6

This report shall not be reproduced without the written approval of UL Verification Services Inc.

NR Band 77 (Block C) Measured Results (ANT8)

BW (MHz)	OFDM Modulation Scheme	SCS (kHz)	Mode	RB Allocation	RB offset	Power Mode A (dBm)							Power Mode B (dBm)						
								656000			MPR	Tune-up Limit			656000			MPR	Tune-up Limit
								3840 MHz							3840 MHz				
100	DFT-s	30	π/2 BPSK	1	1			19.2			0	19.8			19.1			0	19.6
				1	136			19.3			0	19.8			19.3			0	19.6
				1	271			19.1			0	19.8			19.0			0	19.6
				135	67			19.3			0	19.8			19.3			0	19.6
			QPSK	1	1			19.1			0	19.8			19.0			0	19.6
				1	136			19.3			0	19.8			19.3			0	19.6
				1	271			19.1			0	19.8			19.2			0	19.6
				135	67			19.0			0	19.8			19.1			0	19.6

BW (MHz)	OFDM Modulation Scheme	SCS (kHz)	Mode	RB Allocation	RB offset	Power Mode A (dBm)							Power Mode B (dBm)						
								656000			MPR	Tune-up Limit			656000			MPR	Tune-up Limit
								3840 MHz							3840 MHz				
90	DFT-s	30	π/2 BPSK	1	1			19.2			0	19.8			19.2			0	19.6
				1	122			19.1			0	19.8			19.2			0	19.6
				1	243			19.2			0	19.8			19.2			0	19.6
				121	60			19.3			0	19.8			19.2			0	19.6
			QPSK	1	1			19.2			0	19.8			19.2			0	19.6
				1	122			19.1			0	19.8			19.2			0	19.6
				1	243			19.2			0	19.8			19.3			0	19.6
				121	60			19.2			0	19.8			19.3			0	19.6

BW (MHz)	OFDM Modulation Scheme	SCS (kHz)	Mode	RB Allocation	RB offset	Power Mode A (dBm)							Power Mode B (dBm)						
								656000			MPR	Tune-up Limit			656000			MPR	Tune-up Limit
								3840 MHz							3840 MHz				
80	DFT-s	30	π/2 BPSK	1	1			19.3			0	19.8			19.2			0	19.6
				1	108			19.3			0	19.8			19.1			0	19.6
				1	215			19.3			0	19.8			19.2			0	19.6
				108	54			19.1			0	19.8			19.1			0	19.6
			QPSK	1	1			19.2			0	19.8			19.1			0	19.6
				1	108			19.1			0	19.8			19.2			0	19.6
				1	215			19.3			0	19.8			19.2			0	19.6
				108	54			19.2			0	19.8			19.3			0	19.6

BW (MHz)	OFDM Modulation Scheme	SCS (kHz)	Mode	RB Allocation	RB offset	Power Mode A (dBm)							Power Mode B (dBm)						
								656000			MPR	Tune-up Limit			656000			MPR	Tune-up Limit
								3840 MHz							3840 MHz				
70	DFT-s	30	π/2 BPSK	1	1			19.2			0	19.8			19.2			0	19.6
				1	91			19.2			0	19.8			19.3			0	19.6
				1	187			19.3			0	19.8			19.1			0	19.6
				94	47			19.2			0	19.8			19.2			0	19.6
			QPSK	1	1			19.2			0	19.8			19.1			0	19.6
				1	91			19.3			0	19.8			19.2			0	19.6
				1	187			19.3			0	19.8			19.1			0	19.6
				94	47			19.1			0	19.8			19.3			0	19.6

BW (MHz)	OFDM Modulation Scheme	SCS (kHz)	Mode	RB Allocation	RB offset	Power Mode A (dBm)							Power Mode B (dBm)						
								656000			MPR	Tune-up Limit			656000			MPR	Tune-up Limit
								3840 MHz							3840 MHz				
60	DFT-s	30	π/2 BPSK	1	1			19.3			0	19.8			19.2			0	19.6
				1	80			19.2			0	19.8			19.2			0	19.6
				1	160			19.2			0	19.8			19.3			0	19.6
				81	40			19.3			0	19.8			19.3			0	19.6
			QPSK	1	1			19.1			0	19.8			19.1			0	19.6
				1	80			19.2			0	19.8			19.2			0	19.6
				1	160			19.1			0	19.8			19.3			0	19.6
				81	40			19.3			0	19.8			19.2			0	19.6

BW (MHz)	OFDM Modulation Scheme	SCS (kHz)	Mode	RB Allocation	RB offset	Power Mode A (dBm)							Power Mode B (dBm)						
						648332	652166	656000	659832	663666	MPR	Tune-up Limit	648332	652166	656000	659832	663666	MPR	Tune-up Limit
						3724.98 MHz	3782.49 MHz	3840 MHz	3897.48 MHz	3954.99 MHz			3724.98 MHz	3782.49 MHz	3840 MHz	3897.48 MHz	3954.99 MHz		
50	DFT-s	30	π/2 BPSK	1	1	19.2	19.2	19.1	19.2	19.3	0	19.8	19.3	19.1	19.2	19.3	19.3	0	19.6
				1	66	19.1	19.2	19.1	19.1	19.2	0	19.8	19.2	19.1	19.1	19.2	19.2	0	19.6
				1	131	19.1	19.1	19.3	19.3	19.2	0	19.8	19.1	19.3	19.2	19.3	19.2	0	19.6
				64	32	19.3	19.2	19.2	19.2	19.3	0	19.8	19.2	19.1	19.2	19.3	19.3	0	19.6
			QPSK	1	1	19.1	19.2	19.2	19.3	19.1	0	19.8	19.1	19.2	19.3	19.2	19.2	0	19.6
				1	66	19.1	19.2	19.3	19.2	19.2	0	19.8	19.3	19.2	19.2	19.2	19.2	0	19.6
				1	131	19.2	19.2	19.1	19.1	19.3	0	19.8	19.2	19.2	19.2	19.2	19.2	0	19.6
				64	32	19.2	19.1	19.3	19.1	19.1	0	19.8	19.3	19.3	19.1	19.2	19.2	0	19.6

BW (MHz)	OFDM Modulation Scheme	Mode	Mode	RB Allocation	RB offset	Power Mode A (dBm)							Power Mode B (dBm)						
						647998	651998	656000	659998	663998	MPR	Tune-up Limit	647998	651998	656000	659998	663998	MPR	Tune-up Limit
						3719.97 MHz	3779.97 MHz	3840 MHz	3899.97 MHz	3959.97 MHz			3719.97 MHz	3779.97 MHz	3840 MHz	3899.97 MHz	3959.97 MHz		
40	DFT-s	30	π/2 BPSK	1	1	19.3	19.2	19.1	19.2	19.2	0	19.8	19.3	19.1	19.2	19.2	19.2	0	19.6
				1	52	19.2	19.2	19.3	19.2	19.1	0	19.8	19.2	19.2	19.3	19.2	19.1	0	19.6
				1	104	19.3	19.1	19.2	19.3	19.2	0	19.8	19.3	19.1	19.2	19.1	19.3	0	19.6
				50	25	19.2	19.1	19.3	19.2	19.2	0	19.8	19.3	19.2	19.2	19.2	19.2	0	19.6
			QPSK	1	1	19.3	19.2	19.3	19.2	19.2	0	19.8	19.1	19.2	19.2	19.2	19.2	0	19.6
				1	52	19.2	19.2	19.1	19.3	19.2	0	19.8	19.2	19.1	19.1	19.2	19.1	0	19.6
				1	104	19.3	19.2	19.2	19.2	19.2	0	19.8	19.2	19.2	19.2	19.3	19.1	0	19.6
				50	25	19.1	19.1	19.2	19.2	19.1	0	19.8	19.2	19.2	19.3	19.3	19.3	0	19.6

This report shall not be reproduced without the written approval of UL Verification Services Inc.

NR Band 77 (Block C) Measured Results (ANT8) (continued)

BW (MHz)	OFDM Modulation Scheme	SCS (kHz)	Mode	RB Allocation	RB offset	Power Mode A (dBm)							Power Mode B (dBm)						
						647666	651832	656000	660166	664332	MPR	Tune-up Limit	647666	651832	656000	660166	664332	MPR	Tune-up Limit
						3714.99 MHz	3777.48 MHz	3840 MHz	3902.49 MHz	3964.98 MHz			3714.99 MHz	3777.48 MHz	3840 MHz	3902.49 MHz	3964.98 MHz		
30	DFT-s	30	π/2 BPSK	1	1	19.2	19.3	19.2	19.1	19.3	0	19.8	19.2	19.2	19.2	19.1	19.1	0	19.6
				1	38	19.1	19.2	19.1	19.3	19.1	0	19.8	19.1	19.3	19.2	19.2	19.1	0	19.6
				1	76	19.2	19.3	19.2	19.2	19.1	0	19.8	19.1	19.3	19.2	19.3	19.3	0	19.6
				36	18	19.2	19.2	19.2	19.3	19.2	0	19.8	19.2	19.3	19.3	19.1	19.3	0	19.6
			QPSK	1	1	19.2	19.2	19.1	19.1	19.2	0	19.8	19.2	19.1	19.2	19.3	19.1	0	19.6
				1	38	19.2	19.3	19.2	19.3	19.2	0	19.8	19.2	19.3	19.2	19.2	19.3	0	19.6
				1	76	19.2	19.2	19.1	19.2	19.2	0	19.8	19.2	19.2	19.2	19.2	19.1	0	19.6
				36	18	19.3	19.2	19.2	19.1	19.3	0	19.8	19.2	19.1	19.1	19.3	19.1	0	19.6
BW (MHz)	OFDM Modulation Scheme	SCS (kHz)	Mode	RB Allocation	RB offset	Power Mode A (dBm)							Power Mode B (dBm)						
						647498	651748	656000	660248	664498	MPR	Tune-up Limit	647498	651748	656000	660248	664498	MPR	Tune-up Limit
						3712.47 MHz	3776.22 MHz	3840 MHz	3903.72 MHz	3967.47 MHz			3712.47 MHz	3776.22 MHz	3840 MHz	3903.72 MHz	3967.47 MHz		
25	DFT-s	30	π/2 BPSK	1	1	19.2	19.2	19.2	19.2	19.1	0	19.8	19.2	19.1	19.2	19.2	19.2	0	19.6
				1	32	19.2	19.2	19.3	19.2	19.1	0	19.8	19.2	19.2	19.1	19.1	19.1	0	19.6
				1	63	19.3	19.3	19.2	19.2	19.2	0	19.8	19.3	19.1	19.2	19.2	19.2	0	19.6
				32	16	19.3	19.2	19.2	19.2	19.2	0	19.8	19.1	19.2	19.1	19.3	19.3	0	19.6
			QPSK	1	1	19.2	19.1	19.2	19.2	19.3	0	19.8	19.3	19.2	19.2	19.1	19.1	0	19.6
				1	32	19.1	19.3	19.3	19.2	19.2	0	19.8	19.3	19.3	19.3	19.1	19.3	0	19.6
				1	63	19.1	19.1	19.2	19.3	19.1	0	19.8	19.3	19.2	19.2	19.2	19.1	0	19.6
				32	16	19.2	19.1	19.2	19.2	19.2	0	19.8	19.3	19.1	19.2	19.2	19.2	0	19.6
BW (MHz)	OFDM Modulation Scheme	SCS (kHz)	Mode	RB Allocation	RB offset	Power Mode A (dBm)							Power Mode B (dBm)						
						647332	651666	656000	660332	664666	MPR	Tune-up Limit	647332	651666	656000	660332	664666	MPR	Tune-up Limit
						3709.98 MHz	3774.99 MHz	3840 MHz	3904.98 MHz	3969.99 MHz			3709.98 MHz	3774.99 MHz	3840 MHz	3904.98 MHz	3969.99 MHz		
20	DFT-s	30	π/2 BPSK	1	1	19.2	19.1	19.2	19.2	19.2	0	19.8	19.2	19.3	19.2	19.1	19.2	0	19.6
				1	25	19.2	19.1	19.2	19.2	19.3	0	19.8	19.3	19.2	19.2	19.2	19.3	0	19.6
				1	49	19.3	19.3	19.2	19.2	19.3	0	19.8	19.2	19.2	19.2	19.1	19.2	0	19.6
				25	12	19.2	19.2	19.3	19.3	19.2	0	19.8	19.2	19.1	19.2	19.1	19.2	0	19.6
			QPSK	1	1	19.3	19.1	19.1	19.3	19.2	0	19.8	19.1	19.3	19.2	19.1	19.2	0	19.6
				1	25	19.2	19.1	19.1	19.2	19.1	0	19.8	19.2	19.2	19.3	19.2	19.2	0	19.6
				1	49	19.1	19.1	19.2	19.3	19.1	0	19.8	19.1	19.2	19.3	19.1	19.2	0	19.6
				25	12	19.2	19.2	19.2	19.1	19.2	0	19.8	19.1	19.2	19.3	19.1	19.3	0	19.6
BW (MHz)	OFDM Modulation Scheme	SCS (kHz)	Mode	RB Allocation	RB offset	Power Mode A (dBm)							Power Mode B (dBm)						
						647166	651582	656000	660416	664832	MPR	Tune-up Limit	647166	651582	656000	660416	664832	MPR	Tune-up Limit
						3707.49 MHz	3773.73 MHz	3840 MHz	3906.24 MHz	3972.48 MHz			3707.49 MHz	3773.73 MHz	3840 MHz	3906.24 MHz	3972.48 MHz		
15	DFT-s	30	π/2 BPSK	1	1	19.1	19.3	19.2	19.3	19.2	0	19.8	19.1	19.2	19.2	19.2	19.2	0	19.6
				1	18	19.3	19.2	19.2	19.2	19.2	0	19.8	19.2	19.2	19.3	19.2	19.1	0	19.6
				1	36	19.2	19.1	19.3	19.3	19.1	0	19.8	19.2	19.2	19.1	19.1	19.2	0	19.6
				18	9	19.1	19.1	19.1	19.1	19.2	0	19.8	19.1	19.2	19.2	19.1	19.1	0	19.6
			QPSK	1	1	19.2	19.2	19.3	19.2	19.3	0	19.8	19.3	19.3	19.2	19.2	19.2	0	19.6
				1	18	19.3	19.2	19.1	19.1	19.3	0	19.8	19.2	19.2	19.3	19.2	19.3	0	19.6
				1	36	19.2	19.2	19.2	19.1	19.2	0	19.8	19.2	19.1	19.2	19.2	19.1	0	19.6
				18	9	19.2	19.2	19.2	19.2	19.2	0	19.8	19.1	19.3	19.2	19.1	19.1	0	19.6
BW (MHz)	OFDM Modulation Scheme	SCS (kHz)	Mode	RB Allocation	RB offset	Power Mode A (dBm)							Power Mode B (dBm)						
						646998	651498	656000	660498	664998	MPR	Tune-up Limit	646998	651498	656000	660498	664998	MPR	Tune-up Limit
						3704.97 MHz	3772.47 MHz	3840 MHz	3907.47 MHz	3974.97 MHz			3704.97 MHz	3772.47 MHz	3840 MHz	3907.47 MHz	3974.97 MHz		
10	DFT-s	30	π/2 BPSK	1	1	19.3	19.3	19.1	19.3	19.1	0	19.8	19.2	19.2	19.1	19.2	19.2	0	19.6
				1	11	19.3	19.2	19.1	19.1	19.3	0	19.8	19.2	19.2	19.2	19.2	19.3	0	19.6
				1	22	19.2	19.1	19.1	19.3	19.3	0	19.8	19.2	19.1	19.2	19.3	19.2	0	19.6
				12	6	19.3	19.1	19.1	19.1	19.3	0	19.8	19.3	19.2	19.2	19.2	19.3	0	19.6
			QPSK	1	1	19.1	19.2	19.3	19.2	19.1	0	19.8	19.3	19.2	19.2	19.2	19.2	0	19.6
				1	11	19.3	19.1	19.3	19.1	19.2	0	19.8	19.2	19.2	19.3	19.1	19.1	0	19.6
				1	22	19.2	19.2	19.3	19.1	19.3	0	19.8	19.1	19.3	19.1	19.2	19.3	0	19.6
				12	6	19.3	19.3	19.1	19.3	19.2	0	19.8	19.3	19.2	19.3	19.3	19.3	0	19.6

This report shall not be reproduced without the written approval of UL Verification Services Inc.

NR Band 77 (Block A) Measured Results (ANT9)

BW (MHz)	OFDM Modulation Scheme	SCS (kHz)	Mode	RB Allocation	RB offset	Power Mode A (dBm)			Power Mode B (dBm)		
						633332	MPR	Tune-up Limit	633332	MPR	Tune-up Limit
						3499.98 MHz			3499.98 MHz		
100	DFT-s	30	π/2 BPSK	1	1	24.6	0	25.3	19.9	0	19.9
				1	136	24.6	0	25.3	19.9	0	19.9
				1	271	24.6	0	25.3	19.8	0	19.9
				135	67	24.6	0	25.3	19.9	0	19.9
			QPSK	1	1	24.5	0	25.3	19.9	0	19.9
				1	136	24.6	0	25.3	19.8	0	19.9
				1	271	24.6	0	25.3	19.8	0	19.9
				135	67	24.4	0	25.3	19.7	0	19.9

BW (MHz)	OFDM Modulation Scheme	SCS (kHz)	Mode	RB Allocation	RB offset	Power Mode A (dBm)			Power Mode B (dBm)		
						633332	MPR	Tune-up Limit	633332	MPR	Tune-up Limit
						3499.98 MHz			3499.98 MHz		
90	DFT-s	30	π/2 BPSK	1	1	24.4	0	25.3	19.8	0	19.9
				1	122	24.4	0	25.3	19.8	0	19.9
				1	243	24.3	0	25.3	19.6	0	19.9
				121	60	24.5	0	25.3	19.8	0	19.9
			QPSK	1	1	24.6	0	25.3	19.8	0	19.9
				1	122	24.4	0	25.3	19.6	0	19.9
				1	243	24.5	0	25.3	19.8	0	19.9
				121	60	24.6	0	25.3	19.8	0	19.9

BW (MHz)	OFDM Modulation Scheme	SCS (kHz)	Mode	RB Allocation	RB offset	Power Mode A (dBm)			Power Mode B (dBm)		
						633332	MPR	Tune-up Limit	633332	MPR	Tune-up Limit
						3499.98 MHz			3499.98 MHz		
80	DFT-s	30	π/2 BPSK	1	1	24.6	0	25.3	19.8	0	19.9
				1	108	24.4	0	25.3	19.7	0	19.9
				1	215	24.5	0	25.3	19.9	0	19.9
				108	54	24.4	0	25.3	19.8	0	19.9
			QPSK	1	1	24.4	0	25.3	19.7	0	19.9
				1	108	24.3	0	25.3	19.7	0	19.9
				1	215	24.5	0	25.3	19.6	0	19.9
				108	54	24.4	0	25.3	19.7	0	19.9

BW (MHz)	OFDM Modulation Scheme	SCS (kHz)	Mode	RB Allocation	RB offset	Power Mode A (dBm)			Power Mode B (dBm)		
						633332	MPR	Tune-up Limit	633332	MPR	Tune-up Limit
						3499.98 MHz			3499.98 MHz		
70	DFT-s	30	π/2 BPSK	1	1	24.4	0	25.3	19.7	0	19.9
				1	91	24.4	0	25.3	19.9	0	19.9
				1	187	24.6	0	25.3	19.6	0	19.9
				94	47	24.5	0	25.3	19.6	0	19.9
			QPSK	1	1	24.5	0	25.3	19.9	0	19.9
				1	91	24.5	0	25.3	19.7	0	19.9
				1	187	24.4	0	25.3	19.8	0	19.9
				94	47	24.4	0	25.3	19.8	0	19.9

BW (MHz)	OFDM Modulation Scheme	SCS (kHz)	Mode	RB Allocation	RB offset	Power Mode A (dBm)			Power Mode B (dBm)		
						633332	MPR	Tune-up Limit	633332	MPR	Tune-up Limit
						3499.98 MHz			3499.98 MHz		
60	DFT-s	30	π/2 BPSK	1	1	24.5	0	25.3	19.8	0	19.9
				1	80	24.5	0	25.3	19.8	0	19.9
				1	160	24.3	0	25.3	19.8	0	19.9
				81	40	24.4	0	25.3	19.9	0	19.9
			QPSK	1	1	24.6	0	25.3	19.8	0	19.9
				1	80	24.4	0	25.3	19.9	0	19.9
				1	160	24.5	0	25.3	19.8	0	19.9
				81	40	24.4	0	25.3	19.9	0	19.9

BW (MHz)	OFDM Modulation Scheme	SCS (kHz)	Mode	RB Allocation	RB offset	Power Mode A (dBm)			Power Mode B (dBm)		
						633332	MPR	Tune-up Limit	633332	MPR	Tune-up Limit
						3499.98 MHz			3499.98 MHz		
50	DFT-s	30	π/2 BPSK	1	1	24.3	0	25.3	19.6	0	19.9
				1	66	24.3	0	25.3	19.9	0	19.9
				1	131	24.5	0	25.3	19.7	0	19.9
				64	32	24.4	0	25.3	19.8	0	19.9
			QPSK	1	1	24.5	0	25.3	19.6	0	19.9
				1	66	24.4	0	25.3	19.7	0	19.9
				1	131	24.5	0	25.3	19.8	0	19.9
				64	32	24.5	0	25.3	19.6	0	19.9

BW (MHz)	OFDM Modulation Scheme	Mode	Mode	RB Allocation	RB offset	Power Mode A (dBm)			Power Mode B (dBm)		
						633332	MPR	Tune-up Limit	633332	MPR	Tune-up Limit
						3499.98 MHz			3499.98 MHz		
40	DFT-s	30	π/2 BPSK	1	1	24.5	0	25.3	19.6	0	19.9
				1	52	24.6	0	25.3	19.6	0	19.9
				1	104	24.4	0	25.3	19.6	0	19.9
				50	25	24.5	0	25.3	19.8	0	19.9
			QPSK	1	1	24.4	0	25.3	19.7	0	19.9
				1	52	24.4	0	25.3	19.9	0	19.9
				1	104	24.3	0	25.3	19.8	0	19.9
				50	25	24.5	0	25.3	19.7	0	19.9

This report shall not be reproduced without the written approval of UL Verification Services Inc.

NR Band 77 (Block A) Measured Results (ANT9) (continued)

BW (MHz)	OFDM Modulation Scheme	SCS (kHz)	Mode	RB Allocation	RB offset	Power Mode A (dBm)					Power Mode B (dBm)				
							633332		MPR	Tune-up Limit		633332		MPR	Tune-up Limit
							3499.98 MHz					3499.98 MHz			
30	DFT-s	30	π/2 BPSK	1	1		24.5		0	25.3		19.8		0	19.9
				1	38		24.4		0	25.3		19.6		0	19.9
				1	76		24.4		0	25.3		19.7		0	19.9
				36	18		24.4		0	25.3		19.7		0	19.9
			QPSK	1	1		24.3		0	25.3		19.9		0	19.9
				1	38		24.5		0	25.3		19.9		0	19.9
				1	76		24.5		0	25.3		19.7		0	19.9
				36	18		24.5		0	25.3		19.8		0	19.9

BW (MHz)	OFDM Modulation Scheme	SCS (kHz)	Mode	RB Allocation	RB offset	Power Mode A (dBm)					Power Mode B (dBm)				
						630832	633332	635832	MPR	Tune-up Limit	630832	633332	635832	MPR	Tune-up Limit
						3462.48 MHz	3499.98 MHz	3537.48 MHz			3462.48 MHz	3499.98 MHz	3537.48 MHz		
25	DFT-s	30	π/2 BPSK	1	1	24.3	24.4	24.4	0	25.3	19.8	19.8	19.8	0	19.9
				1	32	24.5	24.5	24.3	0	25.3	19.9	19.9	19.8	0	19.9
				1	63	24.5	24.4	24.5	0	25.3	19.7	19.7	19.8	0	19.9
				32	16	24.5	24.6	24.3	0	25.3	19.6	19.9	19.7	0	19.9
			QPSK	1	1	24.4	24.4	24.5	0	25.3	19.7	19.7	19.8	0	19.9
				1	32	24.5	24.6	24.6	0	25.3	19.9	19.9	19.7	0	19.9
				1	63	24.4	24.6	24.3	0	25.3	19.8	19.8	19.7	0	19.9
				32	16	24.3	24.6	24.5	0	25.3	19.8	19.8	19.7	0	19.9

BW (MHz)	OFDM Modulation Scheme	SCS (kHz)	Mode	RB Allocation	RB offset	Power Mode A (dBm)					Power Mode B (dBm)				
						630666	633332	635998	MPR	Tune-up Limit	630666	633332	635998	MPR	Tune-up Limit
						3459.99 MHz	3499.98 MHz	3539.97 MHz			3459.99 MHz	3499.98 MHz	3539.97 MHz		
20	DFT-s	30	π/2 BPSK	1	1	24.4	24.5	24.5	0	25.3	19.7	19.6	19.8	0	19.9
				1	25	24.5	24.5	24.5	0	25.3	19.7	19.8	19.7	0	19.9
				1	49	24.3	24.4	24.5	0	25.3	19.7	19.7	19.9	0	19.9
				25	12	24.3	24.3	24.3	0	25.3	19.7	19.8	19.7	0	19.9
			QPSK	1	1	24.4	24.4	24.5	0	25.3	19.8	19.9	19.8	0	19.9
				1	25	24.3	24.6	24.4	0	25.3	19.8	19.9	19.8	0	19.9
				1	49	24.4	24.4	24.4	0	25.3	19.9	19.9	19.8	0	19.9
				25	12	24.4	24.5	24.5	0	25.3	19.8	19.7	19.7	0	19.9

BW (MHz)	OFDM Modulation Scheme	SCS (kHz)	Mode	RB Allocation	RB offset	Power Mode A (dBm)					Power Mode B (dBm)				
						630500	633332	636166	MPR	Tune-up Limit	630500	633332	636166	MPR	Tune-up Limit
						3457.5 MHz	3499.98 MHz	3542.49 MHz			3457.5 MHz	3499.98 MHz	3542.49 MHz		
15	DFT-s	30	π/2 BPSK	1	1	24.4	24.3	24.5	0	25.3	19.8	19.7	19.8	0	19.9
				1	18	24.4	24.6	24.6	0	25.3	19.9	19.6	19.7	0	19.9
				1	36	24.6	24.4	24.4	0	25.3	19.7	19.7	19.8	0	19.9
				18	9	24.4	24.3	24.6	0	25.3	19.8	19.7	19.6	0	19.9
			QPSK	1	1	24.3	24.3	24.5	0	25.3	19.6	19.8	19.8	0	19.9
				1	18	24.4	24.5	24.4	0	25.3	19.8	19.8	19.8	0	19.9
				1	36	24.4	24.3	24.4	0	25.3	19.8	19.8	19.7	0	19.9
				18	9	24.5	24.4	24.3	0	25.3	19.6	19.8	19.7	0	19.9

BW (MHz)	OFDM Modulation Scheme	SCS (kHz)	Mode	RB Allocation	RB offset	Power Mode A (dBm)					Power Mode B (dBm)				
						630332	633332	636332	MPR	Tune-up Limit	630332	633332	636332	MPR	Tune-up Limit
						3454.98 MHz	3499.98 MHz	3544.98 MHz			3454.98 MHz	3499.98 MHz	3544.98 MHz		
10	DFT-s	30	π/2 BPSK	1	1	24.6	24.3	24.3	0	25.3	19.6	19.7	19.7	0	19.9
				1	11	24.4	24.3	24.4	0	25.3	19.8	19.7	19.9	0	19.9
				1	22	24.5	24.5	24.6	0	25.3	19.7	19.8	19.8	0	19.9
				12	6	24.4	24.4	24.4	0	25.3	19.8	19.7	19.6	0	19.9
			QPSK	1	1	24.3	24.4	24.6	0	25.3	19.9	19.6	19.7	0	19.9
				1	11	24.6	24.5	24.5	0	25.3	19.7	19.7	19.8	0	19.9
				1	22	24.5	24.5	24.5	0	25.3	19.8	19.7	19.7	0	19.9
				12	6	24.6	24.4	24.3	0	25.3	19.7	19.7	19.7	0	19.9

This report shall not be reproduced without the written approval of UL Verification Services Inc.

NR Band 77 (Block C) Measured Results (ANT9)

BW (MHz)	OFDM Modulation Scheme	SCS (kHz)	Mode	RB Allocation	RB offset	Power Mode A (dBm)			Power Mode B (dBm)		
						656000	MPR	Tune-up Limit	656000	MPR	Tune-up Limit
						3840 MHz			3840 MHz		
100	DFT-s	30	π/2 BPSK	1	1	24.5	0	25.3	19.8	0	19.9
				1	136	24.6	0	25.3	19.9	0	19.9
				1	271	24.6	0	25.3	19.8	0	19.9
				135	67	24.6	0	25.3	19.9	0	19.9
			QPSK	1	1	24.5	0	25.3	19.7	0	19.9
				1	136	24.6	0	25.3	19.9	0	19.9
				1	271	24.6	0	25.3	19.8	0	19.9
				135	67	24.4	0	25.3	19.7	0	19.9

BW (MHz)	OFDM Modulation Scheme	SCS (kHz)	Mode	RB Allocation	RB offset	Power Mode A (dBm)			Power Mode B (dBm)		
						656000	MPR	Tune-up Limit	656000	MPR	Tune-up Limit
						3840 MHz			3840 MHz		
90	DFT-s	30	π/2 BPSK	1	1	24.5	0	25.3	19.8	0	19.9
				1	122	24.5	0	25.3	19.7	0	19.9
				1	243	24.5	0	25.3	19.8	0	19.9
				121	60	24.4	0	25.3	19.9	0	19.9
			QPSK	1	1	24.5	0	25.3	19.8	0	19.9
				1	122	24.4	0	25.3	19.8	0	19.9
				1	243	24.4	0	25.3	19.7	0	19.9
				121	60	24.6	0	25.3	19.7	0	19.9

BW (MHz)	OFDM Modulation Scheme	SCS (kHz)	Mode	RB Allocation	RB offset	Power Mode A (dBm)			Power Mode B (dBm)		
						656000	MPR	Tune-up Limit	656000	MPR	Tune-up Limit
						3840 MHz			3840 MHz		
80	DFT-s	30	π/2 BPSK	1	1	24.6	0	25.3	19.7	0	19.9
				1	108	24.5	0	25.3	19.7	0	19.9
				1	215	24.4	0	25.3	19.7	0	19.9
				108	54	24.4	0	25.3	19.9	0	19.9
			QPSK	1	1	24.6	0	25.3	19.7	0	19.9
				1	108	24.6	0	25.3	19.8	0	19.9
				1	215	24.5	0	25.3	19.7	0	19.9
				108	54	24.6	0	25.3	19.8	0	19.9

BW (MHz)	OFDM Modulation Scheme	SCS (kHz)	Mode	RB Allocation	RB offset	Power Mode A (dBm)			Power Mode B (dBm)		
						656000	MPR	Tune-up Limit	656000	MPR	Tune-up Limit
						3840 MHz			3840 MHz		
70	DFT-s	30	π/2 BPSK	1	1	24.4	0	25.3	19.8	0	19.9
				1	91	24.6	0	25.3	19.9	0	19.9
				1	187	24.4	0	25.3	19.7	0	19.9
				94	47	24.6	0	25.3	19.7	0	19.9
			QPSK	1	1	24.6	0	25.3	19.7	0	19.9
				1	91	24.4	0	25.3	19.7	0	19.9
				1	187	24.6	0	25.3	19.7	0	19.9
				94	47	24.6	0	25.3	19.8	0	19.9

BW (MHz)	OFDM Modulation Scheme	SCS (kHz)	Mode	RB Allocation	RB offset	Power Mode A (dBm)			Power Mode B (dBm)		
						656000	MPR	Tune-up Limit	656000	MPR	Tune-up Limit
						3840 MHz			3840 MHz		
60	DFT-s	30	π/2 BPSK	1	1	24.5	0	25.3	19.8	0	19.9
				1	80	24.5	0	25.3	19.7	0	19.9
				1	160	24.4	0	25.3	19.8	0	19.9
				81	40	24.6	0	25.3	19.9	0	19.9
			QPSK	1	1	24.5	0	25.3	19.9	0	19.9
				1	80	24.5	0	25.3	19.7	0	19.9
				1	160	24.6	0	25.3	19.8	0	19.9
				81	40	24.6	0	25.3	19.8	0	19.9

BW (MHz)	OFDM Modulation Scheme	SCS (kHz)	Mode	RB Allocation	RB offset	Power Mode A (dBm)							Power Mode B (dBm)							
						648332	652166	656000	659832	663666	MPR	Tune-up Limit	648332	652166	656000	659832	663666	MPR	Tune-up Limit
						3724.98 MHz	3782.49 MHz	3840 MHz	3897.48 MHz	3954.99 MHz			3724.98 MHz	3782.49 MHz	3840 MHz	3897.48 MHz	3954.99 MHz		
50	DFT-s	30	π/2 BPSK	1	1	24.4	24.6	24.5	24.5	24.6	0	25.3	19.7	19.8	19.8	19.8	19.9	0	19.9
				1	66	24.4	24.5	24.4	24.5	24.6	0	25.3	19.7	19.8	19.8	19.8	19.7	0	19.9
				1	131	24.6	24.6	24.5	24.5	24.5	0	25.3	19.9	19.7	19.8	19.8	19.7	0	19.9
				64	32	24.4	24.6	24.4	24.5	24.4	0	25.3	19.9	19.8	19.9	19.7	19.9	0	19.9
			QPSK	1	1	24.4	24.5	24.4	24.5	24.5	0	25.3	19.8	19.7	19.9	19.9	19.9	0	19.9
				1	66	24.5	24.5	24.5	24.5	24.4	0	25.3	19.8	19.8	19.8	19.9	19.8	0	19.9
				1	131	24.6	24.5	24.4	24.4	24.4	0	25.3	19.8	19.9	19.9	19.9	19.8	0	19.9
				64	32	24.4	24.6	24.6	24.5	24.5	0	25.3	19.8	19.9	19.7	19.7	19.8	0	19.9

BW (MHz)	OFDM Modulation Scheme	Mode	Mode	RB Allocation	RB offset	Power Mode A (dBm)							Power Mode B (dBm)						
						647998	651998	656000	659998	663998	MPR	Tune-up Limit	647998	651998	656000	659998	663998	MPR	Tune-up Limit
						3719.97 MHz	3779.97 MHz	3840 MHz	3899.97 MHz	3959.97 MHz			3719.97 MHz	3779.97 MHz	3840 MHz	3899.97 MHz	3959.97 MHz		
40	DFT-s	30	π/2 BPSK	1	1	24.5	24.4	24.6	24.5	24.4	0	25.3	19.7	19.8	19.8	19.7	19.9	0	19.9
				1	52	24.5	24.6	24.4	24.5	24.4	0	25.3	19.8	19.8	19.8	19.8	19.8	0	19.9
				1	104	24.4	24.6	24.4	24.5	24.6	0	25.3	19.7	19.7	19.8	19.7	19.8	0	19.9
				50	25	24.6	24.6	24.6	24.6	24.5	0	25.3	19.8	19.7	19.8	19.9	19.8	0	19.9
			QPSK	1	1	24.5	24.5	24.5	24.5	24.6	0	25.3	19.8	19.7	19.8	19.8	19.9	0	19.9
				1	52	24.5	24.4	24.5	24.5	24.4	0	25.3	19.8	19.8	19.8	19.7	19.8	0	19.9
				1	104	24.6	24.4	24.4	24.4	24.5	0	25.3	19.7	19.7	19.8	19.8	19.9	0	19.9
				50	25	24.6	24.6	24.6	24.6	24.4	0	25.3	19.8	19.8	19.8	19.7	19.7	0	19.9

This report shall not be reproduced without the written approval of UL Verification Services Inc.

NR Band 77 (Block C) Measured Results (ANT9) (continued)

BW (MHz)	OFDM Modulation Scheme	SCS (kHz)	Mode	RB Allocation	RB offset	Power Mode A (dBm)							Power Mode B (dBm)						
						647666	651832	656000	660166	664332	MPR	Tune-up Limit	647666	651832	656000	660166	664332	MPR	Tune-up Limit
						3714.99 MHz	3777.48 MHz	3840 MHz	3902.49 MHz	3964.98 MHz			3714.99 MHz	3777.48 MHz	3840 MHz	3902.49 MHz	3964.98 MHz		
30	DFT-s	30	π/2 BPSK	1	1	24.5	24.5	24.4	24.4	24.5	0	25.3	19.8	19.7	19.9	19.8	19.8	0	19.9
				1	38	24.5	24.5	24.6	24.4	24.5	0	25.3	19.8	19.8	19.8	19.8	19.9	0	19.9
				1	76	24.6	24.5	24.4	24.4	24.5	0	25.3	19.7	19.8	19.8	19.8	19.9	0	19.9
				36	18	24.5	24.5	24.6	24.4	24.6	0	25.3	19.8	19.7	19.8	19.9	19.9	0	19.9
			QPSK	1	1	24.5	24.6	24.5	24.6	24.6	0	25.3	19.7	19.7	19.8	19.8	19.7	0	19.9
				1	38	24.4	24.4	24.6	24.5	24.4	0	25.3	19.9	19.8	19.7	19.8	19.8	0	19.9
				1	76	24.5	24.5	24.5	24.5	24.6	0	25.3	19.7	19.8	19.9	19.7	19.8	0	19.9
				36	18	24.6	24.5	24.6	24.6	24.4	0	25.3	19.9	19.8	19.8	19.8	19.9	0	19.9
BW (MHz)	OFDM Modulation Scheme	SCS (kHz)	Mode	RB Allocation	RB offset	Power Mode A (dBm)							Power Mode B (dBm)						
						647498	651748	656000	660248	664498	MPR	Tune-up Limit	647498	651748	656000	660248	664498	MPR	Tune-up Limit
						3712.47 MHz	3776.22 MHz	3840 MHz	3903.72 MHz	3967.47 MHz			3712.47 MHz	3776.22 MHz	3840 MHz	3903.72 MHz	3967.47 MHz		
25	DFT-s	30	π/2 BPSK	1	1	24.5	24.4	24.5	24.5	24.5	0	25.3	19.8	19.8	19.8	19.8	19.9	0	19.9
				1	32	24.4	24.4	24.5	24.5	24.5	0	25.3	19.8	19.8	19.8	19.8	19.8	0	19.9
				1	63	24.6	24.5	24.5	24.6	24.5	0	25.3	19.8	19.7	19.8	19.7	19.8	0	19.9
				32	16	24.5	24.5	24.6	24.6	24.5	0	25.3	19.8	19.8	19.8	19.9	19.8	0	19.9
			QPSK	1	1	24.4	24.5	24.4	24.5	24.5	0	25.3	19.8	19.8	19.7	19.8	19.8	0	19.9
				1	32	24.5	24.5	24.5	24.5	24.6	0	25.3	19.9	19.7	19.9	19.9	19.8	0	19.9
				1	63	24.4	24.5	24.4	24.6	24.5	0	25.3	19.7	19.7	19.7	19.8	19.7	0	19.9
				32	16	24.5	24.6	24.5	24.4	24.4	0	25.3	19.7	19.7	19.8	19.9	19.8	0	19.9
BW (MHz)	OFDM Modulation Scheme	SCS (kHz)	Mode	RB Allocation	RB offset	Power Mode A (dBm)							Power Mode B (dBm)						
						647332	651666	656000	660332	664666	MPR	Tune-up Limit	647332	651666	656000	660332	664666	MPR	Tune-up Limit
						3709.98 MHz	3774.99 MHz	3840 MHz	3904.98 MHz	3969.99 MHz			3709.98 MHz	3774.99 MHz	3840 MHz	3904.98 MHz	3969.99 MHz		
20	DFT-s	30	π/2 BPSK	1	1	24.5	24.6	24.4	24.5	24.5	0	25.3	19.8	19.9	19.7	19.9	19.9	0	19.9
				1	25	24.5	24.6	24.5	24.5	24.4	0	25.3	19.9	19.9	19.9	19.9	19.8	0	19.9
				1	49	24.5	24.4	24.4	24.5	24.6	0	25.3	19.8	19.8	19.7	19.8	19.7	0	19.9
				25	12	24.4	24.5	24.6	24.4	24.5	0	25.3	19.7	19.8	19.8	19.7	19.7	0	19.9
			QPSK	1	1	24.5	24.4	24.4	24.5	24.5	0	25.3	19.7	19.7	19.8	19.8	19.8	0	19.9
				1	25	24.5	24.6	24.6	24.5	24.5	0	25.3	19.9	19.8	19.8	19.8	19.7	0	19.9
				1	49	24.5	24.4	24.5	24.4	24.4	0	25.3	19.8	19.7	19.8	19.8	19.7	0	19.9
				25	12	24.5	24.4	24.5	24.4	24.6	0	25.3	19.8	19.8	19.7	19.7	19.8	0	19.9
BW (MHz)	OFDM Modulation Scheme	SCS (kHz)	Mode	RB Allocation	RB offset	Power Mode A (dBm)							Power Mode B (dBm)						
						647166	651582	656000	660416	664832	MPR	Tune-up Limit	647166	651582	656000	660416	664832	MPR	Tune-up Limit
						3707.49 MHz	3773.73 MHz	3840 MHz	3906.24 MHz	3972.48 MHz			3707.49 MHz	3773.73 MHz	3840 MHz	3906.24 MHz	3972.48 MHz		
15	DFT-s	30	π/2 BPSK	1	1	24.6	24.6	24.6	24.5	24.6	0	25.3	19.8	19.8	19.9	19.8	19.8	0	19.9
				1	18	24.5	24.4	24.5	24.6	24.6	0	25.3	19.7	19.8	19.8	19.9	19.7	0	19.9
				1	36	24.5	24.6	24.6	24.5	24.5	0	25.3	19.7	19.7	19.9	19.7	19.8	0	19.9
				18	9	24.5	24.5	24.6	24.5	24.6	0	25.3	19.8	19.8	19.9	19.9	19.9	0	19.9
			QPSK	1	1	24.6	24.5	24.5	24.4	24.5	0	25.3	19.7	19.8	19.8	19.8	19.8	0	19.9
				1	18	24.4	24.6	24.5	24.5	24.5	0	25.3	19.7	19.9	19.7	19.8	19.9	0	19.9
				1	36	24.6	24.5	24.6	24.5	24.5	0	25.3	19.9	19.9	19.8	19.8	19.7	0	19.9
				18	9	24.4	24.6	24.5	24.5	24.5	0	25.3	19.8	19.8	19.8	19.8	19.7	0	19.9
BW (MHz)	OFDM Modulation Scheme	SCS (kHz)	Mode	RB Allocation	RB offset	Power Mode A (dBm)							Power Mode B (dBm)						
						646998	651498	656000	660498	664998	MPR	Tune-up Limit	646998	651498	656000	660498	664998	MPR	Tune-up Limit
						3704.97 MHz	3772.47 MHz	3840 MHz	3907.47 MHz	3974.97 MHz			3704.97 MHz	3772.47 MHz	3840 MHz	3907.47 MHz	3974.97 MHz		
10	DFT-s	30	π/2 BPSK	1	1	24.6	24.5	24.5	24.5	24.6	0	25.3	19.9	19.9	19.7	19.8	19.8	0	19.9
				1	11	24.4	24.6	24.5	24.4	24.5	0	25.3	19.8	19.8	19.8	19.8	19.7	0	19.9
				1	22	24.4	24.6	24.5	24.4	24.6	0	25.3	19.8	19.9	19.8	19.8	19.9	0	19.9
				12	6	24.5	24.4	24.5	24.5	24.6	0	25.3	19.9	19.8	19.8	19.8	19.8	0	19.9
			QPSK	1	1	24.6	24.5	24.5	24.5	24.4	0	25.3	19.7	19.8	19.7	19.7	19.7	0	19.9
				1	11	24.4	24.5	24.5	24.6	24.5	0	25.3	19.8	19.7	19.8	19.7	19.8	0	19.9
				1	22	24.6	24.5	24.4	24.4	24.5	0	25.3	19.8	19.8	19.8	19.7	19.8	0	19.9
				12	6	24.4	24.5	24.5	24.6	24.6	0	25.3	19.8	19.9	19.8	19.9	19.7	0	19.9

This report shall not be reproduced without the written approval of UL Verification Services Inc.

NR Band 77 (Block A) Measured Results (ANT4)

BW (MHz)	OFDM Modulation Scheme	SCS (kHz)	Mode	RB Allocation	RB offset	Power Mode A (dBm)			Power Mode B (dBm)		
						633332 3499.98 MHz	MPR	Tune-up Limit	633332 3499.98 MHz	MPR	Tune-up Limit
100	DFT-s	30	π/2 BPSK	1	1	19.1	0	19.5	18.9	0	19.1
				1	136	19.2	0	19.5	18.9	0	19.1
				1	271	19.0	0	19.5	18.8	0	19.1
				135	67	19.1	0	19.5	18.9	0	19.1
			QPSK	1	1	19.1	0	19.5	18.8	0	19.1
				1	136	19.0	0	19.5	18.8	0	19.1
				1	271	19.0	0	19.5	18.8	0	19.1
				135	67	18.9	0	19.5	18.8	0	19.1

BW (MHz)	OFDM Modulation Scheme	SCS (kHz)	Mode	RB Allocation	RB offset	Power Mode A (dBm)			Power Mode B (dBm)		
						633332 3499.98 MHz	MPR	Tune-up Limit	633332 3499.98 MHz	MPR	Tune-up Limit
90	DFT-s	30	π/2 BPSK	1	1	18.9	0	19.5	18.9	0	19.1
				1	122	18.9	0	19.5	18.8	0	19.1
				1	243	19.1	0	19.5	18.8	0	19.1
				121	60	19.1	0	19.5	18.8	0	19.1
			QPSK	1	1	19.0	0	19.5	18.8	0	19.1
				1	122	18.9	0	19.5	18.8	0	19.1
				1	243	18.9	0	19.5	18.8	0	19.1
				121	60	19.1	0	19.5	18.8	0	19.1

BW (MHz)	OFDM Modulation Scheme	SCS (kHz)	Mode	RB Allocation	RB offset	Power Mode A (dBm)			Power Mode B (dBm)		
						633332 3499.98 MHz	MPR	Tune-up Limit	633332 3499.98 MHz	MPR	Tune-up Limit
80	DFT-s	30	π/2 BPSK	1	1	19.1	0	19.5	18.9	0	19.1
				1	108	19.0	0	19.5	18.8	0	19.1
				1	215	19.0	0	19.5	18.8	0	19.1
				108	54	19.0	0	19.5	18.9	0	19.1
			QPSK	1	1	18.9	0	19.5	18.9	0	19.1
				1	108	19.1	0	19.5	18.9	0	19.1
				1	215	19.0	0	19.5	18.8	0	19.1
				108	54	19.1	0	19.5	18.8	0	19.1

BW (MHz)	OFDM Modulation Scheme	SCS (kHz)	Mode	RB Allocation	RB offset	Power Mode A (dBm)			Power Mode B (dBm)		
						633332 3499.98 MHz	MPR	Tune-up Limit	633332 3499.98 MHz	MPR	Tune-up Limit
70	DFT-s	30	π/2 BPSK	1	1	19.1	0	19.5	18.8	0	19.1
				1	91	19.1	0	19.5	18.9	0	19.1
				1	187	19.1	0	19.5	18.9	0	19.1
				94	47	19.1	0	19.5	18.8	0	19.1
			QPSK	1	1	19.0	0	19.5	18.9	0	19.1
				1	91	18.9	0	19.5	18.8	0	19.1
				1	187	19.1	0	19.5	18.8	0	19.1
				94	47	19.1	0	19.5	18.8	0	19.1

BW (MHz)	OFDM Modulation Scheme	SCS (kHz)	Mode	RB Allocation	RB offset	Power Mode A (dBm)			Power Mode B (dBm)		
						633332 3499.98 MHz	MPR	Tune-up Limit	633332 3499.98 MHz	MPR	Tune-up Limit
60	DFT-s	30	π/2 BPSK	1	1	18.9	0	19.5	18.9	0	19.1
				1	80	19.1	0	19.5	18.9	0	19.1
				1	160	19.0	0	19.5	18.9	0	19.1
				81	40	19.0	0	19.5	18.9	0	19.1
			QPSK	1	1	19.1	0	19.5	18.9	0	19.1
				1	80	18.9	0	19.5	18.9	0	19.1
				1	160	18.9	0	19.5	18.9	0	19.1
				81	40	19.1	0	19.5	18.9	0	19.1

BW (MHz)	OFDM Modulation Scheme	SCS (kHz)	Mode	RB Allocation	RB offset	Power Mode A (dBm)			Power Mode B (dBm)		
						633332 3499.98 MHz	MPR	Tune-up Limit	633332 3499.98 MHz	MPR	Tune-up Limit
50	DFT-s	30	π/2 BPSK	1	1	18.9	0	19.5	18.8	0	19.1
				1	66	19.1	0	19.5	18.8	0	19.1
				1	131	18.9	0	19.5	18.9	0	19.1
				64	32	19.0	0	19.5	18.9	0	19.1
			QPSK	1	1	18.9	0	19.5	18.8	0	19.1
				1	66	19.1	0	19.5	18.9	0	19.1
				1	131	19.0	0	19.5	18.9	0	19.1
				64	32	19.0	0	19.5	18.9	0	19.1

BW (MHz)	OFDM Modulation Scheme	Mode	Mode	RB Allocation	RB offset	Power Mode A (dBm)			Power Mode B (dBm)		
						633332 3499.98 MHz	MPR	Tune-up Limit	633332 3499.98 MHz	MPR	Tune-up Limit
40	DFT-s	30	π/2 BPSK	1	1	19.0	0	19.5	18.8	0	19.1
				1	52	19.1	0	19.5	18.9	0	19.1
				1	104	19.0	0	19.5	18.9	0	19.1
				50	25	19.0	0	19.5	18.9	0	19.1
			QPSK	1	1	19.0	0	19.5	18.8	0	19.1
				1	52	19.0	0	19.5	18.9	0	19.1
				1	104	19.0	0	19.5	18.9	0	19.1
				50	25	19.0	0	19.5	18.9	0	19.1

This report shall not be reproduced without the written approval of UL Verification Services Inc.

NR Band 77 (Block A) Measured Results (ANT4) (continued)

BW (MHz)	OFDM Modulation Scheme	SCS (kHz)	Mode	RB Allocation	RB offset	Power Mode A (dBm)					Power Mode B (dBm)				
							633332		MPR	Tune-up Limit		633332		MPR	Tune-up Limit
							3499.98 MHz					3499.98 MHz			
30	DFT-s	30	π/2 BPSK	1	1		19.1		0	19.5		18.9		0	19.1
				1	38		19.0		0	19.5		18.9		0	19.1
				1	76		18.9		0	19.5		18.9		0	19.1
				36	18		19.0		0	19.5		18.9		0	19.1
			QPSK	1	1		19.0		0	19.5		18.9		0	19.1
				1	38		19.0		0	19.5		18.9		0	19.1
				1	76		19.0		0	19.5		18.9		0	19.1
				36	18		19.0		0	19.5		18.9		0	19.1

BW (MHz)	OFDM Modulation Scheme	SCS (kHz)	Mode	RB Allocation	RB offset	Power Mode A (dBm)					Power Mode B (dBm)				
						630832	633332	635832	MPR	Tune-up Limit	630832	633332	635832	MPR	Tune-up Limit
						3462.48 MHz	3499.98 MHz	3537.48 MHz			3462.48 MHz	3499.98 MHz	3537.48 MHz		
25	DFT-s	30	π/2 BPSK	1	1	18.9	18.9	19.0	0	19.5	18.9	18.9	18.9	0	19.1
				1	32	19.1	18.9	18.9	0	19.5	18.9	18.9	18.9	0	19.1
				1	63	19.0	19.0	18.9	0	19.5	18.9	18.9	18.9	0	19.1
				32	16	19.0	19.1	18.9	0	19.5	18.9	18.9	18.9	0	19.1
			QPSK	1	1	19.1	19.0	19.0	0	19.5	18.9	18.9	18.9	0	19.1
				1	32	19.1	19.1	19.0	0	19.5	18.9	18.9	18.9	0	19.1
				1	63	19.0	19.0	19.0	0	19.5	18.9	18.9	18.9	0	19.1
				32	16	18.9	19.1	19.0	0	19.5	18.9	18.9	18.9	0	19.1

BW (MHz)	OFDM Modulation Scheme	SCS (kHz)	Mode	RB Allocation	RB offset	Power Mode A (dBm)					Power Mode B (dBm)				
						630666	633332	635998	MPR	Tune-up Limit	630666	633332	635998	MPR	Tune-up Limit
						3459.99 MHz	3499.98 MHz	3539.97 MHz			3459.99 MHz	3499.98 MHz	3539.97 MHz		
20	DFT-s	30	π/2 BPSK	1	1	18.9	19.0	19.0	0	19.5	18.9	18.9	18.9	0	19.1
				1	25	19.0	18.9	19.0	0	19.5	18.9	18.9	18.9	0	19.1
				1	49	19.1	19.0	19.1	0	19.5	18.9	18.9	18.9	0	19.1
				25	12	19.0	19.0	18.9	0	19.5	18.9	18.9	18.9	0	19.1
			QPSK	1	1	19.0	19.0	18.9	0	19.5	18.9	18.9	18.9	0	19.1
				1	25	19.0	19.0	19.1	0	19.5	18.9	18.9	18.9	0	19.1
				1	49	18.9	19.0	19.0	0	19.5	18.9	18.9	18.9	0	19.1
				25	12	19.0	18.9	19.0	0	19.5	18.9	18.9	18.9	0	19.1

BW (MHz)	OFDM Modulation Scheme	SCS (kHz)	Mode	RB Allocation	RB offset	Power Mode A (dBm)					Power Mode B (dBm)				
						630500	633332	636166	MPR	Tune-up Limit	630500	633332	636166	MPR	Tune-up Limit
						3457.5 MHz	3499.98 MHz	3542.49 MHz			3457.5 MHz	3499.98 MHz	3542.49 MHz		
15	DFT-s	30	π/2 BPSK	1	1	19.0	19.1	18.9	0	19.5	18.9	18.9	18.9	0	19.1
				1	18	18.9	19.0	19.0	0	19.5	18.9	18.9	18.9	0	19.1
				1	36	18.9	19.0	19.0	0	19.5	18.9	18.9	18.9	0	19.1
				18	9	19.1	19.0	19.0	0	19.5	18.9	18.9	18.9	0	19.1
			QPSK	1	1	19.0	18.9	19.1	0	19.5	18.9	18.9	18.9	0	19.1
				1	18	19.0	19.0	19.1	0	19.5	18.9	18.9	18.9	0	19.1
				1	36	19.1	18.9	19.0	0	19.5	18.9	18.9	18.9	0	19.1
				18	9	19.1	19.1	18.9	0	19.5	18.9	18.9	18.9	0	19.1

BW (MHz)	OFDM Modulation Scheme	SCS (kHz)	Mode	RB Allocation	RB offset	Power Mode A (dBm)					Power Mode B (dBm)				
						630332	633332	636332	MPR	Tune-up Limit	630332	633332	636332	MPR	Tune-up Limit
						3454.98 MHz	3499.98 MHz	3544.98 MHz			3454.98 MHz	3499.98 MHz	3544.98 MHz		
10	DFT-s	30	π/2 BPSK	1	1	19.1	18.9	19.0	0	19.5	18.9	18.9	18.9	0	19.1
				1	11	19.0	18.9	19.1	0	19.5	18.9	18.9	18.9	0	19.1
				1	22	18.9	19.1	19.1	0	19.5	18.9	18.9	18.9	0	19.1
				12	6	19.0	19.1	18.9	0	19.5	18.9	18.9	18.9	0	19.1
			QPSK	1	1	19.1	19.0	19.0	0	19.5	18.9	18.9	18.9	0	19.1
				1	11	19.0	18.9	19.0	0	19.5	18.9	18.9	18.9	0	19.1
				1	22	19.0	19.0	19.0	0	19.5	18.9	18.9	18.9	0	19.1
				12	6	18.9	19.1	19.1	0	19.5	18.9	18.9	18.9	0	19.1

This report shall not be reproduced without the written approval of UL Verification Services Inc.

NR Band 77 (Block C) Measured Results (ANT4)

BW (MHz)	OFDM Modulation Scheme	SCS (kHz)	Mode	RB Allocation	RB offset	Power Mode A (dBm)							Power Mode B (dBm)						
						[redacted]		656000	[redacted]		MPR	Tune-up Limit	[redacted]		656000	[redacted]		MPR	Tune-up Limit
								3840 MHz							3840 MHz				
100	DFT-s	30	π/2 BPSK	1	1			18.9			0	19.5			18.9			0	19.1
				1	136			19.1			0	19.5			18.9			0	19.1
				1	271			18.9			0	19.5			18.6			0	19.1
				135	67			19.0			0	19.5			18.9			0	19.1
			QPSK	1	1			18.8			0	19.5			18.9			0	19.1
				1	136			18.8			0	19.5			18.9			0	19.1
				1	271			18.7			0	19.5			18.8			0	19.1
				135	67			18.7			0	19.5			18.8			0	19.1

BW (MHz)	OFDM Modulation Scheme	SCS (kHz)	Mode	RB Allocation	RB offset	Power Mode A (dBm)							Power Mode B (dBm)						
						[redacted]		656000	[redacted]		MPR	Tune-up Limit	[redacted]		656000	[redacted]		MPR	Tune-up Limit
								3840 MHz							3840 MHz				
90	DFT-s	30	π/2 BPSK	1	1			18.8			0	19.5			18.8			0	19.1
				1	122			18.8			0	19.5			18.8			0	19.1
				1	243			18.9			0	19.5			18.6			0	19.1
				121	60			18.8			0	19.5			18.9			0	19.1
			QPSK	1	1			18.8			0	19.5			18.9			0	19.1
				1	122			18.8			0	19.5			18.8			0	19.1
				1	243			18.7			0	19.5			18.7			0	19.1
				121	60			18.8			0	19.5			18.7			0	19.1

BW (MHz)	OFDM Modulation Scheme	SCS (kHz)	Mode	RB Allocation	RB offset	Power Mode A (dBm)							Power Mode B (dBm)						
						[redacted]		656000	[redacted]		MPR	Tune-up Limit	[redacted]		656000	[redacted]		MPR	Tune-up Limit
								3840 MHz							3840 MHz				
80	DFT-s	30	π/2 BPSK	1	1			18.8			0	19.5			18.7			0	19.1
				1	108			18.8			0	19.5			18.9			0	19.1
				1	215			18.8			0	19.5			18.7			0	19.1
				108	54			18.8			0	19.5			18.7			0	19.1
			QPSK	1	1			18.8			0	19.5			18.8			0	19.1
				1	108			18.7			0	19.5			18.7			0	19.1
				1	215			18.7			0	19.5			18.7			0	19.1
				108	54			18.8			0	19.5			18.8			0	19.1

BW (MHz)	OFDM Modulation Scheme	SCS (kHz)	Mode	RB Allocation	RB offset	Power Mode A (dBm)							Power Mode B (dBm)						
						[redacted]		656000	[redacted]		MPR	Tune-up Limit	[redacted]		656000	[redacted]		MPR	Tune-up Limit
								3840 MHz							3840 MHz				
70	DFT-s	30	π/2 BPSK	1	1			18.9			0	19.5			18.7			0	19.1
				1	91			18.7			0	19.5			18.8			0	19.1
				1	187			18.8			0	19.5			18.7			0	19.1
				94	47			18.8			0	19.5			18.8			0	19.1
			QPSK	1	1			18.8			0	19.5			18.8			0	19.1
				1	91			18.7			0	19.5			18.9			0	19.1
				1	187			18.7			0	19.5			18.7			0	19.1
				94	47			18.9			0	19.5			18.8			0	19.1

BW (MHz)	OFDM Modulation Scheme	SCS (kHz)	Mode	RB Allocation	RB offset	Power Mode A (dBm)							Power Mode B (dBm)						
						[redacted]		656000	[redacted]		MPR	Tune-up Limit	[redacted]		656000	[redacted]		MPR	Tune-up Limit
								3840 MHz							3840 MHz				
60	DFT-s	30	π/2 BPSK	1	1			18.7			0	19.5			18.6			0	19.1
				1	80			18.8			0	19.5			18.8			0	19.1
				1	160			18.8			0	19.5			18.9			0	19.1
				81	40			18.8			0	19.5			18.9			0	19.1
			QPSK	1	1			18.9			0	19.5			18.8			0	19.1
				1	80			18.8			0	19.5			18.9			0	19.1
				1	160			18.7			0	19.5			18.9			0	19.1
				81	40			18.8			0	19.5			18.8			0	19.1

BW (MHz)	OFDM Modulation Scheme	SCS (kHz)	Mode	RB Allocation	RB offset	Power Mode A (dBm)							Power Mode B (dBm)						
						648332	652166	656000	659832	663666	MPR	Tune-up Limit	648332	652166	656000	659832	663666	MPR	Tune-up Limit
						3724.98 MHz	3782.49 MHz	3840 MHz	3897.48 MHz	3954.99 MHz			3724.98 MHz	3782.49 MHz	3840 MHz	3897.48 MHz	3954.99 MHz		
50	DFT-s	30	π/2 BPSK	1	1	18.9	18.7	18.8	18.7	18.8	0	19.5	18.6	18.6	18.9	18.9	18.8	0	19.1
				1	66	18.8	18.8	18.9	18.8	18.9	0	19.5	18.6	18.6	18.9	18.8	18.8	0	19.1
				1	131	18.7	18.8	18.9	18.9	18.9	0	19.5	18.7	18.9	18.6	18.8	18.6	0	19.1
				64	32	18.9	18.9	18.8	18.8	18.8	0	19.5	18.8	18.6	18.8	18.7	18.7	0	19.1
			QPSK	1	1	18.9	18.9	18.8	18.9	18.8	0	19.5	18.9	18.7	18.8	18.8	18.9	0	19.1
				1	66	18.8	18.7	18.8	18.7	18.8	0	19.5	18.7	18.7	18.8	18.8	18.7	0	19.1
				1	131	18.8	18.7	18.8	18.7	18.7	0	19.5	18.8	18.9	18.8	18.6	18.9	0	19.1
				64	32	18.9	18.8	18.8	18.7	18.7	0	19.5	18.8	18.7	18.7	18.8	18.7	0	19.1

BW (MHz)	OFDM Modulation Scheme	Mode	Mode	RB Allocation	RB offset	Power Mode A (dBm)							Power Mode B (dBm)						
						647998	651998	656000	659998	663998	MPR	Tune-up Limit	647998	651998	656000	659998	663998	MPR	Tune-up Limit
						3719.97 MHz	3779.97 MHz	3840 MHz	3899.97 MHz	3959.97 MHz			3719.97 MHz	3779.97 MHz	3840 MHz	3899.97 MHz	3959.97 MHz		
40	DFT-s	30	π/2 BPSK	1	1	18.8	18.8	18.8	18.9	18.8	0	19.5	18.8	18.6	18.6	18.6	18.9	0	19.1
				1	52	18.8	18.8	18.8	18.9	18.9	0	19.5	18.7	18.8	18.8	18.6	18.8	0	19.1
				1	104	18.9	18.7	18.8	18.8	18.9	0	19.5	18.9	18.9	18.7	18.8	18.6	0	19.1
				50	25	18.7	18.8	18.7	18.8	18.9	0	19.5	18.7	18.7	18.7	18.8	18.9	0	19.1
			QPSK	1	1	18.8	18.8	18.8	18.7	18.7	0	19.5	18.8	18.7	18.7	18.8	18.8	0	19.1
				1	52	18.8	18.9	18.8	18.9	18.8	0	19.5	18.8	18.8	18.7	18.9	18.8	0	19.1
				1	104	18.8	18.9	18.7	18.7	18.7	0	19.5	18.6	18.6	18.8	18.7	18.9	0	19.1
				50	25	18.8	18.7	18.8	18.8	18.8	0	19.5	18.7	18.6	18.9	18.8	18.7	0	19.1

This report shall not be reproduced without the written approval of UL Verification Services Inc.

NR Band 77 (Block C) Measured Results (ANT4) (continued)

BW (MHz)	OFDM Modulation Scheme	SCS (kHz)	Mode	RB Allocation	RB offset	Power Mode A (dBm)							Power Mode B (dBm)						
						647666	651832	656000	660166	664332	MPR	Tune-up Limit	647666	651832	656000	660166	664332	MPR	Tune-up Limit
						3714.99 MHz	3777.48 MHz	3840 MHz	3902.49 MHz	3964.98 MHz			3714.99 MHz	3777.48 MHz	3840 MHz	3902.49 MHz	3964.98 MHz		
30	DFT-s	30	π/2 BPSK	1	1	18.8	18.9	18.9	18.7	18.7	0	19.5	18.9	18.8	18.9	18.8	18.6	0	19.1
				1	38	18.8	18.7	18.7	18.9	18.9	0	19.5	18.8	18.7	18.8	18.7	18.8	0	19.1
				1	76	18.8	18.9	18.7	18.7	18.7	0	19.5	18.6	18.7	18.7	18.7	18.7	0	19.1
				36	18	18.7	18.7	18.9	18.7	18.7	0	19.5	18.8	18.9	18.8	18.9	18.7	0	19.1
			QPSK	1	1	18.9	18.8	18.8	18.8	18.8	0	19.5	18.6	18.8	18.7	18.7	18.8	0	19.1
				1	38	18.8	18.9	18.8	18.7	18.7	0	19.5	18.8	18.7	18.6	18.7	18.8	0	19.1
				1	76	18.8	18.8	18.9	18.8	18.9	0	19.5	18.7	18.7	18.6	18.7	18.8	0	19.1
				36	18	18.8	18.7	18.7	18.7	18.8	0	19.5	18.6	18.8	18.6	18.8	18.8	0	19.1
BW (MHz)	OFDM Modulation Scheme	SCS (kHz)	Mode	RB Allocation	RB offset	Power Mode A (dBm)							Power Mode B (dBm)						
						647498	651748	656000	660248	664498	MPR	Tune-up Limit	647498	651748	656000	660248	664498	MPR	Tune-up Limit
						3712.47 MHz	3776.22 MHz	3840 MHz	3903.72 MHz	3967.47 MHz			3712.47 MHz	3776.22 MHz	3840 MHz	3903.72 MHz	3967.47 MHz		
25	DFT-s	30	π/2 BPSK	1	1	18.7	18.7	18.8	18.8	18.8	0	19.5	18.9	18.9	18.7	18.8	18.9	0	19.1
				1	32	18.8	18.8	18.8	18.9	18.8	0	19.5	18.8	18.8	18.8	18.6	18.8	0	19.1
				1	63	18.9	18.9	18.8	18.9	18.9	0	19.5	18.8	18.7	18.7	18.6	18.7	0	19.1
				32	16	18.7	18.8	18.7	18.9	18.9	0	19.5	18.7	18.8	18.6	18.8	18.9	0	19.1
			QPSK	1	1	18.8	18.8	18.7	18.7	18.8	0	19.5	18.8	18.8	18.8	18.9	18.7	0	19.1
				1	32	18.8	18.8	18.7	18.7	18.8	0	19.5	18.7	18.6	18.7	18.7	18.6	0	19.1
				1	63	18.7	18.8	18.8	18.9	18.9	0	19.5	18.8	18.6	18.9	18.9	18.8	0	19.1
				32	16	18.8	18.7	18.9	18.8	18.9	0	19.5	18.7	18.8	18.9	18.9	18.7	0	19.1
BW (MHz)	OFDM Modulation Scheme	SCS (kHz)	Mode	RB Allocation	RB offset	Power Mode A (dBm)							Power Mode B (dBm)						
						647332	651666	656000	660332	664666	MPR	Tune-up Limit	647332	651666	656000	660332	664666	MPR	Tune-up Limit
						3709.98 MHz	3774.99 MHz	3840 MHz	3904.98 MHz	3969.99 MHz			3709.98 MHz	3774.99 MHz	3840 MHz	3904.98 MHz	3969.99 MHz		
20	DFT-s	30	π/2 BPSK	1	1	18.9	18.7	18.8	18.8	18.9	0	19.5	18.8	18.9	18.8	18.7	18.9	0	19.1
				1	25	18.8	18.7	18.8	18.8	18.8	0	19.5	18.7	18.7	18.7	18.9	18.6	0	19.1
				1	49	18.8	18.7	18.7	18.8	18.8	0	19.5	18.7	18.8	18.8	18.8	18.9	0	19.1
				25	12	18.8	18.8	18.7	18.8	18.7	0	19.5	18.8	18.7	18.8	18.9	18.9	0	19.1
			QPSK	1	1	18.8	18.7	18.8	18.7	18.8	0	19.5	18.8	18.9	18.6	18.7	18.7	0	19.1
				1	25	18.9	18.8	18.8	18.7	18.7	0	19.5	18.9	18.8	18.7	18.7	18.7	0	19.1
				1	49	18.7	18.9	18.8	18.8	18.7	0	19.5	18.9	18.9	18.6	18.8	18.8	0	19.1
				25	12	18.8	18.9	18.9	18.9	18.9	0	19.5	18.9	18.7	18.8	18.7	18.7	0	19.1
BW (MHz)	OFDM Modulation Scheme	SCS (kHz)	Mode	RB Allocation	RB offset	Power Mode A (dBm)							Power Mode B (dBm)						
						647166	651582	656000	660416	664832	MPR	Tune-up Limit	647166	651582	656000	660416	664832	MPR	Tune-up Limit
						3707.49 MHz	3773.73 MHz	3840 MHz	3906.24 MHz	3972.48 MHz			3707.49 MHz	3773.73 MHz	3840 MHz	3906.24 MHz	3972.48 MHz		
15	DFT-s	30	π/2 BPSK	1	1	18.7	18.8	18.8	18.8	18.8	0	19.5	18.7	18.8	18.8	18.8	18.9	0	19.1
				1	18	18.8	18.8	18.8	18.9	18.9	0	19.5	18.6	18.9	18.8	18.7	18.6	0	19.1
				1	36	18.7	18.7	18.7	18.9	18.8	0	19.5	18.7	18.8	18.7	18.7	18.9	0	19.1
				18	9	18.9	18.9	18.9	18.8	18.9	0	19.5	18.8	18.6	18.9	18.8	18.6	0	19.1
			QPSK	1	1	18.9	18.8	18.9	18.8	18.8	0	19.5	18.9	18.8	18.6	18.6	18.7	0	19.1
				1	18	18.8	18.7	18.7	18.9	18.8	0	19.5	18.8	18.8	18.9	18.6	18.7	0	19.1
				1	36	18.8	18.7	18.8	18.8	18.9	0	19.5	18.8	18.8	18.7	18.7	18.7	0	19.1
				18	9	18.8	18.8	18.7	18.9	18.8	0	19.5	18.6	18.8	18.8	18.8	18.7	0	19.1
BW (MHz)	OFDM Modulation Scheme	SCS (kHz)	Mode	RB Allocation	RB offset	Power Mode A (dBm)							Power Mode B (dBm)						
						646998	651498	656000	660498	664998	MPR	Tune-up Limit	646998	651498	656000	660498	664998	MPR	Tune-up Limit
						3704.97 MHz	3772.47 MHz	3840 MHz	3907.47 MHz	3974.97 MHz			3704.97 MHz	3772.47 MHz	3840 MHz	3907.47 MHz	3974.97 MHz		
10	DFT-s	30	π/2 BPSK	1	1	18.9	18.9	18.8	18.9	18.8	0	19.5	18.8	18.9	18.7	18.9	18.8	0	19.1
				1	11	18.7	18.9	18.8	18.9	18.9	0	19.5	18.8	18.9	18.6	18.6	18.8	0	19.1
				1	22	18.8	18.8	18.8	18.9	18.8	0	19.5	18.7	18.8	18.8	18.8	18.8	0	19.1
				12	6	18.9	18.9	18.8	18.7	18.7	0	19.5	18.8	18.9	18.6	18.6	18.8	0	19.1
			QPSK	1	1	18.8	18.7	18.8	18.7	18.9	0	19.5	18.7	18.6	18.9	18.8	18.6	0	19.1
				1	11	18.8	18.8	18.9	18.7	18.7	0	19.5	18.7	18.8	18.9	18.7	18.8	0	19.1
				1	22	18.8	18.8	18.7	18.8	18.8	0	19.5	18.9	18.8	18.9	18.7	18.8	0	19.1
				12	6	18.8	18.8	18.9	18.8	18.7	0	19.5	18.9	18.7	18.8	18.8	18.8	0	19.1

This report shall not be reproduced without the written approval of UL Verification Services Inc.

9.7. Wi-Fi 2.4GHz (DTS Band)

When the same transmission mode configurations have the same maximum output power on the same channel for the 802.11 b/g/n/ac/ax modes, the channel in the lower order/sequence 802.11 mode (i.e. g, n, ac, then ax) is selected. Therefore the SAR measurements performed for the 802.11b modes, as the lowest order modulation, cover 802.11g/n/ac/ax modes.

Inspection of the SAR plots has shown that there is no overlap of hotspots and the center of antennas is over 100 mm apart. Using the guidance in KDB 248227 section 6.1, no evaluation of MIMO is required and SAR compliance for simultaneous transmission is determined separately for each individual antenna.

Tune-up Output Power for Wi-Fi 2.4 GHz

The table below is the Maximum power for this device. The highlighted values indicates what the overall worst case transmission mode will be required for SAR testing per channel. In the Wi-Fi 2.4 GHz(P_{Cell_OFF} and P_{Cell_ON}) table, the highlighted worst case Low/Mid/High channels are selected for Mode A and Mode B.

Channel	Frequency (MHz)	Tune-up Output Power (dBm)																								
		ANT3 / ANT4																								
		SISO														MIMO										
		b (SISO)	g (SISO) Low Rate	g (SISO) Mid Rate	g (SISO) High Rate	11n/11ac HT20 (SISO) Low Rate	11n/11ac HT20 (SISO) Mid Rate	11n/11ac HT20 (SISO) High Rate	11ax HE20 (SISO) Low Rate	11ax HE20 (SISO) Mid Rate	11ax HE20 (SISO) High Rate	11ax HE20 RU242 (SISO)	11ax HE20 RU106 (SISO)	11ax HE20 RU52 (SISO)	11ax HE20 RU26 (SISO)	11n/11ac HT20 (2Tx, nonTXBF) Low Rate	11n/11ac HT20 (2Tx, nonTXBF) Mid Rate	11n/11ac HT20 (2Tx, nonTXBF) High Rate	11ax HE20 (2Tx, nonTXBF) Low Rate	11ax HE20 (2Tx, nonTXBF) Mid Rate	11ax HE20 (2Tx, nonTXBF) High Rate	11ax HE20 RU242 (2Tx, nonTxBF)	11ax HE20 RU106 (2Tx, nonTxBF)	11ax HE20 RU52 (2Tx, nonTxBF)	11ax HE20 RU26 (2Tx, nonTxBF)
1	2412	**21.5**	17.5	17.0	16.5	17.5	17.0	16.5	17.0	16.5	16.0	16.0	16.0	15.0	12.0	17.0	16.5	16.0	16.0	15.5	15.0	15.0	15.0	15.0	15.0	12.0
2	2417	**21.5**	20.5	20.0	19.5	20.5	20.0	19.5	19.0	18.5	18.0	18.0	18.0	15.0	12.0	19.5	19.0	18.5	18.0	17.5	17.0	17.0	17.0	15.0	15.0	12.0
3	2422	**21.5**	21.5	21.5	21.0	21.5	21.5	21.0	21.0	20.5	20.0	20.0	18.0	15.0	12.0	21.0	20.5	20.0	20.0	19.5	19.0	19.0	18.0	15.0	15.0	12.0
4	2427	**21.5**	21.5	21.5	21.5	21.5	21.5	21.5	21.5	21.5	21.5	21.5	18.0	15.0	12.0	21.5	21.5	21.5	21.5	21.5	21.5	21.5	18.0	15.0	15.0	12.0
5	2432	**21.5**	21.5	21.5	21.5	21.5	21.5	21.5	21.5	21.5	21.5	21.5	18.0	15.0	12.0	21.5	21.5	21.5	21.5	21.5	21.5	21.5	18.0	15.0	15.0	12.0
6	2437	**21.5**	21.5	21.5	21.5	21.5	21.5	21.5	21.5	21.5	21.5	21.5	18.0	15.0	12.0	21.5	21.5	21.5	21.5	21.5	21.5	21.5	18.0	15.0	15.0	12.0
7	2442	**21.5**	21.5	21.5	21.5	21.5	21.5	21.5	21.5	21.5	21.5	21.5	18.0	15.0	12.0	21.5	21.5	21.5	21.5	21.5	21.5	21.5	18.0	15.0	15.0	12.0
8	2447	**21.5**	21.5	21.5	21.5	21.5	21.5	21.5	21.5	21.5	21.5	21.5	18.0	15.0	12.0	21.5	21.5	21.5	21.5	21.5	21.5	21.5	18.0	15.0	15.0	12.0
9	2452	**21.5**	21.5	21.0	20.5	21.5	21.0	20.5	21.0	20.5	20.0	20.0	18.0	15.0	12.0	20.5	20.0	19.5	19.5	19.0	18.5	18.5	18.0	15.0	15.0	12.0
10	2457	**21.5**	20.5	20.0	19.5	20.5	20.0	19.5	19.0	18.5	18.0	18.0	18.0	15.0	12.0	19.5	19.0	18.5	18.0	17.5	17.0	17.0	17.0	15.0	15.0	12.0
11	2462	**21.5**	18.5	18.0	17.5	18.5	18.0	17.5	17.0	16.5	16.0	16.0	16.0	15.0	12.0	17.5	17.0	16.5	16.0	15.5	15.0	15.0	15.0	15.0	15.0	12.0
12	2467	**21.5**	16.5	16.0	15.5	16.5	16.0	15.5	15.0	14.5	14.0	14.0	14.0	14.0	12.0	15.0	14.5	14.0	13.5	13.0	12.5	12.5	12.5	12.5	12.5	12.0
13	2472	**21.5**	15.0	15.0	15.0	15.0	15.0	15.0	10.0	10.0	10.0	10.0	7.0	4.0	1.0	14.5	14.5	14.5	9.0	9.0	9.0	9.0	6.0	3.0	0.0	

Wi-Fi 2.4 GHz(P_{Cell_OFF} and $P_{Cell\ ON}$)

For 2.4 GHz band, there are three use cases:

- $P_{Cell\ OFF}$: This will be used when only Wi-Fi radio is ON and WWAN (Sub-6 GHz) is OFF.
- $P_{Cell\ ON}$: This will be used when Wi-Fi radio and Sub 6GHz are ON and 5G FR2 is OFF.
- $P_{Cell\ ON\ (5G\ FR2\ ON)}$: This will be used when the Wi-Fi radio and only 5G FR2 are ON.[3]

Mode	Channel	Frequency (MHz)	Tune-up Output Power (dBm) $P_{Cell\ OFF}$				Tune-up Output Power (dBm) $P_{Cell\ ON}$				Tune-up Output Power (dBm) $P_{Cell\ ON\ (5G\ FR2\ ON)}$			
			ANT3		ANT4		ANT3		ANT4		ANT3		ANT4	
			Mode A	Mode B	Mode A	Mode B	Mode A	Mode B	Mode A	Mode B	Mode A	Mode B	Mode A	Mode B
802.11b DSSS (SISO)	1	2412	21.50	20.00	21.50	19.75	20.50	17.00	17.00	16.75	20.50	16.00	17.00	15.75
	2	2417	21.50	20.00	21.50	19.75	20.50	17.00	17.00	16.75	20.50	16.00	17.00	15.75
	3	2422	21.50	20.00	21.50	19.75	20.50	17.00	17.00	16.75	20.50	16.00	17.00	15.75
	4	2427	21.50	20.00	21.50	19.75	20.50	17.00	17.00	16.75	20.50	16.00	17.00	15.75
	5	2432	21.50	20.00	21.50	19.75	20.50	17.00	17.00	16.75	20.50	16.00	17.00	15.75
	6	2437	21.50	20.00	21.50	19.75	20.50	17.00	17.00	16.75	20.50	16.00	17.00	15.75
	7	2442	21.50	20.00	21.50	19.75	20.50	17.00	17.00	16.75	20.50	16.00	17.00	15.75
	8	2447	21.50	20.00	21.50	19.75	20.50	17.00	17.00	16.75	20.50	16.00	17.00	15.75
	9	2452	21.50	20.00	21.50	19.75	20.50	17.00	17.00	16.75	20.50	16.00	17.00	15.75
	10	2457	21.50	20.00	21.50	19.75	20.50	17.00	17.00	16.75	20.50	16.00	17.00	15.75
	11	2462	21.50	20.00	21.50	19.75	20.50	17.00	17.00	16.75	20.50	16.00	17.00	15.75
	12	2467	21.50	20.00	21.50	19.75	20.50	17.00	17.00	16.75	20.50	16.00	17.00	15.75
	13	2472	21.50	20.00	21.50	19.75	20.50	17.00	17.00	16.75	20.50	16.00	17.00	15.75

3 Refer to the accompanied Part 1 report for TER analysis. The SAR report will not include this power state for its Simultaneous Transmission scenario.

This report shall not be reproduced without the written approval of UL Verification Services Inc.

Wi-Fi 2.4GHz Measured Results

The maximum output power specified for production units are determined for all applicable 802.11 transmission modes in each standalone and aggregated frequency band. Maximum output power is measured for the highest maximum output power configuration(s) in each frequency band according to the default power measurement procedures.

SAR Test reduction was applied from KDB 248227 guidance, Sec. 2.1, b), 1) when the same maximum power is specified for multiple transmission modes in a frequency band, the largest channel bandwidth, lowest order modulation, lowest data rate and lowest order 802.11g/n/ac/ax mode is used for SAR measurement, on the highest measured output power channel in the initial test configuration, for each frequency band. Additional output power measurements were not deemed necessary.

SAR testing is not required for OFDM mode(s) when the highest reported SAR for DSSS is adjusted by the ratio of OFDM to DSSS specified maximum output power and the adjusted SAR is ≤ 1.2 W/kg.

Power Mode	Antenna	Mode	Power Mode A					Power Mode B				
			Ch #	Freq. (MHz)	Meas Pwr (dBm)	Tune-up (dBm)	SAR Test (Yes/No)	Ch #	Freq. (MHz)	Meas Pwr (dBm)	Tune-up (dBm)	SAR Test (Yes/No)
P_{Cell_OFF}	ANT3	DSSS 802.11b	1	2412	20.50	21.50	Yes	1	2412	18.96	20.00	Yes
			6	2437	20.56	21.50		6	2437	19.08	20.00	
			11	2462	20.46	21.50		11	2462	18.97	20.00	
	ANT4	DSSS 802.11b	1	2412	20.36	21.50	Yes	1	2412	18.31	19.75	Yes
			6	2437	20.48	21.50		6	2437	18.34	19.75	
			11	2462	20.29	21.50		11	2462	18.22	19.75	
Power Mode	Antenna	Mode	Power Mode A					Power Mode B				
			Ch #	Freq. (MHz)	Meas Pwr (dBm)	Tune-up (dBm)	SAR Test (Yes/No)	Ch #	Freq. (MHz)	Meas Pwr (dBm)	Tune-up (dBm)	SAR Test (Yes/No)
P_{Cell_ON}	ANT3	DSSS 802.11b	1	2412	19.38	20.50	Yes	1	2412	15.99	17.00	Yes
			6	2437	19.39	20.50		6	2437	16.03	17.00	
			11	2462	19.30	20.50		11	2462	16.00	17.00	
	ANT4	DSSS 802.11b	1	2412	15.58	17.00	Yes	1	2412	15.34	16.75	Yes
			6	2437	15.69	17.00		6	2437	15.44	16.75	
			11	2462	15.44	17.00		11	2462	15.24	16.75	

Note(s):

1. SAR is not required for channel 12 and 13 because the tune-up limit and the measured output power for these two channels are not greater than those for the default test channels. Refer to KDB 248227 D01 section 3.1.
2. $P_{Cell\ ON\ (5G\ FR2\ ON)}$ and $P_{Cell\ ON}$ share the same measured power. Power for both power modes were measured using the same setting. With power being within 2 dB of both tune-up limits, $P_{Cell\ ON}$ will experience greater scaling, thus representing a more conservative value.

This report shall not be reproduced without the written approval of UL Verification Services Inc.

9.8. Wi-Fi 5GHz (U-NII Bands)

When the same transmission mode configurations have the same maximum output power on the same channel for the 802.11 a/n/ac/ax modes, the channel in the lower order/sequence 802.11 mode (i.e. a, n, ac then ax) is selected. Therefore the SAR measurements performed for the 802.11n/ac modes, as the lowest order modulation, cover 802.11ax modes.

When the specified maximum output power is the same for both UNII 1 and UNII 2A, begin SAR measurements in UNII 2A with the channel with the highest measured output power. If the reported SAR for UNII 2A is ≤ 1.2 W/kg, SAR is not required for UNII 1; otherwise treat the remaining bands separately and test them independently for SAR.

Inspection of the SAR plots has shown that there is no overlap of hotspots and the center of antennas is over 100 mm apart. Using the guidance in KDB 248227 section 6.1, no evaluation of MIMO is required and SAR compliance for simultaneous transmission is determined separately for each individual antenna.

Tune-up Output Power for Wi-Fi 5 GHz

The table below is the Maximum power for this device. The highlighted values indicates what the overall worst case transmission mode will be required for SAR testing per channel. In the Wi-Fi 5 GHz(P_{Cell_OFF} and P_{Cell_ON}) table, the highlighted worst case Low/Mid/High channels are selected for Mode A and Mode B.

Bandwidth	Band	Channel	Frequency (MHz)	Tune-up Output Power (dBm)																																
				ANT5 / ANT6																																
				SISO													MIMO																			
				a (SISO) Low Rate	a (SISO) Mid Rate	a (SISO) High Rate	11n/11ac HT20 (SISO) Low Rate	11n/11ac HT20 (SISO) Mid Rate	11n/11ac HT20 (SISO) High Rate	11ax HE20 (SISO) Low Rate	11ax HE20 (SISO) Mid Rate	11ax HE20 (SISO) High Rate	FCC 11ax HE20 RU242 (SISO)	FCC 11ax HE20 RU106 (SISO)	FCC 11ax HE20 RU52 (SISO)	FCC 11ax HE20 RU26 (SISO)	11n/11ac HT20 (2Tx, CDD, nonTxBF) Low Rate	11n/11ac HT20 (2Tx, CDD, nonTxBF) Mid Rate	11n/11ac HT20 (2Tx, CDD, nonTxBF) High Rate	11ax HE20 (2Tx, CDD, nonTxBF) Low Rate	11ax HE20 (2Tx, CDD, nonTxBF) Mid Rate	11ax HE20 (2Tx, CDD, nonTxBF) High Rate	11ax HE20 RU242 (2Tx, CDD, nonTxBF)	11ax HE20 RU106 (2Tx, CDD, nonTxBF)	11ax HE20 RU52 (2Tx, CDD, nonTxBF)	11ax HE20 RU26 (2Tx, CDD, nonTxBF)	11n/11ac HT20 (2Tx, SDM, nonTxBF) Low Rate	11n/11ac HT20 (2Tx, SDM, nonTxBF) Mid Rate	11n/11ac HT20 (2Tx, SDM, nonTxBF) High Rate	11ax HE20 (2Tx, SDM, nonTxBF) Low Rate	11ax HE20 (2Tx, SDM, nonTxBF) Mid Rate	11ax HE20 (2Tx, SDM, nonTxBF) High Rate	11ax HE20 RU242 (2Tx, SDM, nonTxBF)	11ax HE20 RU106 (2Tx, SDM, nonTxBF)	11ax HE20 RU52 (2Tx, SDM, nonTxBF)	11ax HE20 RU26 (2Tx, SDM, nonTxBF)
20 MHz	U-NII-1	36	5180	19.0	19.0	19.0	19.0	19.0	19.0	18.0	18.0	18.0	18.0	17.5	14.5	11.8	16.5	16.5	16.5	16.5	16.5	16.5	16.5	14.5	11.5	8.8	16.5	16.5	16.5	16.5	16.5	16.5	16.5	14.5	11.5	8.8
		40	5200	19.5	19.5	19.5	19.5	19.5	19.5	19.5	19.5	19.5	19.5	17.5	14.5	11.8	16.5	16.5	16.5	16.5	16.5	16.5	16.5	14.5	11.5	8.8	16.5	16.5	16.5	16.5	16.5	16.5	16.5	14.5	11.5	8.8
		44	5220	19.5	19.5	19.5	19.5	19.5	19.5	19.5	19.5	19.5	19.5	17.5	14.5	11.8	16.5	16.5	16.5	16.5	16.5	16.5	16.5	14.5	11.5	8.8	16.5	16.5	16.5	16.5	16.5	16.5	16.5	14.5	11.5	8.8
		48	5240	19.5	19.5	19.5	19.5	19.5	19.5	19.5	19.5	19.5	19.5	17.5	14.5	11.8	16.5	16.5	16.5	16.5	16.5	16.5	16.5	14.5	11.5	8.8	16.5	16.5	16.5	16.5	16.5	16.5	16.5	14.5	11.5	8.8
	U-NII-2A	52	5260	19.5	19.5	19.5	19.5	19.5	19.5	19.5	19.5	19.5	19.5	17.5	14.5	11.8	16.5	16.5	16.5	16.5	16.5	16.5	16.5	14.5	11.5	8.8	16.5	16.5	16.5	16.5	16.5	16.5	16.5	14.5	11.5	8.8
		56	5280	19.5	19.5	19.5	19.5	19.5	19.5	19.5	19.5	19.5	19.5	17.5	14.5	11.8	16.5	16.5	16.5	16.5	16.5	16.5	16.5	14.5	11.5	8.8	16.5	16.5	16.5	16.5	16.5	16.5	16.5	14.5	11.5	8.8
		60	5300	19.5	19.5	19.5	19.5	19.5	19.5	19.5	19.5	19.5	19.5	17.5	14.5	11.8	16.5	16.5	16.5	16.5	16.5	16.5	16.5	14.5	11.5	8.8	16.5	16.5	16.5	16.5	16.5	16.5	16.5	14.5	11.5	8.8
		64	5320	19.0	19.0	19.0	19.0	19.0	19.0	18.0	18.0	18.0	18.0	17.5	14.5	11.8	16.5	16.5	16.5	16.5	16.5	16.5	16.5	14.5	11.5	8.8	16.5	16.5	16.5	16.5	16.5	16.5	16.5	14.5	11.5	8.8
	U-NII-2C	100	5500	19.5	19.5	19.0	19.5	19.5	19.0	19.0	18.5	18.0	18.0	17.5	14.5	11.8	16.5	16.5	16.5	16.5	16.5	16.5	16.5	14.5	11.5	8.8	16.5	16.5	16.5	16.5	16.5	16.5	16.5	14.5	11.5	8.8
		104	5520	19.5	19.5	19.5	19.5	19.5	19.5	19.5	19.5	19.5	19.5	17.5	14.5	11.8	16.5	16.5	16.5	16.5	16.5	16.5	16.5	14.5	11.5	8.8	16.5	16.5	16.5	16.5	16.5	16.5	16.5	14.5	11.5	8.8
		108	5540	19.5	19.5	19.5	19.5	19.5	19.5	19.5	19.5	19.5	19.5	17.5	14.5	11.8	16.5	16.5	16.5	16.5	16.5	16.5	16.5	14.5	11.5	8.8	16.5	16.5	16.5	16.5	16.5	16.5	16.5	14.5	11.5	8.8
		112	5560	19.5	19.5	19.5	19.5	19.5	19.5	19.5	19.5	19.5	19.5	17.5	14.5	11.8	16.5	16.5	16.5	16.5	16.5	16.5	16.5	14.5	11.5	8.8	16.5	16.5	16.5	16.5	16.5	16.5	16.5	14.5	11.5	8.8
		116	5580	19.5	19.5	19.5	19.5	19.5	19.5	19.5	19.5	19.5	19.5	17.5	14.5	11.8	16.5	16.5	16.5	16.5	16.5	16.5	16.5	14.5	11.5	8.8	16.5	16.5	16.5	16.5	16.5	16.5	16.5	14.5	11.5	8.8
		120	5600	19.5	19.5	19.5	19.5	19.5	19.5	19.5	19.5	19.5	19.5	17.5	14.5	11.8	16.5	16.5	16.5	16.5	16.5	16.5	16.5	14.5	11.5	8.8	16.5	16.5	16.5	16.5	16.5	16.5	16.5	14.5	11.5	8.8
		124	5620	19.5	19.5	19.5	19.5	19.5	19.5	19.5	19.5	19.5	19.5	17.5	14.5	11.8	16.5	16.5	16.5	16.5	16.5	16.5	16.5	14.5	11.5	8.8	16.5	16.5	16.5	16.5	16.5	16.5	16.5	14.5	11.5	8.8
		128	5640	19.5	19.5	19.5	19.5	19.5	19.5	19.5	19.5	19.5	19.5	17.5	14.5	11.8	16.5	16.5	16.5	16.5	16.5	16.5	16.5	14.5	11.5	8.8	16.5	16.5	16.5	16.5	16.5	16.5	16.5	14.5	11.5	8.8
		132	5660	19.5	19.5	19.5	19.5	19.5	19.5	19.5	19.5	19.5	19.5	17.5	14.5	11.8	16.5	16.5	16.5	16.5	16.5	16.5	16.5	14.5	11.5	8.8	16.5	16.5	16.5	16.5	16.5	16.5	16.5	14.5	11.5	8.8
		136	5680	19.5	19.5	19.5	19.5	19.5	19.5	19.5	19.5	19.5	19.5	17.5	14.5	11.8	16.5	16.5	16.5	16.5	16.5	16.5	16.5	14.5	11.5	8.8	16.5	16.5	16.5	16.5	16.5	16.5	16.5	14.5	11.5	8.8
		140	5700	17.0	16.5	16.0	17.0	16.5	16.0	16.5	16.0	15.5	15.5	15.5	14.5	11.8	16.5	16.0	15.5	16.0	15.5	15.0	15.0	14.5	11.5	8.8	16.5	16.0	15.5	16.0	15.5	15.0	15.0	14.5	11.5	8.8
		144	5720	19.5	19.5	19.5	19.5	19.5	19.5	19.5	19.5	19.5	19.5	17.5	14.5	11.8	16.5	16.5	16.5	16.5	16.5	16.5	16.5	14.5	11.5	8.8	16.5	16.5	16.5	16.5	16.5	16.5	16.5	14.5	11.5	8.8
	U-NII-3	149	5745	21.5	21.5	21.5	21.5	21.5	21.5	21.5	21.5	21.5	21.5	18.0	15.0	12.0	21.5	21.5	21.5	21.5	21.5	21.5	21.5	18.0	15.0	12.0	21.5	21.5	21.5	21.5	21.5	21.5	21.5	18.0	15.0	12.0
		153	5765	21.5	21.5	21.5	21.5	21.5	21.5	21.5	21.5	21.5	21.5	18.0	15.0	12.0	21.5	21.5	21.5	21.5	21.5	21.5	21.5	18.0	15.0	12.0	21.5	21.5	21.5	21.5	21.5	21.5	21.5	18.0	15.0	12.0
		157	5785	21.5	21.5	21.5	21.5	21.5	21.5	21.5	21.5	21.5	21.5	18.0	15.0	12.0	21.5	21.5	21.5	21.5	21.5	21.5	21.5	18.0	15.0	12.0	21.5	21.5	21.5	21.5	21.5	21.5	21.5	18.0	15.0	12.0
		161	5805	21.5	21.5	21.5	21.5	21.5	21.5	21.5	21.5	21.5	21.5	18.0	15.0	12.0	21.5	21.5	21.5	21.5	21.5	21.5	21.5	18.0	15.0	12.0	21.5	21.5	21.5	21.5	21.5	21.5	21.5	18.0	15.0	12.0
		165	5825	21.5	21.5	21.5	21.5	21.5	21.5	21.5	21.5	21.5	21.5	18.0	15.0	12.0	21.5	21.5	21.5	21.5	21.5	21.5	21.5	18.0	15.0	12.0	21.5	21.5	21.5	21.5	21.5	21.5	21.5	18.0	15.0	12.0
Bandwidth	Band	Channel	Frequency (MHz)				11n/11ac HT40 (SISO) Low Rate	11n/11ac HT40 (SISO) Mid Rate	11n/11ac HT40 (SISO) High Rate	11ax HE40 (SISO) Low Rate	11ax HE40 (SISO) Mid Rate	11ax HE40 (SISO) High Rate	FCC 11ax HE40 RU484 (SISO)	FCC 11ax HE40 RU106 (SISO)	FCC 11ax HE40 RU52 (SISO)	FCC 11ax HE40 RU26 (SISO)	11n/11ac HT40 (2Tx, CDD, nonTxBF) Low Rate	11n/11ac HT40 (2Tx, CDD, nonTxBF) Mid Rate	11n/11ac HT40 (2Tx, CDD, nonTxBF) High Rate	11ax HE40 (2Tx, CDD, nonTxBF) Low Rate	11ax HE40 (2Tx, CDD, nonTxBF) Mid Rate	11ax HE40 (2Tx, CDD, nonTxBF) High Rate	11ax HE40 RU484 (2Tx, CDD, nonTxBF)	11ax HE40 RU106 (2Tx, CDD, nonTxBF)	11ax HE40 RU52 (2Tx, CDD, nonTxBF)	11ax HE40 RU26 (2Tx, CDD, nonTxBF)	11n/11ac HT40 (2Tx, SDM, nonTxBF) Low Rate	11n/11ac HT40 (2Tx, SDM, nonTxBF) Mid Rate	11n/11ac HT40 (2Tx, SDM, nonTxBF) High Rate	11ax HE40 (2Tx, SDM, nonTxBF) Low Rate	11ax HE40 (2Tx, SDM, nonTxBF) Mid Rate	11ax HE40 (2Tx, SDM, nonTxBF) High Rate	11ax HE40 RU484 (2Tx, SDM, nonTxBF)	11ax HE40 RU106 (2Tx, SDM, nonTxBF)	11ax HE40 RU52 (2Tx, SDM, nonTxBF)	11ax HE40 RU26 (2Tx, SDM, nonTxBF)
40MHz	U-NII-1	38	5190				16.5	16.0	15.5	16.0	15.5	15.0	15.0	15.0	14.0	11.0	16.0	15.5	15.0	15.5	15.0	14.5	14.5	14.5	11.5	8.8	16.0	15.5	15.0	15.5	15.0	14.5	14.5	14.5	11.5	8.8
		46	5230				20.5	20.5	20.5	20.5	20.5	20.5	20.5	17.0	14.0	11.0	19.5	19.5	19.5	19.5	19.5	19.5	19.5	14.5	11.5	8.8	19.5	19.5	19.5	19.5	19.5	19.5	19.5	14.5	11.5	8.8
	U-NII-2A	54	5270				20.5	20.5	20.5	20.5	20.5	20.5	20.5	17.0	14.0	11.0	19.5	19.5	19.5	19.5	19.5	19.5	19.5	14.5	11.5	8.8	19.5	19.5	19.5	19.5	19.5	19.5	19.5	14.5	11.5	8.8
		62	5310				17.0	16.5	16.0	16.0	15.5	15.0	15.0	15.0	14.0	11.0	15.5	15.0	14.5	15.5	15.0	14.5	14.5	14.5	11.5	8.8	15.5	15.0	14.5	15.5	15.0	14.5	14.5	14.5	11.5	8.8
	U-NII-2C	102	5510				16.0	15.5	15.0	16.0	15.5	15.0	15.0	15.0	14.0	11.0	15.0	14.5	14.0	15.5	15.0	14.5	14.5	14.5	11.5	8.8	15.0	14.5	14.0	15.5	15.0	14.5	14.5	14.5	11.5	8.8
		110	5550				20.5	20.5	20.5	20.5	20.5	20.5	20.5	17.0	14.0	11.0	19.5	19.5	19.5	19.5	19.5	19.5	19.5	14.5	11.5	8.8	19.5	19.5	19.5	19.5	19.5	19.5	19.5	14.5	11.5	8.8
		118	5590				20.5	20.5	20.5	20.5	20.5	20.5	20.5	17.0	14.0	11.0	19.5	19.5	19.5	19.5	19.5	19.5	19.5	14.5	11.5	8.8	19.5	19.5	19.5	19.5	19.5	19.5	19.5	14.5	11.5	8.8
		126	5630				20.5	20.5	20.5	20.5	20.5	20.5	20.5	17.0	14.0	11.0	19.5	19.5	19.5	19.5	19.5	19.5	19.5	14.5	11.5	8.8	19.5	19.5	19.5	19.5	19.5	19.5	19.5	14.5	11.5	8.8
		134	5670				19.5	19.0	18.5	19.0	18.5	18.0	18.0	17.0	14.0	11.0	19.0	18.5	18.0	18.5	18.0	17.5	17.5	14.5	11.5	8.8	19.0	18.5	18.0	18.5	18.0	17.5	17.5	14.5	11.5	8.8
		142	5710				20.5	20.5	20.5	20.5	20.5	20.5	20.5	17.0	14.0	11.0	19.5	19.5	19.5	19.5	19.5	19.5	19.5	14.5	11.5	8.8	19.5	19.5	19.5	19.5	19.5	19.5	19.5	14.5	11.5	8.8
	U-NII-3	151	5755				20.5	20.5	20.5	20.5	20.5	20.5	20.5	17.0	14.0	11.0	20.5	20.5	20.5	20.5	20.5	20.5	20.5	17.0	14.0	11.0	20.5	20.5	20.5	20.5	20.5	20.5	20.5	17.0	14.0	11.0
		159	5795				20.5	20.5	20.5	20.5	20.5	20.5	20.5	17.0	14.0	11.0	20.5	20.5	20.5	20.5	20.5	20.5	20.5	17.0	14.0	11.0	20.5	20.5	20.5	20.5	20.5	20.5	20.5	17.0	14.0	11.0
Bandwidth	Band	Channel	Frequency (MHz)				11ac VHT80 (SISO) Low Rate	11ac VHT80 (SISO) Mid Rate	11ac VHT80 (SISO) High Rate	11ax HE80 (SISO) Low Rate	11ax HE80 (SISO) Mid Rate	11ax HE80 (SISO) High Rate	FCC 11ax HE80 RU996 (SISO)	FCC 11ax HE80 RU106 (SISO)	FCC 11ax HE80 RU52 (SISO)	FCC 11ax HE80 RU26 (SISO)	11ac VHT80 (2Tx, CDD, nonTxBF) Low Rate	11ac VHT80 (2Tx, CDD, nonTxBF) Mid Rate	11ac VHT80 (2Tx, CDD, nonTxBF) High Rate	11ax HE80 (2Tx, CDD, nonTxBF) Low Rate	11ax HE80 (2Tx, CDD, nonTxBF) Mid Rate	11ax HE80 (2Tx, CDD, nonTxBF) High Rate	11ax HE80 RU996 (2Tx, CDD, nonTxBF)	11ax HE80 RU106 (2Tx, CDD, nonTxBF)	11ax HE80 RU52 (2Tx, CDD, nonTxBF)	11ax HE80 RU26 (2Tx, CDD, nonTxBF)	11n/11ac HT80 (2Tx, SDM, nonTxBF) Low Rate	11n/11ac HT80 (2Tx, SDM, nonTxBF) Mid Rate	11n/11ac HT80 (2Tx, SDM, nonTxBF) High Rate	11ax HE80 (2Tx, SDM, nonTxBF) Low Rate	11ax HE80 (2Tx, SDM, nonTxBF) Mid Rate	11ax HE80 (2Tx, SDM, nonTxBF) High Rate	11ax HE80 RU996 (2Tx, SDM, nonTxBF)	11ax HE80 RU106 (2Tx, SDM, nonTxBF)	11ax HE80 RU52 (2Tx, SDM, nonTxBF)	11ax HE80 RU26 (2Tx, SDM, nonTxBF)
80MHz	U-NII-1	42	5210				16.5	16.0	15.5	16.5	16.0	15.5	15.5	15.5	14.0	11.0	15.5	15.0	14.5	15.5	15.0	14.5	14.5	14.5	11.5	8.8	15.5	15.0	14.5	15.5	15.0	14.5	14.5	14.5	11.5	8.8
	U-NII-2A	58	5290				17.0	16.5	16.0	17.0	16.5	16.0	16.0	16.0	14.0	11.0	16.5	16.0	15.5	16.0	15.5	15.0	15.0	14.5	11.5	8.8	16.5	16.0	15.5	16.0	15.5	15.0	15.0	14.5	11.5	8.8
	U-NII-2C	106	5530				17.0	16.5	16.0	16.0	15.5	15.0	15.0	15.0	14.0	11.0	16.5	16.0	15.5	15.0	14.5	14.0	14.0	13.5	11.5	8.8	16.5	16.0	15.5	15.0	14.5	14.0	14.0	13.5	11.5	8.8
		122	5610				20.5	20.5	20.5	20.5	20.5	20.5	20.5	17.0	14.0	11.0	20.0	20.0	20.0	20.0	20.0	20.0	20.0	14.5	11.5	8.8	20.0	20.0	20.0	20.0	20.0	20.0	20.0	14.5	11.5	8.8
		138	5690				20.5	20.5	20.5	20.5	20.5	20.5	20.5	17.0	14.0	11.0	20.0	20.0	20.0	20.0	20.0	20.0	20.0	14.5	11.5	8.8	20.0	20.0	20.0	20.0	20.0	20.0	20.0	14.5	11.5	8.8
	U-NII-3	155	5775				20.5	20.5	20.5	20.5	20.5	20.5	20.5	17.0	14.0	11.0	20.5	20.5	20.0	20.0	20.0	20.0	20.0	17.0	14.0	11.0	20.5	20.5	20.0	20.0	20.0	20.0	20.0	17.0	14.0	11.0

This report shall not be reproduced without the written approval of UL Verification Services Inc.

Wi-Fi 5 GHz($P_{Cell\ OFF}$ and $P_{Cell\ ON}$)

For 5GHz band, there are three use cases:

- $P_{Cell\ OFF}$: This will be used when only Wi-Fi radio is ON and WWAN (Sub-6 GHz) is OFF.
- $P_{Cell\ ON}$: This will be used when Wi-Fi radio and Sub 6GHz are ON and 5G FR2 is OFF.
- $P_{Cell\ ON\ (5G\ FR2\ ON)}$: This will be used when the Wi-Fi radio and only 5G FR2 are ON.[4]

Mode	Bandwidth	Channel	Frequency	Tune-up Output Power (dBm) $P_{Cell\ OFF}$				Tune-up Output Power (dBm) $P_{Cell\ ON}$				Tune-up Output Power (dBm) $P_{Cell\ ON\ (5G\ FR2\ ON)}$			
				ANT5		ANT6		ANT5		ANT6		ANT5		ANT6	
				Mode A	Mode B	Mode A	Mode B	Mode A	Mode B	Mode A	Mode B	Mode A	Mode B	Mode A	Mode B
U-NII-1 5.2 GHz (SISO)	802.11a 20 MHz	36	5180	19.00	17.25	17.25	17.75	18.00	13.75	11.25	13.75	18.00	12.75	11.25	12.75
		40	5200	19.50	17.25	17.25	17.75	18.00	13.75	11.25	13.75	18.00	12.75	11.25	12.75
		44	5220	19.50	17.25	17.25	17.75	18.00	13.75	11.25	13.75	18.00	12.75	11.25	12.75
		48	5240	19.50	17.25	17.25	17.75	18.00	13.75	11.25	13.75	18.00	12.75	11.25	12.75
	802.11n/ac 40 MHz	38	5190	16.50	16.50	16.50	16.50	16.50	13.75	11.25	13.75	16.50	12.75	11.25	12.75
		46	5230	20.50	17.25	17.25	17.75	18.00	13.75	11.25	13.75	18.00	12.75	11.25	12.75
	802.11ac 80 MHz	42	5210	16.50	16.50	16.50	16.50	16.50	13.75	11.25	13.75	16.50	12.75	11.25	12.75
U-NII-2A 5.3 GHz (SISO)	802.11ax 20 MHz	52	5260	19.50	17.00	17.50	17.00	18.25	13.25	11.50	13.25	18.25	12.25	11.50	12.25
		56	5280	19.50	17.00	17.50	17.00	18.25	13.25	11.50	13.25	18.25	12.25	11.50	12.25
		60	5300	19.50	17.00	17.50	17.00	18.25	13.25	11.50	13.25	18.25	12.25	11.50	12.25
		64	5320	19.00	17.00	17.50	17.00	18.25	13.25	11.50	13.25	18.25	12.25	11.50	12.25
	802.11n/ac 40 MHz	54	5270	20.50	17.00	17.50	17.00	18.25	13.25	11.50	13.25	18.25	12.25	11.50	12.25
		62	5310	17.00	17.00	17.00	17.00	17.00	13.25	11.50	13.25	17.00	12.25	11.50	12.25
	802.11ac 80 MHz	58	5290	17.00	17.00	17.00	17.00	17.00	13.25	11.50	13.25	17.00	12.25	11.50	12.25

Mode	Bandwidth	Channel	Frequency	Tune-up Output Power (dBm) $P_{Cell\ OFF}$				Tune-up Output Power (dBm) $P_{Cell\ ON}$				Tune-up Output Power (dBm) $P_{Cell\ ON\ (5G\ FR2\ ON)}$			
				ANT5		ANT6		ANT5		ANT6		ANT5		ANT6	
				Mode A	Mode B	Mode A	Mode B	Mode A	Mode B	Mode A	Mode B	Mode A	Mode B	Mode A	Mode B
U-NII-2C 5.5 GHz (SISO)	802.11a 20 MHz	100	5500	19.50	18.00	18.25	17.00	18.75	14.00	13.50	13.25	18.75	13.00	13.50	12.25
		104	5520	19.50	18.00	18.25	17.00	18.75	14.00	13.50	13.25	18.75	13.00	13.50	12.25
		108	5540	19.50	18.00	18.25	17.00	18.75	14.00	13.50	13.25	18.75	13.00	13.50	12.25
		112	5560	19.50	18.00	18.25	17.00	18.75	14.00	13.50	13.25	18.75	13.00	13.50	12.25
		116	5580	19.50	18.00	18.25	17.00	18.75	14.00	13.50	13.25	18.75	13.00	13.50	12.25
		120	5600	19.50	18.00	18.25	17.00	18.75	14.00	13.50	13.25	18.75	13.00	13.50	12.25
		124	5620	19.50	18.00	18.25	17.00	18.75	14.00	13.50	13.25	18.75	13.00	13.50	12.25
		128	5640	19.50	18.00	18.25	17.00	18.75	14.00	13.50	13.25	18.75	13.00	13.50	12.25
		132	5660	19.50	18.00	18.25	17.00	18.75	14.00	13.50	13.25	18.75	13.00	13.50	12.25
		136	5680	19.50	18.00	18.25	17.00	18.75	14.00	13.50	13.25	18.75	13.00	13.50	12.25
		140	5700	17.00	17.00	17.00	17.00	17.00	14.00	13.50	13.25	17.00	13.00	13.50	12.25
		144	5720	19.50	18.00	18.25	17.00	18.75	14.00	13.50	13.25	18.75	13.00	13.50	12.25
	802.11n/ac 40 MHz	102	5510	16.00	16.00	16.00	16.00	16.00	14.00	13.50	13.25	16.00	13.00	13.50	12.25
		110	5550	20.50	18.00	18.25	17.00	18.75	14.00	13.50	13.25	18.75	13.00	13.50	12.25
		118	5590	20.50	18.00	18.25	17.00	18.75	14.00	13.50	13.25	18.75	13.00	13.50	12.25
		126	5630	20.50	18.00	18.25	17.00	18.75	14.00	13.50	13.25	18.75	13.00	13.50	12.25
		134	5670	19.50	18.00	18.25	17.00	18.75	14.00	13.50	13.25	18.75	13.00	13.50	12.25
		142	5710	20.50	18.00	18.25	17.00	18.75	14.00	13.50	13.25	18.75	13.00	13.50	12.25
	802.11ac 80 MHz	106	5530	17.00	17.00	17.00	17.00	17.00	14.00	13.50	13.25	17.00	13.00	13.50	12.25
		122	5610	20.50	18.00	18.25	17.00	18.75	14.00	13.50	13.25	18.75	13.00	13.50	12.25
		138	5690	20.50	18.00	18.25	17.00	18.75	14.00	13.50	13.25	18.75	13.00	13.50	12.25

Mode	Bandwidth	Channel	Frequency	Tune-up Output Power (dBm) $P_{Cell\ OFF}$				Tune-up Output Power (dBm) $P_{Cell\ ON}$				Tune-up Output Power (dBm) $P_{Cell\ ON\ (5G\ FR2\ ON)}$			
				ANT5		ANT6		ANT5		ANT6		ANT5		ANT6	
				Mode A	Mode B	Mode A	Mode B	Mode A	Mode B	Mode A	Mode B	Mode A	Mode B	Mode A	Mode B
U-NII-3 5.8 GHz (SISO)	802.11a/n/ac 20 MHz	149	5745	21.50	17.75	20.00	16.50	18.50	14.00	15.00	12.75	18.50	13.00	15.00	11.75
		153	5765	21.50	17.75	20.00	16.50	18.50	14.00	15.00	12.75	18.50	13.00	15.00	11.75
		157	5785	21.50	17.75	20.00	16.50	18.50	14.00	15.00	12.75	18.50	13.00	15.00	11.75
		161	5805	21.50	17.75	20.00	16.50	18.50	14.00	15.00	12.75	18.50	13.00	15.00	11.75
		165	5825	21.50	17.75	20.00	16.50	18.50	14.00	15.00	12.75	18.50	13.00	15.00	11.75
	802.11n/ac 40 MHz	151	5755	20.50	17.75	20.00	16.50	18.50	14.00	15.00	12.75	18.50	13.00	15.00	11.75
		159	5795	20.50	17.75	20.00	16.50	18.50	14.00	15.00	12.75	18.50	13.00	15.00	11.75
	802.11ac 80 MHz	155	5775	20.50	17.75	20.00	16.50	18.50	14.00	15.00	12.75	18.50	13.00	15.00	11.75

4 Refer to the accompanied Part 1 report for TER analysis. The SAR report will not include this power state for its Simultaneous Transmission scenario.

This report shall not be reproduced without the written approval of UL Verification Services Inc.

Wi-Fi 5 GHz Measured Results

The maximum output power specified for production units are determined for all applicable 802.11 transmission modes in each standalone and aggregated frequency band. Maximum output power is measured for the highest maximum output power configuration(s) in each frequency band according to the default power measurement procedures.

When the same transmission mode configurations have the same maximum output power on the same channel for the 802.11 a/g/n/ac modes, the channel in the lower order/sequence 802.11 mode (i.e. a, g, n then ac) is selected.

SAR Test reduction was applied from KDB 248227 guidance, Sec. 2.1, b), 1) when the same maximum power is specified for multiple transmission modes in a frequency band, the largest channel bandwidth, lowest order modulation, lowest data rate and lowest order 802.11a/g/n/ac mode is used for SAR measurement, on the highest measured output power channel in the initial test configuration, for each frequency band. Additional output power measurements were not deemed necessary.

Power Mode	Antenna	Power Mode A							Power Mode B						
		Band	Mode	Ch #	Freq. (MHz)	Meas Pwr (dBm)	Tune-up (dBm)	SAR Test (Yes/No)	Band	Mode	Ch #	Freq. (MHz)	Meas Pwr (dBm)	Tune-up (dBm)	SAR Test (Yes/No)
P_{Cell_OFF}	ANT5	U-NII-2A	802.11n HT40	54	5270	18.53	20.50	Yes	U-NII-1	802.11n HT40	38	5190	15.12	16.50	Yes
				62	5310	15.29	17.00				46	5230	15.93	17.25	
		U-NII-2C	802.11ac VHT80	106	5530	15.26	17.00	Yes	U-NII-2C	802.11ac VHT80	106	5530	15.41	17.00	Yes
				122	5610	18.55	20.50				122	5610	16.53	18.00	
				138	5690	18.55	20.50				138	5690	16.29	18.00	
		U-NII-3	802.11a	149	5745	20.00	21.50	Yes	U-NII-3	802.11ac VHT80	155	5775	16.26	17.75	Yes
				157	5785	20.10	21.50								
				165	5825	20.05	21.50								
	ANT6	U-NII-2A	802.11n HT40	54	5270	16.59	17.50	Yes	U-NII-1	802.11n HT40	38	5190	16.01	16.50	Yes
				62	5310	16.12	17.00				46	5230	16.89	17.75	
		U-NII-2C	802.11ac VHT80	106	5530	16.03	17.00	Yes	U-NII-2C	802.11ac VHT80	106	5530	15.68	17.00	Yes
				122	5610	17.26	18.25				122	5610	15.81	17.00	
				138	5690	17.20	18.25				138	5690	15.57	17.00	
		U-NII-3	802.11ac VHT80	155	5775	19.07	20.00	Yes	U-NII-3	802.11ac VHT80	155	5775	15.28	16.50	Yes

Power Mode	Antenna	Power Mode A							Power Mode B						
		Band	Mode	Ch #	Freq. (MHz)	Meas Pwr (dBm)	Tune-up (dBm)	SAR Test (Yes/No)	Band	Mode	Ch #	Freq. (MHz)	Meas Pwr (dBm)	Tune-up (dBm)	SAR Test (Yes/No)
P_{Cell_ON}	ANT5	U-NII-2A	802.11n HT40	54	5270	17.59	18.25	Yes	U-NII-1	802.11ac VHT80	42	5210	12.01	13.75	Yes
				62	5310	15.29	17.00								
		U-NII-2C	802.11ac VHT80	106	5530	15.26	17.00	Yes	U-NII-2C	802.11ac VHT80	106	5530	12.76	14.00	Yes
				122	5610	18.06	18.75				122	5610	12.81	14.00	
				138	5690	17.81	18.75				138	5690	12.73	14.00	
		U-NII-3	802.11ac VHT80	155	5775	17.76	18.50	Yes	U-NII-3	802.11ac VHT80	155	5775	12.67	14.00	Yes
	ANT6	U-NII-2A	802.11ac VHT80	58	5290	10.89	11.50	Yes	U-NII-1	802.11ac VHT80	42	5210	12.76	13.75	Yes
		U-NII-2C	802.11ac VHT80	106	5530	12.76	13.50	Yes	U-NII-2C	802.11ac VHT80	106	5530	12.26	13.25	Yes
				122	5610	12.88	13.50				122	5610	12.32	13.25	
				138	5690	12.71	13.50				138	5690	12.19	13.25	
		U-NII-3	802.11ac VHT80	155	5775	14.12	15.00	Yes	U-NII-3	802.11ac VHT80	155	5775	11.86	12.75	Yes

Note(s):

1. $P_{Cell\ ON\ (5G\ FR2\ ON)}$ and $P_{Cell\ ON}$ share the same measured power. Power for both power modes were measured using the same setting. With power being within 2 dB of both tune-up limits, $P_{Cell\ ON}$ will experience greater scaling, thus representing a more conservative value.

This report shall not be reproduced without the written approval of UL Verification Services Inc.

9.9. Bluetooth

From October 2016 TCB workshop, this device power and SAR measured is performed with test software, the duty cycle is 100%.

According to KDB 447498 D01 apply to determine simultaneous transmission SAR test exclusion for Wi-Fi MIMO. If the sum of 1-g single transmission chain SAR measurements is <1.6W/kg and/or the MIMO output power is equal or less than a single chain, then no additional SAR measurements for simultaneously at the specified maximum output power of MIMO operation.

When antennas are spatially separated to the extent that SAR distributions do not overlap and can be treated independently, SAR compliance for simultaneous transmission is determined separately for each individual antenna.

Tune-up Output Power for Bluetooth (P_{low}, P_{high}, and $P_{standalone}$)

For Bluetooth, there are three use cases:

- Bluetooth P_{low} is used with Wi-Fi and WWAN antennas are active.
- Bluetooth P_{high} is used when Wi-Fi antenna is active and WWAN antenna is inactive or with Wi-Fi inactive and WWAN antenna is active.
- Bluetooth $P_{standalone}$ is used with Wi-Fi and WWAN antennas are inactive.

Mode	Tune-up Output Power (dBm)											
	Bluetooth P_{low}				Bluetooth P_{high}				Bluetooth $P_{standalone}$			
	ANT3		ANT4		ANT3		ANT4		ANT3		ANT4	
	Mode A	Mode B	Mode A	Mode B	Mode A	Mode B	Mode A	Mode B	Mode A	Mode B	Mode A	Mode B
GFSK	13.50	9.75	10.75	9.00	19.50	15.50	16.25	15.00	20.00	20.00	20.00	19.75
EDR	8.50	8.50	8.50	8.50	16.50	15.50	16.25	15.00	16.50	16.50	16.50	16.50
LE1M	13.50	9.75	10.75	9.00	19.50	15.50	16.25	15.00	20.00	20.00	20.00	19.75
LE2M	13.50	9.75	10.75	9.00	19.50	15.50	16.25	15.00	20.00	20.00	20.00	19.75
HDR4	7.50	7.50	7.50	7.50	12.50	12.50	12.50	12.50	12.50	12.50	12.50	12.50
HDR8	7.50	7.50	7.50	7.50	13.50	13.50	13.50	13.50	13.50	13.50	13.50	13.50

This device supports Bluetooth beamforming. SAR measurement is not required for Beamforming when the output power is equal or less than a single chain. Please refer to BT tune-up procedure.

Bluetooth Measured Results

SAR measurement is not required for the 8PSK, BLE, and HDR. When the secondary mode is ≤ ¼ dB higher than the primary mode.

Power Mode	Antenna	Mode	Ch #	Freq. (MHz)	Power Mode A			Power Mode B		
					Meas Pwr	Tune-up	SAR Test (Yes/No)	Meas Pwr	Tune-up	SAR Test (Yes/No)
Bluetooth P_{low}	ANT3	GFSK	0	2402	11.99	13.50	Yes	7.88	9.75	Yes
			39	2441	12.12	13.50		8.22	9.75	
			78	2480	12.10	13.50		8.20	9.75	
	ANT4	GFSK	0	2402	9.35	10.75	Yes	7.44	9.00	Yes
			39	2441	9.43	10.75		7.48	9.00	
			78	2480	9.33	10.75		7.40	9.00	
Bluetooth P_{high}	ANT3	GFSK	0	2402	18.17	19.50	Yes	14.03	15.50	Yes
			39	2441	18.17	19.50		14.29	15.50	
			78	2480	18.00	19.50		14.10	15.50	
	ANT4	GFSK	0	2402	15.40	16.25	Yes	13.55	15.00	Yes
			39	2441	15.50	16.25		13.61	15.00	
			78	2480	14.97	16.25		13.26	15.00	
Bluetooth $P_{standalone}$	ANT3	GFSK	0	2402	18.40	20.00	Yes	19.16	20.00	Yes
			39	2441	18.50	20.00		19.19	20.00	
			78	2480	18.44	20.00		19.10	20.00	
	ANT4	GFSK	0	2402	18.60	20.00	Yes	18.51	19.75	Yes
			39	2441	18.64	20.00		18.61	19.75	
			78	2480	18.29	20.00		18.21	19.75	

This report shall not be reproduced without the written approval of UL Verification Services Inc.

Duty Factor Measured Results

Mode	Type	T on (ms)	Period (ms)	Duty Cycle	Crest Factor (1/duty cycle)
GFSK	DH5	1	1	100.00%	1.00

Note(s):

Duty Cycle = (T on / period) * 100%

Duty Cycle plots

GFSK

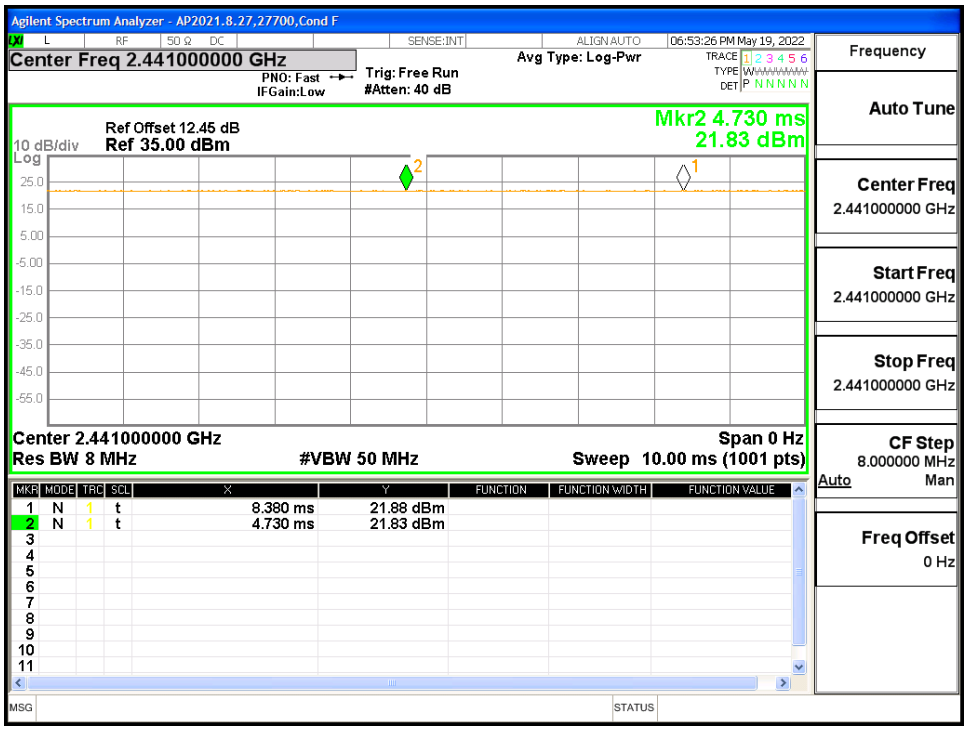

This report shall not be reproduced without the written approval of UL Verification Services Inc.

9.10. MSS (Mobile Satellite Service)

This device supports Mobile Satellite Service with Tx over L-Band (1610 – 1626.5 MHz) and Rx over S-Band (2483.5 – 2500 MHz).

Radio Astronomy Zone exclusion requirement is implemented by Geo-fencing in Software. Transmit frequency will be changed based on network direction when Astronomy site location is detected.

Output Power for MSS

Antenna	Mode	Power Mode B				
		Channel	Freq. (MHz)	Meas Pwr (dBm)	Tune-up (dBm)	SAR Test (Yes/No)
ANT1	1-PRB SC-FDMA	262316	1610.1	20.8	21.5	Yes
		262391	1617.6	20.8	21.5	
		262466	1625.1	20.8	21.5	
ANT4	1-PRB SC-FDMA	262316	1610.1	20.3	21.0	Yes
		262391	1617.6	20.3	21.0	
		262466	1625.1	20.3	21.0	

This report shall not be reproduced without the written approval of UL Verification Services Inc.

10. Measured and Reported (Scaled) SAR Results

SAR Test Reduction criteria are as follows:

- Reported SAR(W/kg) for WWAN = Measured SAR *Tune-up Scaling Factor
- Reported SAR(W/kg) for Wi-Fi and Bluetooth = Measured SAR * Tune-up scaling factor * Duty Cycle scaling factor
- Duty Cycle scaling factor = 1 / Duty cycle (%)

KDB 447498 D01 General RF Exposure Guidance:
Testing of other required channels within the operating mode of a frequency band is not required when the reported 1-g or 10-g SAR for the mid-band or highest output power channel is:

- ≤ 0.8 W/kg or 2.0 W/kg, for 1-g or 10-g respectively, when the transmission band is ≤ 100 MHz
- ≤ 0.6 W/kg or 1.5 W/kg, for 1-g or 10-g respectively, when the transmission band is between 100 MHz and 200 MHz
- ≤ 0.4 W/kg or 1.0 W/kg, for 1-g or 10-g respectively, when the transmission band is ≥ 200 MHz

KDB 648474 D04 Handset SAR:
With headset attached, when the reported SAR for body-worn accessory, measured without a headset connected to the handset, is > 1.2 W/kg, the highest reported SAR configuration for that wireless mode and frequency band should be repeated for that body-worn accessory with a headset attached to the handset.

KDB 648474 D04 Handset SAR (Phablet Only):
For smart phones, with a display diagonal dimension > 15.0 cm or an overall diagonal dimension > 16.0 cm.
When hotspot mode does not apply, 10-g Extremity SAR is required for all surfaces and edges with an antenna located at ≤ 25 mm from that surface or edge in direct contact with a flat phantom, to address interactive hand use exposure conditions. When hotspot mode applies, 10-g extremity SAR is required only for the surfaces and edges with hotspot mode 1-g reported SAR > 1.2 W/kg; however, when power reduction applies to hotspot mode the measured SAR must be scaled to the maximum output power, including tolerance, allowed for phablet modes to compare with the 1.2 W/kg SAR test reduction threshold.

10-g Extremity SAR testing is not required since all 1-g reported SAR < 1.2 W/kg for hotspot mode.

KDB 941225 D01 SAR test for 3G devices:
When the maximum output power and tune-up tolerance specified for production units in a secondary mode is ≤ ¼ dB higher than the primary mode or when the highest reported SAR of the primary mode is scaled by the ratio of specified maximum output power and tune-up tolerance of secondary to primary mode and the adjusted SAR is ≤ 1.2 W/kg, SAR measurement is not required for the secondary mode.

KDB 941225 D05 SAR for LTE Devices:
SAR test reduction is applied using the following criteria:

- Start with the largest channel bandwidth and measure SAR for QPSK with 1 RB, and 50% RB allocation, using the RB offset and required test channel combination with the highest maximum output power among RB offsets at the upper edge, middle and lower edge of each required test channel.
- When the reported SAR is > 0.8 W/kg, testing for other Channels is performed at the highest output power level for 1RB, and 50% RB configuration for that channel.
- Testing for 100% RB configuration is performed at the highest output power level for 100% RB configuration across the Low, Mid and High Channel when the highest reported SAR for 1 RB and 50% RB are > 0.8 W/kg. Testing for the remaining required channels is not needed because the reported SAR for 100% RB Allocation < 1.45 W/kg.
- Testing for 16-QAM modulation is not required because the reported SAR for QPSK is < 1.45 W/Kg and its output power is not more than 0.5 dB higher than that of QPSK.
- Testing for the other channel bandwidths is not required because the reported SAR for the highest channel bandwidth is < 1.45 W/Kg and its output power is not more than 0.5 dB higher than that of the highest channel bandwidth.
- For LTE bands that do not support at least three non-overlapping channels in certain channel bandwidths, test the available non-overlapping channels instead. When a device supports overlapping channel assignment in a channel bandwidth configuration, the middle channel of the group of overlapping channels should be selected for testing; therefore, the requirement for H, M and L channels may not fully apply.

This report shall not be reproduced without the written approval of UL Verification Services Inc.

KDB 248227 D01 SAR meas for 802.11:

SAR test reduction for 802.11 Wi-Fi transmission mode configurations are considered separately for DSSS and OFDM. An initial test position is determined to reduce the number of tests required for certain exposure configurations with multiple test positions. An initial test configuration is determined for each frequency band and aggregated band according to maximum output power, channel bandwidth, wireless mode configurations and other operating parameters to streamline the measurement requirements. For 2.4 GHz DSSS, either the initial test position or DSSS procedure is applied to reduce the number of SAR tests; these are mutually exclusive. For OFDM, an initial test position is only applicable to next to the ear, UMPC mini-tablet and hotspot mode configurations, which is tested using the initial test configuration to facilitate test reduction. For other exposure conditions with a fixed test position, SAR test reduction is determined using only the initial test configuration.

The multiple test positions require SAR measurements in head, hotspot mode or UMPC mini-tablet configurations may be reduced according to the highest reported SAR determined using the *initial test position(s)* by applying the DSSS or OFDM SAR measurement procedures in the required wireless mode test configuration(s). The *initial test position(s)* is measured using the highest measured maximum output power channel in the required wireless mode test configuration(s). When the *reported* SAR for the *initial test position* is:

- ≤ 0.4 W/kg, further SAR measurement is not required for the other test positions in that exposure configuration and wireless mode combination within the frequency band or aggregated band. DSSS and OFDM configurations are considered separately according to the required SAR procedures.
- > 0.4 W/kg, SAR is repeated using the same wireless mode test configuration tested in the *initial test position* to measure the subsequent next closet/smallest test separation distance and maximum coupling test position, on the highest maximum output power channel, until the *reported* SAR is ≤ 0.8 W/kg or all required test positions are tested.
  - For subsequent test positions with equivalent test separation distance or when exposure is dominated by coupling conditions, the position for maximum coupling condition should be tested.
  - When it is unclear, all equivalent conditions must be tested.
- For all positions/configurations tested using the *initial test position* and subsequent test positions, when the *reported* SAR is > 0.8 W/kg, measure the SAR for these positions/configurations on the subsequent next highest measured output power channel(s) until the *reported* SAR is ≤ 1.2 W/kg or all required test channels are considered.
  - The additional power measurements required for this step should be limited to those necessary for identifying subsequent highest output power channels to apply the test reduction.
- When the specified maximum output power is the same for both UNII 1 and UNII 2A, begin SAR measurements in UNII 2A with the channel with the highest measured output power. If the reported SAR for UNII 2A is ≤ 1.2 W/kg, SAR is not required for UNII 1; otherwise treat the remaining bands separately and test them independently for SAR.
- When the specified maximum output power is different between UNII 1 and UNII 2A, begin SAR with the band that has the higher specified maximum output. If the highest reported SAR for the band with the highest specified power is ≤ 1.2 W/kg, testing for the band with the lower specified output power is not required; otherwise test the remaining bands independently for SAR.

To determine the *initial test position*, Area Scans were performed to determine the position with the *Maximum Value of SAR (measured)*. The position that produced the highest *Maximum Value of SAR* is considered the worst case position; thus used as the *initial test position*.

This report shall not be reproduced without the written approval of UL Verification Services Inc.

10.1. GSM850

Antenna	RF Exposure Conditions	Mode	Power Mode	Dist. (mm)	Test Position	Ch #.	Freq. (MHz)	Power (dBm)		1-g SAR (W/kg)		10-g SAR (W/kg)		Plot No.
								Tune-up Limit	Meas.	Meas.	Scaled	Meas.	Scaled	
ANT1	Head	GPRS 2 Slots	Mode A	0	Left Touch	190	836.6	32.5	31.5	0.154	0.194	0.119	0.150	
					Left Tilt	190	836.6	32.5	31.5	0.070	0.088	0.055	0.069	
					Right Touch	190	836.6	32.5	31.5	0.158	0.199	0.123	0.155	1
					Right Tilt	190	836.6	32.5	31.5	0.077	0.097	0.062	0.077	
	Body & Hotspot	GPRS 2 Slots	Mode B	5	Rear	128	824.4	30.2	29.5	0.762	0.895	0.497	0.584	2
					Rear	190	836.6	30.2	29.5	0.751	0.882	0.435	0.511	
					Rear	251	848.8	30.2	29.4	0.742	0.892	0.420	0.505	
					Front	190	836.6	30.2	29.5	0.401	0.471	0.234	0.275	
	Hotspot	GPRS 2 Slots	Mode B	5	Edge 2	190	836.6	30.2	29.5	0.552	0.649	0.356	0.418	
					Edge 3	190	836.6	30.2	29.5	0.439	0.516	0.198	0.233	
					Edge 4	190	836.6	30.2	29.5	0.182	0.214	0.116	0.136	
Antenna	RF Exposure Conditions	Mode	Power Mode	Dist. (mm)	Test Position	Ch #.	Freq. (MHz)	Power (dBm)		1-g SAR (W/kg)		10-g SAR (W/kg)		Plot No.
								Tune-up Limit	Meas.	Meas.	Scaled	Meas.	Scaled	
ANT2	Head	GPRS 2 Slots	Mode A	0	Left Touch	190	836.6	29.0	28.5	0.420	0.471	0.295	0.331	
					Left Tilt	190	836.6	29.0	28.5	0.360	0.404	0.191	0.214	
					Right Touch	128	824.4	29.0	28.3	0.751	0.882	0.450	0.529	
					Right Touch	190	836.6	29.0	28.5	0.771	0.865	0.461	0.517	
					Right Touch	251	848.8	29.0	28.3	0.761	0.894	0.472	0.555	3
					Right Tilt	190	836.6	29.0	28.5	0.397	0.445	0.207	0.232	
	Body & Hotspot	GPRS 2 Slots	Mode B	5	Rear	128	824.4	30.5	30.0	0.661	0.742	0.419	0.470	
					Rear	190	836.6	30.5	30.0	0.717	0.804	0.469	0.526	4
					Rear	251	848.8	30.5	29.9	0.653	0.750	0.411	0.472	
					Front	190	836.6	30.5	30.0	0.269	0.302	0.173	0.194	
	Hotspot	GPRS 2 Slots	Mode B	5	Edge 1	190	836.6	30.5	30.0	0.202	0.227	0.103	0.116	
					Edge 2	190	836.6	30.5	30.0	0.170	0.191	0.109	0.122	
					Edge 4	190	836.6	30.5	30.0	0.102	0.114	0.055	0.062	

This report shall not be reproduced without the written approval of UL Verification Services Inc.

10.2. GSM1900

Antenna	RF Exposure Conditions	Mode	Power Mode	Dist. (mm)	Test Position	Ch #.	Freq. (MHz)	Power (dBm)		1-g SAR (W/kg)		10-g SAR (W/kg)		Plot No.
								Tune-up Limit	Meas.	Meas.	Scaled	Meas.	Scaled	
ANT1	Head	GPRS 2 Slots	Mode A	0	Left Touch	661	1880.0	31.0	29.9	0.074	0.095	0.048	0.062	
					Left Tilt	661	1880.0	31.0	29.9	0.064	0.082	0.039	0.050	
					Right Touch	661	1880.0	31.0	29.9	0.201	0.259	0.124	0.160	5
					Right Tilt	661	1880.0	31.0	29.9	0.056	0.072	0.036	0.046	
	Body & Hotspot	GPRS 2 Slots	Mode B	5	Rear	512	1850.2	26.9	25.8	0.661	0.852	0.301	0.388	6
					Rear	661	1880.0	26.9	25.9	0.645	0.812	0.291	0.366	
					Rear	810	1909.8	26.9	25.9	0.623	0.784	0.275	0.346	
					Front	661	1880.0	26.9	25.9	0.252	0.317	0.139	0.175	
	Hotspot	GPRS 2 Slots	Mode B	5	Edge 2	661	1880.0	26.9	25.9	0.503	0.633	0.236	0.297	
					Edge 3	661	1880.0	26.9	25.9	0.312	0.393	0.156	0.196	
					Edge 4	661	1880.0	26.9	25.9	0.010	0.012	0.005	0.006	
Antenna	RF Exposure Conditions	Mode	Power Mode	Dist. (mm)	Test Position	Ch #.	Freq. (MHz)	Power (dBm)		1-g SAR (W/kg)		10-g SAR (W/kg)		Plot No.
								Tune-up Limit	Meas.	Meas.	Scaled	Meas.	Scaled	
ANT2	Head	GPRS 2 Slots	Mode A	0	Left Touch	661	1880.0	26.6	26.2	0.158	0.173	0.100	0.110	
					Left Tilt	661	1880.0	26.6	26.2	0.129	0.141	0.076	0.083	
					Right Touch	661	1880.0	26.6	26.2	0.662	0.726	0.369	0.405	7
					Right Tilt	661	1880.0	26.6	26.2	0.304	0.333	0.153	0.168	
	Body & Hotspot	GPRS 2 Slots	Mode B	5	Rear	512	1850.2	26.7	26.0	0.715	0.840	0.349	0.410	
					Rear	661	1880.0	26.7	26.2	0.793	0.890	0.380	0.426	
					Rear	810	1909.8	26.7	26.2	0.837	0.939	0.402	0.451	8
					Front	661	1880.0	26.7	26.2	0.179	0.201	0.096	0.108	
	Hotspot	GPRS 2 Slots	Mode B	5	Edge 1	661	1880.0	26.7	26.2	0.180	0.202	0.073	0.082	
					Edge 2	661	1880.0	26.7	26.2	0.012	0.013	0.007	0.008	
					Edge 4	661	1880.0	26.7	26.2	0.174	0.195	0.088	0.099	
Antenna	RF Exposure Conditions	Mode	Power Mode	Dist. (mm)	Test Position	Ch #.	Freq. (MHz)	Power (dBm)		1-g SAR (W/kg)		10-g SAR (W/kg)		Plot No.
								Tune-up Limit	Meas.	Meas.	Scaled	Meas.	Scaled	
ANT3	Head	GPRS 2 Slots	Mode A	0	Left Touch	661	1880.0	29.5	28.5	0.360	0.453	0.228	0.287	9
					Left Tilt	661	1880.0	29.5	28.5	0.165	0.208	0.103	0.130	
					Right Touch	661	1880.0	29.5	28.5	0.179	0.225	0.115	0.145	
					Right Tilt	661	1880.0	29.5	28.5	0.167	0.210	0.098	0.123	
	Body & Hotspot	GPRS 2 Slots	Mode B	5	Rear	661	1880.0	25.9	25.3	0.695	0.798	0.407	0.467	10
					Front	661	1880.0	25.9	25.3	0.459	0.527	0.260	0.299	
	Hotspot	GPRS 2 Slots	Mode B	5	Edge 3	661	1880.0	25.9	25.3	0.331	0.380	0.176	0.202	
					Edge 4	512	1850.2	25.9	25.2	0.726	0.853	0.389	0.457	
					Edge 4	661	1880.0	25.9	25.3	0.750	0.861	0.387	0.444	11
					Edge 4	810	1909.8	25.9	25.3	0.736	0.845	0.389	0.447	
Antenna	RF Exposure Conditions	Mode	Power Mode	Dist. (mm)	Test Position	Ch #.	Freq. (MHz)	Power (dBm)		1-g SAR (W/kg)		10-g SAR (W/kg)		Plot No.
								Tune-up Limit	Meas.	Meas.	Scaled	Meas.	Scaled	
ANT4	Head	GPRS 2 Slots	Mode A	0	Left Touch	512	1850.2	25.4	24.6	0.727	0.874	0.400	0.481	
					Left Touch	661	1880.0	25.4	24.6	0.732	0.880	0.401	0.482	
					Left Touch	810	1909.8	25.4	24.6	0.774	0.931	0.414	0.498	12
					Left Tilt	661	1880.0	25.4	24.6	0.415	0.499	0.205	0.246	
					Right Touch	661	1880.0	25.4	24.6	0.250	0.301	0.153	0.184	
					Right Tilt	661	1880.0	25.4	24.6	0.183	0.220	0.106	0.127	
	Body & Hotspot	GPRS 2 Slots	Mode B	5	Rear	512	1850.2	26.2	25.2	0.646	0.813	0.367	0.462	
					Rear	661	1880.0	26.2	25.2	0.703	0.885	0.383	0.482	13
					Rear	810	1909.8	26.2	25.2	0.675	0.850	0.370	0.466	
					Front	661	1880.0	26.2	25.2	0.335	0.422	0.190	0.239	
	Hotspot	GPRS 2 Slots	Mode B	5	Edge 1	661	1880.0	26.2	25.2	0.247	0.311	0.114	0.144	
					Edge 2	512	1850.2	26.2	25.2	0.718	0.904	0.359	0.452	
					Edge 2	661	1880.0	26.2	25.2	0.730	0.919	0.364	0.458	14
					Edge 2	810	1909.8	26.2	25.2	0.718	0.904	0.359	0.452	

This report shall not be reproduced without the written approval of UL Verification Services Inc.

10.3. W-CDMA Band 2

Antenna	RF Exposure Conditions	Mode	Power Mode	Dist. (mm)	Test Position	Ch #.	Freq. (MHz)	Power (dBm)		1-g SAR (W/kg)		10-g SAR (W/kg)		Plot No.
								Tune-up Limit	Meas.	Meas.	Scaled	Meas.	Scaled	
ANT1	Head	Rel 99 RMC 12.2 kbps	Mode A	0	Left Touch	9400	1880.0	25.7	25.0	0.131	0.154	0.087	0.102	
					Left Tilt	9400	1880.0	25.7	25.0	0.120	0.141	0.076	0.089	
					Right Touch	9400	1880.0	25.7	25.0	0.290	0.341	0.187	0.220	15
					Right Tilt	9400	1880.0	25.7	25.0	0.082	0.096	0.055	0.065	
	Body & Hotspot	Rel 99 RMC 12.2 kbps	Mode B	5	Rear	9262	1852.4	20.9	20.1	0.733	0.881	0.339	0.408	16
					Rear	9400	1880.0	20.9	20.2	0.722	0.848	0.324	0.381	
					Rear	9538	1907.6	20.9	20.1	0.729	0.876	0.334	0.402	
					Front	9400	1880.0	20.9	20.2	0.295	0.347	0.163	0.192	
	Hotspot	Rel 99 RMC 12.2 kbps	Mode B	5	Edge 2	9400	1880.0	20.9	20.2	0.635	0.746	0.290	0.341	
					Edge 3	9400	1880.0	20.9	20.2	0.257	0.302	0.129	0.152	
					Edge 4	9400	1880.0	20.9	20.2	0.018	0.021	0.010	0.012	
Antenna	RF Exposure Conditions	Mode	Power Mode	Dist. (mm)	Test Position	Ch #.	Freq. (MHz)	Power (dBm)		1-g SAR (W/kg)		10-g SAR (W/kg)		Plot No.
								Tune-up Limit	Meas.	Meas.	Scaled	Meas.	Scaled	
ANT2	Head	Rel 99 RMC 12.2 kbps	Mode A	0	Left Touch	9400	1880.0	20.6	20.1	0.265	0.297	0.169	0.190	
					Left Tilt	9400	1880.0	20.6	20.1	0.189	0.212	0.110	0.123	
					Right Touch	9262	1852.4	20.6	20.1	0.766	0.859	0.405	0.454	
					Right Touch	9400	1880.0	20.6	20.1	0.795	0.892	0.411	0.461	
					Right Touch	9538	1907.6	20.6	20.1	0.831	0.932	0.424	0.476	17
					Right Tilt	9400	1880.0	20.6	20.1	0.570	0.640	0.277	0.311	
	Body & Hotspot	Rel 99 RMC 12.2 kbps	Mode B	5	Rear	9262	1852.4	20.7	20.1	0.677	0.777	0.326	0.374	
					Rear	9400	1880.0	20.7	20.1	0.751	0.862	0.353	0.405	
					Rear	9538	1907.6	20.7	20.1	0.782	0.898	0.381	0.437	18
					Front	9400	1880.0	20.7	20.1	0.329	0.378	0.174	0.200	
	Hotspot	Rel 99 RMC 12.2 kbps	Mode B	5	Edge 1	9400	1880.0	20.7	20.1	0.280	0.321	0.114	0.131	
					Edge 2	9400	1880.0	20.7	20.1	0.022	0.025	0.012	0.014	
					Edge 4	9400	1880.0	20.7	20.1	0.457	0.525	0.221	0.254	
Antenna	RF Exposure Conditions	Mode	Power Mode	Dist. (mm)	Test Position	Ch #.	Freq. (MHz)	Power (dBm)		1-g SAR (W/kg)		10-g SAR (W/kg)		Plot No.
								Tune-up Limit	Meas.	Meas.	Scaled	Meas.	Scaled	
ANT3	Head	Rel 99 RMC 12.2 kbps	Mode A	0	Left Touch	9400	1880.0	23.5	23.0	0.511	0.573	0.331	0.371	19
					Left Tilt	9400	1880.0	23.5	23.0	0.243	0.273	0.155	0.174	
					Right Touch	9400	1880.0	23.5	23.0	0.283	0.318	0.182	0.204	
					Right Tilt	9400	1880.0	23.5	23.0	0.254	0.285	0.151	0.169	
	Body & Hotspot	Rel 99 RMC 12.2 kbps	Mode B	5	Rear	9400	1880.0	19.9	19.2	0.643	0.755	0.379	0.445	20
					Front	9400	1880.0	19.9	19.2	0.404	0.475	0.231	0.271	
	Hotspot	Rel 99 RMC 12.2 kbps	Mode B	5	Edge 3	9400	1880.0	19.9	19.2	0.296	0.348	0.157	0.184	
					Edge 4	9262	1852.4	19.9	19.1	0.712	0.856	0.364	0.438	
					Edge 4	9400	1880.0	19.9	19.2	0.753	0.885	0.393	0.462	21
					Edge 4	9538	1907.6	19.9	19.2	0.718	0.844	0.374	0.439	
Antenna	RF Exposure Conditions	Mode	Power Mode	Dist. (mm)	Test Position	Ch #.	Freq. (MHz)	Power (dBm)		1-g SAR (W/kg)		10-g SAR (W/kg)		Plot No.
								Tune-up Limit	Meas.	Meas.	Scaled	Meas.	Scaled	
ANT4	Head	Rel 99 RMC 12.2 kbps	Mode A	0	Left Touch	9262	1852.4	19.4	18.8	0.735	0.844	0.395	0.454	
					Left Touch	9400	1880.0	19.4	18.9	0.796	0.893	0.419	0.470	22
					Left Touch	9538	1907.6	19.4	18.9	0.759	0.852	0.402	0.451	
					Left Tilt	9400	1880.0	19.4	18.9	0.447	0.502	0.222	0.249	
					Right Touch	9400	1880.0	19.4	18.9	0.250	0.281	0.149	0.167	
					Right Tilt	9400	1880.0	19.4	18.9	0.167	0.187	0.097	0.109	
	Body & Hotspot	Rel 99 RMC 12.2 kbps	Mode B	5	Rear	9400	1880.0	20.2	19.4	0.664	0.798	0.369	0.444	23
					Front	9400	1880.0	20.2	19.4	0.306	0.368	0.174	0.209	
	Hotspot	Rel 99 RMC 12.2 kbps	Mode B	5	Edge 1	9400	1880.0	20.2	19.4	0.218	0.262	0.095	0.114	
					Edge 2	9262	1852.4	20.2	19.3	0.710	0.873	0.348	0.428	
					Edge 2	9400	1880.0	20.2	19.4	0.706	0.849	0.345	0.415	
					Edge 2	9538	1907.6	20.2	19.3	0.747	0.919	0.372	0.458	24

This report shall not be reproduced without the written approval of UL Verification Services Inc.

10.4. W-CDMA Band 4

Antenna	RF Exposure Conditions	Mode	Power Mode	Dist. (mm)	Test Position	Ch #.	Freq. (MHz)	Power (dBm)		1-g SAR (W/kg)		10-g SAR (W/kg)		Plot No.
								Tune-up Limit	Meas.	Meas.	Scaled	Meas.	Scaled	
ANT1	Head	Rel 99 RMC 12.2 kbps	Mode A	0	Left Touch	1413	1732.6	25.2	25.2	0.067	0.067	0.046	0.046	
					Left Tilt	1413	1732.6	25.2	25.2	0.079	0.079	0.051	0.051	
					Right Touch	1413	1732.6	25.2	25.2	0.154	0.154	0.100	0.100	25
					Right Tilt	1413	1732.6	25.2	25.2	0.085	0.085	0.056	0.056	
	Body & Hotspot	Rel 99 RMC 12.2 kbps	Mode B	5	Rear	1413	1732.6	19.1	18.9	0.549	0.575	0.283	0.296	26
					Front	1413	1732.6	19.1	18.9	0.489	0.512	0.236	0.247	
	Hotspot	Rel 99 RMC 12.2 kbps	Mode B	5	Edge 2	1413	1732.6	19.1	18.9	0.106	0.111	0.056	0.059	
					Edge 3	1312	1712.4	19.1	18.6	0.804	0.902	0.369	0.414	
					Edge 3	1413	1732.6	19.1	18.9	0.893	0.935	0.426	0.446	
					Edge 3	1513	1752.6	19.1	18.9	0.895	0.937	0.427	0.447	27
					Edge 4	1413	1732.6	19.1	18.9	0.025	0.026	0.013	0.014	
Antenna	RF Exposure Conditions	Mode	Power Mode	Dist. (mm)	Test Position	Ch #.	Freq. (MHz)	Power (dBm)		1-g SAR (W/kg)		10-g SAR (W/kg)		Plot No.
								Tune-up Limit	Meas.	Meas.	Scaled	Meas.	Scaled	
ANT2	Head	Rel 99 RMC 12.2 kbps	Mode A	0	Left Touch	1413	1732.6	22.6	22.5	0.219	0.224	0.139	0.142	
					Left Tilt	1413	1732.6	22.6	22.5	0.226	0.231	0.121	0.124	
					Right Touch	1312	1712.4	22.6	22.5	0.880	0.900	0.487	0.498	
					Right Touch	1413	1732.6	22.6	22.5	0.882	0.903	0.490	0.501	28
					Right Touch	1513	1752.6	22.6	22.5	0.874	0.894	0.486	0.497	
					Right Tilt	1413	1732.6	22.6	22.5	0.447	0.457	0.219	0.224	
	Body & Hotspot	Rel 99 RMC 12.2 kbps	Mode B	5	Rear	1312	1712.4	23.0	22.6	0.729	0.799	0.349	0.383	
					Rear	1413	1732.6	23.0	22.7	0.749	0.803	0.346	0.371	29
					Rear	1513	1752.6	23.0	22.6	0.707	0.775	0.337	0.370	
					Front	1413	1732.6	23.0	22.7	0.366	0.392	0.189	0.203	
	Hotspot	Rel 99 RMC 12.2 kbps	Mode B	5	Edge 1	1413	1732.6	23.0	22.7	0.505	0.541	0.243	0.260	
					Edge 2	1413	1732.6	23.0	22.7	0.021	0.022	0.010	0.010	
					Edge 4	1413	1732.6	23.0	22.7	0.560	0.600	0.292	0.313	
Antenna	RF Exposure Conditions	Mode	Power Mode	Dist. (mm)	Test Position	Ch #.	Freq. (MHz)	Power (dBm)		1-g SAR (W/kg)		10-g SAR (W/kg)		Plot No.
								Tune-up Limit	Meas.	Meas.	Scaled	Meas.	Scaled	
ANT3	Head	Rel 99 RMC 12.2 kbps	Mode A	0	Left Touch	1413	1732.6	24.6	24.1	0.250	0.281	0.166	0.186	30
					Left Tilt	1413	1732.6	24.6	24.1	0.174	0.195	0.117	0.131	
					Right Touch	1413	1732.6	24.6	24.1	0.181	0.203	0.118	0.132	
					Right Tilt	1413	1732.6	24.6	24.1	0.156	0.175	0.100	0.112	
	Body & Hotspot	Rel 99 RMC 12.2 kbps	Mode B	5	Rear	1413	1732.6	21.3	20.8	0.684	0.767	0.378	0.424	31
					Front	1413	1732.6	21.3	20.8	0.454	0.509	0.265	0.297	
	Hotspot	Rel 99 RMC 12.2 kbps	Mode B	5	Edge 3	1413	1732.6	21.3	20.8	0.069	0.077	0.037	0.042	
					Edge 4	1312	1712.4	21.3	20.8	0.752	0.844	0.379	0.425	
					Edge 4	1413	1732.6	21.3	20.8	0.773	0.867	0.388	0.435	
					Edge 4	1513	1752.6	21.3	20.6	0.794	0.933	0.398	0.468	32
Antenna	RF Exposure Conditions	Mode	Power Mode	Dist. (mm)	Test Position	Ch #.	Freq. (MHz)	Power (dBm)		1-g SAR (W/kg)		10-g SAR (W/kg)		Plot No.
								Tune-up Limit	Meas.	Meas.	Scaled	Meas.	Scaled	
ANT4	Head	Rel 99 RMC 12.2 kbps	Mode A	0	Left Touch	1312	1712.4	19.8	18.9	0.692	0.851	0.356	0.438	
					Left Touch	1413	1732.6	19.8	19.0	0.713	0.857	0.368	0.442	
					Left Touch	1513	1752.6	19.8	19.0	0.722	0.868	0.372	0.447	33
					Left Tilt	1413	1732.6	19.8	19.0	0.413	0.497	0.202	0.243	
					Right Touch	1413	1732.6	19.8	19.0	0.486	0.584	0.293	0.352	
					RighttTilt	1413	1732.6	19.8	19.0	0.391	0.470	0.226	0.272	
	Body & Hotspot	Rel 99 RMC 12.2 kbps	Mode B	5	Rear	1312	1712.4	20.1	19.2	0.653	0.803	0.349	0.429	
					Rear	1413	1732.6	20.1	19.3	0.708	0.851	0.382	0.459	
					Rear	1513	1752.6	20.1	19.3	0.710	0.854	0.381	0.458	34
					Front	1413	1732.6	20.1	19.3	0.302	0.363	0.165	0.198	
	Hotspot	Rel 99 RMC 12.2 kbps	Mode B	5	Edge 1	1413	1732.6	20.1	19.3	0.474	0.570	0.225	0.271	
					Edge 2	1413	1732.6	20.1	19.3	0.613	0.737	0.331	0.398	

This report shall not be reproduced without the written approval of UL Verification Services Inc.

10.5. W-CDMA Band 5

Antenna	RF Exposure Conditions	Mode	Power Mode	Dist. (mm)	Test Position	Ch #.	Freq. (MHz)	Power (dBm)		1-g SAR (W/kg)		10-g SAR (W/kg)		Plot No.
								Tune-up Limit	Meas.	Meas.	Scaled	Meas.	Scaled	
ANT1	Head	Rel 99 RMC 12.2 kbps	Mode A	0	Left Touch	4183	836.6	25.7	25.1	0.130	0.149	0.101	0.116	
					Left Tilt	4183	836.6	25.7	25.1	0.073	0.084	0.058	0.067	
					Right Touch	4183	836.6	25.7	25.1	0.163	0.187	0.125	0.144	35
					RighttTilt	4183	836.6	25.7	25.1	0.092	0.106	0.073	0.084	
	Body & Hotspot	Rel 99 RMC 12.2 kbps	Mode B	5	Rear	4132	826.4	24.2	23.5	0.754	0.886	0.423	0.497	36
					Rear	4183	836.6	24.2	23.6	0.743	0.853	0.425	0.488	
					Rear	4233	846.6	24.2	23.5	0.642	0.754	0.358	0.421	
					Front	4183	836.6	24.2	23.6	0.386	0.443	0.224	0.257	
	Hotspot	Rel 99 RMC 12.2 kbps	Mode B	5	Edge 2	4183	836.6	24.2	23.6	0.507	0.582	0.329	0.378	
					Edge 3	4183	836.6	24.2	23.6	0.532	0.611	0.241	0.277	
					Edge 4	4183	836.6	24.2	23.6	0.170	0.195	0.110	0.126	
Antenna	RF Exposure Conditions	Mode	Power Mode	Dist. (mm)	Test Position	Ch #.	Freq. (MHz)	Power (dBm)		1-g SAR (W/kg)		10-g SAR (W/kg)		Plot No.
								Tune-up Limit	Meas.	Meas.	Scaled	Meas.	Scaled	
ANT2	Head	Rel 99 RMC 12.2 kbps	Mode A	0	Left Touch	4183	836.6	23.0	22.4	0.473	0.543	0.337	0.387	
					Left Tilt	4183	836.6	23.0	22.4	0.400	0.459	0.216	0.248	
					Right Touch	4132	826.4	23.0	22.4	0.707	0.812	0.466	0.535	
					Right Touch	4183	836.6	23.0	22.4	0.712	0.817	0.469	0.538	
					Right Touch	4233	846.6	23.0	22.4	0.716	0.822	0.472	0.542	37
					Right Tilt	4183	836.6	23.0	22.4	0.379	0.435	0.199	0.228	
	Body & Hotspot	Rel 99 RMC 12.2 kbps	Mode B	5	Rear	4132	826.4	24.5	24.0	0.783	0.879	0.483	0.542	38
					Rear	4183	836.6	24.5	24.0	0.750	0.842	0.480	0.539	
					Rear	4233	846.6	24.5	24.0	0.726	0.815	0.440	0.494	
					Front	4183	836.6	24.5	24.0	0.379	0.425	0.244	0.274	
	Hotspot	Rel 99 RMC 12.2 kbps	Mode B	5	Edge 1	4183	836.6	24.5	24.0	0.257	0.288	0.127	0.142	
					Edge 2	4183	836.6	24.5	24.0	0.149	0.167	0.085	0.095	
					Edge 4	4183	836.6	24.5	24.0	0.160	0.180	0.101	0.113	

This report shall not be reproduced without the written approval of UL Verification Services Inc.

10.6. LTE Band 5 (10MHz Bandwidth)

Antenna	RF Exposure Conditions	Mode	Power Mode	Dist. (mm)	Test Position	Ch #.	Freq. (MHz)	RB Allocation	RB offset	Power (dBm)		1-g SAR (W/kg)		10-g SAR (W/kg)		Plot No.
										Tune-up Limit	Meas.	Meas.	Scaled	Meas.	Scaled	
ANT1	Head	QPSK	Mode A	0	Left Touch	20525	836.5	1	25	25.7	25.2	0.183	0.205	0.138	0.155	
								25	12	24.7	24.2	0.141	0.157	0.106	0.118	
					Left Tilt	20525	836.5	1	25	25.7	25.2	0.090	0.101	0.069	0.077	
								25	12	24.7	24.2	0.071	0.079	0.055	0.061	
					Right Touch	20525	836.5	1	25	25.7	25.2	0.210	0.236	0.160	0.180	39
								25	12	24.7	24.2	0.169	0.188	0.129	0.144	
					Right Tilt	20525	836.5	1	25	25.7	25.2	0.087	0.098	0.060	0.067	
								25	12	24.7	24.2	0.066	0.074	0.045	0.050	
	Body & Hotspot	QPSK	Mode B	5	Rear	20525	836.5	1	25	24.2	24.0	0.714	0.748	0.399	0.418	
								25	12	24.2	24.0	0.735	0.768	0.411	0.429	40
					Front	20525	836.5	1	25	24.2	24.0	0.341	0.357	0.191	0.200	
								25	12	24.2	24.0	0.349	0.365	0.195	0.204	
	Hotspot	QPSK	Mode B	5	Edge 2	20525	836.5	1	25	24.2	24.0	0.321	0.336	0.161	0.169	
								25	12	24.2	24.0	0.412	0.430	0.261	0.273	
					Edge 3	20525	836.5	1	25	24.2	24.0	0.435	0.456	0.188	0.197	
								25	12	24.2	24.0	0.413	0.431	0.180	0.188	
					Edge 4	20525	836.5	1	25	24.2	24.0	0.153	0.160	0.097	0.102	
								25	12	24.2	24.0	0.155	0.162	0.098	0.102	
Antenna	RF Exposure Conditions	Mode	Power Mode	Dist. (mm)	Test Position	Ch #.	Freq. (MHz)	RB Allocation	RB offset	Power (dBm)		1-g SAR (W/kg)		10-g SAR (W/kg)		Plot No.
										Tune-up Limit	Meas.	Meas.	Scaled	Meas.	Scaled	
ANT2	Head	QPSK	Mode A	0	Left Touch	20525	836.5	1	25	23.0	22.5	0.471	0.528	0.319	0.358	
								25	12	23.0	22.3	0.483	0.567	0.336	0.395	
					Left Tilt	20525	836.5	1	25	23.0	22.5	0.425	0.477	0.215	0.241	
								25	12	23.0	22.3	0.432	0.508	0.220	0.258	
					Right Touch	20525	836.5	1	25	23.0	22.5	0.723	0.811	0.444	0.498	
								25	12	23.0	22.3	0.751	0.882	0.458	0.538	41
								50	0	23.0	22.2	0.700	0.842	0.429	0.516	
					Right Tilt	20525	836.5	1	25	23.0	22.5	0.372	0.417	0.202	0.227	
								25	12	23.0	22.3	0.383	0.450	0.207	0.243	
	Body & Hotspot	QPSK	Mode B	5	Rear	20525	836.5	1	25	24.5	23.8	0.723	0.849	0.448	0.526	42
								25	12	23.7	23.0	0.625	0.734	0.388	0.456	
					Front	20525	836.5	1	25	24.5	23.8	0.350	0.411	0.232	0.273	
								25	12	23.7	23.0	0.297	0.349	0.196	0.230	
	Hotspot	QPSK	Mode B	5	Edge 1	20525	836.5	1	25	24.5	23.8	0.269	0.316	0.130	0.153	
								25	12	23.7	23.0	0.230	0.270	0.112	0.132	
					Edge 2	20525	836.5	1	25	24.5	23.8	0.154	0.181	0.098	0.115	
								25	12	23.7	23.0	0.131	0.154	0.083	0.098	
					Edge 4	20525	836.5	1	25	24.5	23.8	0.148	0.174	0.084	0.099	
								25	12	23.7	23.0	0.143	0.168	0.092	0.108	

UL CA 5B

Antenna	RF Exposure Conditions	Mode	Power Mode	Dist. (mm)	Test Position	PCC UL				SCC UL				Power (dBm)		1-g SAR (W/kg)		10-g SAR (W/kg)		Plot No.
						Ch #.	Freq. (MHz)	RB Allocation	RB offest	Ch #.	Freq. (MHz)	RB Allocation	RB offest	Tune-up limit	Meas.	Meas.	Scaled	Meas.	Scaled	
ANT 1	Head	QPSK	Mode A	0	Right Touch	20476	831.6	1	49	20575	841.5	1	0	25.70	25.00	0.093	0.109	0.072	0.084	
	Body	QPSK	Mode B	5	Rear	20476	831.6	1	49	20575	841.5	1	0	24.20	23.48	0.282	0.333	0.161	0.190	
	Hotspot	QPSK	Mode B	5	Edge 3	20476	831.6	1	49	20575	841.5	1	0	24.20	23.48	0.169	0.199	0.078	0.092	
Antenna	RF Exposure Conditions	Mode	Power Mode	Dist. (mm)	Test Position	PCC UL				SCC UL				Power (dBm)		1-g SAR (W/kg)		10-g SAR (W/kg)		Plot No.
						Ch #.	Freq. (MHz)	RB Allocation	RB offest	Ch #.	Freq. (MHz)	RB Allocation	RB offest	Tune-up limit	Meas.	Meas.	Scaled	Meas.	Scaled	
ANT 2	Head	QPSK	Mode A	0	Right Touch	20476	831.6	1	49	20575	841.5	1	0	23.00	22.34	0.388	0.452	0.245	0.285	
	Body	QPSK	Mode B	5	Rear	20476	831.6	1	49	20575	841.5	1	0	24.50	23.63	0.377	0.461	0.238	0.291	
	Hotspot	QPSK	Mode B	5	Edge 1	20476	831.6	1	49	20575	841.5	1	0	24.50	23.63	0.023	0.028	0.012	0.015	

Note(s):

PCC RB allocation setting for UL CA has been adjusted based on the worst-case power.

This report shall not be reproduced without the written approval of UL Verification Services Inc.

10.7. LTE Band 7 (20MHz Bandwidth)

Antenna	RF Exposure Conditions	Mode	Power Mode	Dist. (mm)	Test Position	Ch #.	Freq. (MHz)	RB Allocation	RB offset	Power (dBm)		1-g SAR (W/kg)		10-g SAR (W/kg)		Plot No.
										Tune-up Limit	Meas.	Meas.	Scaled	Meas.	Scaled	
ANT1	Head	QPSK	Mode A	0	Left Touch	21100	2535.0	1	49	25.7	25.2	0.166	0.186	0.100	0.112	
								50	24	24.7	24.2	0.134	0.150	0.079	0.089	
					Left Tilt	21100	2535.0	1	49	25.7	25.2	0.172	0.193	0.079	0.089	
								50	24	24.7	24.2	0.138	0.155	0.063	0.071	
					Right Touch	21100	2535.0	1	49	25.7	25.2	0.376	0.422	0.200	0.224	43
								50	24	24.7	24.2	0.305	0.342	0.164	0.184	
					Right Tilt	21100	2535.0	1	49	25.7	25.2	0.090	0.101	0.047	0.053	
								50	24	24.7	24.2	0.071	0.080	0.038	0.043	
	Body & Hotspot	QPSK	Mode B	5	Rear	21100	2535.0	1	49	20.0	19.6	0.569	0.624	0.244	0.268	
								50	24	20.0	19.6	0.580	0.636	0.249	0.273	44
					Front	21100	2535.0	1	49	20.0	19.6	0.420	0.461	0.178	0.195	
								50	24	20.0	19.6	0.432	0.474	0.184	0.202	
	Hotspot	QPSK	Mode B	5	Edge 2	20850	2510.0	1	49	20.0	19.5	0.830	0.931	0.347	0.389	
								50	24	20.0	19.6	0.860	0.943	0.357	0.391	45
						21100	2535.0	1	49	20.0	19.6	0.827	0.907	0.341	0.374	
								50	24	20.0	19.6	0.855	0.937	0.352	0.386	
								100	0	20.0	19.6	0.855	0.937	0.353	0.387	
						21350	2560.0	1	49	20.0	19.4	0.776	0.891	0.318	0.365	
								50	24	20.0	19.5	0.796	0.893	0.325	0.365	
					Edge 3	21100	2535.0	1	49	20.0	19.6	0.343	0.376	0.137	0.150	
								50	24	20.0	19.6	0.328	0.360	0.132	0.145	
					Edge 4	21100	2535.0	1	49	20.0	19.6	0.020	0.022	0.010	0.011	
								50	24	20.0	19.6	0.021	0.023	0.011	0.012	

Antenna	RF Exposure Conditions	Mode	Power Mode	Dist. (mm)	Test Position	Ch #.	Freq. (MHz)	RB Allocation	RB offset	Power (dBm)		1-g SAR (W/kg)		10-g SAR (W/kg)		Plot No.
										Tune-up Limit	Meas.	Meas.	Scaled	Meas.	Scaled	
ANT2	Head	QPSK	Mode A	0	Left Touch	21100	2535.0	1	49	18.9	18.6	0.313	0.335	0.123	0.132	
								50	24	18.9	18.5	0.320	0.351	0.125	0.137	
					Left Tilt	21100	2535.0	1	49	18.9	18.6	0.327	0.350	0.126	0.135	
								50	24	18.9	18.5	0.335	0.367	0.129	0.141	
					Right Touch	20850	2510.0	1	49	18.9	18.6	0.759	0.813	0.294	0.315	
								50	24	18.9	18.5	0.774	0.849	0.300	0.329	
						21100	2535.0	1	49	18.9	18.6	0.795	0.852	0.313	0.335	
								50	24	18.9	18.5	0.811	0.889	0.320	0.351	
								100	0	18.9	18.4	0.808	0.907	0.319	0.358	
						21350	2560.0	1	49	18.9	18.6	0.819	0.878	0.329	0.353	
								50	24	18.9	18.5	0.841	0.922	0.336	0.368	46
					Right Tilt	21100	2535.0	1	49	18.9	18.6	0.671	0.719	0.259	0.278	
								50	24	18.9	18.5	0.694	0.761	0.267	0.293	
	Body & Hotspot	QPSK	Mode B	5	Rear	20850	2510.0	1	49	20.2	19.8	0.726	0.796	0.294	0.322	
								50	24	20.2	19.7	0.744	0.835	0.300	0.337	
						21100	2535.0	1	49	20.2	19.8	0.772	0.846	0.309	0.339	
								50	24	20.2	19.7	0.788	0.884	0.316	0.355	
								100	0	20.2	19.7	0.785	0.881	0.315	0.353	
						21350	2560.0	1	49	20.2	19.8	0.805	0.883	0.322	0.353	
								50	24	20.2	19.7	0.824	0.925	0.328	0.368	47
					Front	21100	2535.0	1	49	20.2	19.8	0.422	0.463	0.171	0.187	
								50	24	20.2	19.7	0.425	0.477	0.173	0.194	
	Hotspot	QPSK	Mode B	5	Edge 1	21100	2535.0	1	49	20.2	19.8	0.342	0.375	0.129	0.141	
								50	24	20.2	19.7	0.350	0.393	0.132	0.148	
					Edge 2	21100	2535.0	1	49	20.2	19.8	0.030	0.033	0.015	0.016	
								50	24	20.2	19.7	0.030	0.034	0.016	0.018	
					Edge 4	21100	2535.0	1	49	20.2	19.8	0.574	0.629	0.248	0.272	
								50	24	20.2	19.7	0.585	0.656	0.253	0.284	

This report shall not be reproduced without the written approval of UL Verification Services Inc.

Antenna	RF Exposure Conditions	Mode	Power Mode	Dist. (mm)	Test Position	Ch #.	Freq. (MHz)	RB Allocation	RB offset	Power (dBm)		1-g SAR (W/kg)		10-g SAR (W/kg)		Plot No.
										Tune-up Limit	Meas.	Meas.	Scaled	Meas.	Scaled	
ANT3	Head	QPSK	Mode A	0	Left Touch	21100	2535.0	1	49	23.8	23.1	0.304	0.357	0.170	0.200	
								50	24	23.8	23.0	0.311	0.374	0.175	0.210	48
					Left Tilt	21100	2535.0	1	49	23.8	23.1	0.152	0.179	0.082	0.096	
								50	24	23.8	23.0	0.156	0.188	0.084	0.101	
					Right Touch	21100	2535.0	1	49	23.8	23.1	0.202	0.237	0.116	0.136	
								50	24	23.8	23.0	0.207	0.249	0.120	0.144	
					Right Tilt	21100	2535.0	1	49	23.8	23.1	0.198	0.233	0.107	0.126	
								50	24	23.8	23.0	0.201	0.242	0.109	0.131	
	Body & Hotspot	QPSK	Mode B	5	Rear	21100	2535.0	1	49	19.2	18.4	0.628	0.755	0.307	0.369	
								50	24	19.2	18.2	0.635	0.799	0.319	0.402	49
					Front	21100	2535.0	1	49	19.2	18.4	0.391	0.470	0.198	0.238	
								50	24	19.2	18.2	0.396	0.499	0.202	0.254	
	Hotspot	QPSK	Mode B	5	Edge 3	21100	2535.0	1	49	19.2	18.4	0.145	0.174	0.058	0.070	
								50	24	19.2	18.2	0.148	0.186	0.060	0.076	
					Edge 4	20850	2510.0	1	49	19.2	18.2	0.702	0.884	0.315	0.397	
								50	24	19.2	18.1	0.668	0.861	0.301	0.388	
						21100	2535.0	1	49	19.2	18.4	0.673	0.809	0.306	0.368	
								50	24	19.2	18.2	0.693	0.872	0.313	0.394	
								100	0	19.2	18.3	0.751	0.924	0.334	0.411	50
						21350	2560.0	1	49	19.2	18.3	0.710	0.873	0.322	0.396	
								50	24	19.2	18.2	0.731	0.920	0.331	0.417	

Antenna	RF Exposure Conditions	Mode	Power Mode	Dist. (mm)	Test Position	Ch #.	Freq. (MHz)	RB Allocation	RB offset	Power (dBm)		1-g SAR (W/kg)		10-g SAR (W/kg)		Plot No.
										Tune-up Limit	Meas.	Meas.	Scaled	Meas.	Scaled	
ANT4	Head	QPSK	Mode A	0	Left Touch	20850	2510.0	1	49	17.8	17.3	0.673	0.755	0.335	0.376	
								50	24	17.8	17.2	0.674	0.774	0.336	0.386	
						21100	2535.0	1	49	17.8	17.3	0.725	0.813	0.356	0.399	
								50	24	17.8	17.2	0.735	0.844	0.359	0.412	
								100	0	17.8	17.1	0.728	0.855	0.356	0.418	
						21350	2560.0	1	49	17.8	17.3	0.791	0.888	0.373	0.419	
								50	24	17.8	17.2	0.801	0.920	0.375	0.431	51
					Left Tilt	21100	2535.0	1	49	17.8	17.3	0.356	0.399	0.179	0.201	
								50	24	17.8	17.2	0.367	0.421	0.184	0.211	
					Right Touch	21100	2535.0	1	49	17.8	17.3	0.253	0.284	0.138	0.155	
								50	24	17.8	17.2	0.257	0.295	0.140	0.161	
					Right Tilt	21100	2535.0	1	49	17.8	17.3	0.119	0.134	0.063	0.071	
								50	24	17.8	17.2	0.122	0.140	0.065	0.075	
	Body & Hotspot	QPSK	Mode B	5	Rear	21100	2535.0	1	49	17.6	16.6	0.443	0.558	0.230	0.290	
								50	24	17.6	16.6	0.453	0.570	0.233	0.293	52
					Front	21100	2535.0	1	49	17.6	16.6	0.219	0.276	0.106	0.133	
								50	24	17.6	16.6	0.242	0.305	0.116	0.146	
	Hotspot	QPSK	Mode B	5	Edge 1	21100	2535.0	1	49	17.6	16.6	0.089	0.112	0.033	0.042	
								50	24	17.6	16.6	0.082	0.103	0.032	0.040	
					Edge 2	20850	2510.0	1	49	17.6	16.6	0.715	0.900	0.304	0.383	
								50	24	17.6	16.6	0.732	0.922	0.311	0.392	53
						21100	2535.0	1	49	17.6	16.6	0.645	0.812	0.272	0.342	
								50	24	17.6	16.6	0.663	0.835	0.279	0.351	
								100	0	17.6	16.5	0.659	0.849	0.279	0.359	
						21350	2560.0	1	49	17.6	16.6	0.720	0.906	0.297	0.374	
								50	24	17.6	16.6	0.732	0.922	0.301	0.379	

This report shall not be reproduced without the written approval of UL Verification Services Inc.

UL CA 7C

Antenna	RF Exposure Conditions	Mode	Power Mode	Dist. (mm)	Test Position	PCC UL				SCC UL				Power (dBm)		1-g SAR (W/kg)		10-g SAR (W/kg)		Plot No.
						Ch #.	Freq. (MHz)	RB Allocation	RB offest	Ch #.	Freq. (MHz)	RB Allocation	RB offest	Tune-up limit	Meas.	Meas.	Scaled	Meas.	Scaled	
ANT 1	Head	QPSK	Mode A	0	Right Touch	21001	2525.1	1	99	21199	2544.9	1	0	25.70	24.50	0.241	0.318	0.125	0.165	
	Body	QPSK	Mode B	5	Rear	21001	2525.1	1	99	21199	2544.9	1	0	20.00	18.80	0.324	0.427	0.140	0.185	
	Hotspot	QPSK	Mode B	5	Edge 2	20850	2510.0	1	99	21048	2529.8	1	0	20.00	18.70	0.468	0.631	0.191	0.258	
Antenna	RF Exposure Conditions	Mode	Power Mode	Dist. (mm)	Test Position	PCC UL				SCC UL				Power (dBm)		1-g SAR (W/kg)		10-g SAR (W/kg)		Plot No.
						Ch #.	Freq. (MHz)	RB Allocation	RB offest	Ch #.	Freq. (MHz)	RB Allocation	RB offest	Tune-up limit	Meas.	Meas.	Scaled	Meas.	Scaled	
ANT 2	Head	QPSK	Mode A	0	Right Touch	21152	2540.2	1	99	21350	2560.0	1	0	18.90	17.80	0.459	0.591	0.177	0.228	
	Body	QPSK	Mode B	5	Rear	21152	2540.2	1	99	21350	2560.0	1	0	20.20	19.20	0.499	0.628	0.200	0.252	
	Hotspot	QPSK	Mode B	5	Rear	21152	2540.2	1	99	21350	2560.0	1	0	20.20	19.20	0.499	0.628	0.200	0.252	
Antenna	RF Exposure Conditions	Mode	Power Mode	Dist. (mm)	Test Position	PCC UL				SCC UL				Power (dBm)		1-g SAR (W/kg)		10-g SAR (W/kg)		Plot No.
						Ch #.	Freq. (MHz)	RB Allocation	RB offest	Ch #.	Freq. (MHz)	RB Allocation	RB offest	Tune-up limit	Meas.	Meas.	Scaled	Meas.	Scaled	
ANT 3	Head	QPSK	Mode A	0	Left Touch	21001	2525.1	1	99	21199	2544.9	1	0	23.80	23.00	0.168	0.202	0.092	0.111	
	Body	QPSK	Mode B	5	Rear	21001	2525.1	1	99	21199	2544.9	1	0	19.20	18.20	0.391	0.492	0.195	0.245	
	Hotspot	QPSK	Mode B	5	Edge 4	21001	2525.1	1	99	21199	2544.9	1	0	19.20	18.20	0.457	0.575	0.204	0.257	
Antenna	RF Exposure Conditions	Mode	Power Mode	Dist. (mm)	Test Position	PCC UL				SCC UL				Power (dBm)		1-g SAR (W/kg)		10-g SAR (W/kg)		Plot No.
						Ch #.	Freq. (MHz)	RB Allocation	RB offest	Ch #.	Freq. (MHz)	RB Allocation	RB offest	Tune-up limit	Meas.	Meas.	Scaled	Meas.	Scaled	
ANT 4	Head	QPSK	Mode A	0	Left Touch	21152	2540.2	1	99	21350	2560.0	1	0	17.80	17.50	0.368	0.394	0.165	0.177	
	Body	QPSK	Mode B	5	Rear	21001	2525.1	1	99	21199	2544.9	1	0	17.60	16.00	0.203	0.293	0.099	0.144	
	Hotspot	QPSK	Mode B	5	Edge 2	20850	2510.0	1	99	21048	2529.8	1	0	17.60	16.00	0.418	0.604	0.173	0.250	

Note(s):

PCC RB allocation setting for UL CA has been adjusted based on the worst-case power.

This report shall not be reproduced without the written approval of UL Verification Services Inc.

10.8. LTE Band 12 (10MHz Bandwidth)

Antenna	RF Exposure Conditions	Mode	Power Mode	Dist. (mm)	Test Position	Ch #.	Freq. (MHz)	RB Allocation	RB offset	Power (dBm)		1-g SAR (W/kg)		10-g SAR (W/kg)		Plot No.
										Tune-up Limit	Meas.	Meas.	Scaled	Meas.	Scaled	
ANT1	Head	QPSK	Mode A	0	Left Touch	23095	707.5	1	25	25.7	25.2	0.128	0.144	0.102	0.114	
								25	12	24.7	24.0	0.103	0.121	0.081	0.095	
					Left Tilt	23095	707.5	1	25	25.7	25.2	0.063	0.071	0.050	0.056	
								25	12	24.7	24.0	0.049	0.058	0.039	0.046	
					Right Touch	23095	707.5	1	25	25.7	25.2	0.149	0.167	0.116	0.130	54
								25	12	24.7	24.0	0.124	0.146	0.097	0.114	
					Right Tilt	23095	707.5	1	25	25.7	25.2	0.072	0.081	0.059	0.066	
								25	12	24.7	24.0	0.060	0.070	0.048	0.057	
	Body & Hotspot	QPSK	Mode B	5	Rear	23095	707.5	1	25	24.9	24.2	0.704	0.827	0.370	0.435	
								25	12	24.7	24.0	0.697	0.819	0.354	0.416	
								50	0	24.7	24.1	0.772	0.886	0.388	0.445	55
					Front	23095	707.5	1	25	24.9	24.2	0.218	0.256	0.124	0.146	
								25	12	24.7	24.0	0.209	0.246	0.119	0.140	
	Hotspot	QPSK	Mode B	5	Edge 2	23095	707.5	1	25	24.9	24.2	0.389	0.457	0.217	0.255	
								25	12	24.7	24.0	0.378	0.444	0.211	0.248	
					Edge 3	23095	707.5	1	25	24.9	24.2	0.277	0.325	0.125	0.147	
								25	12	24.7	24.0	0.256	0.301	0.116	0.136	
					Edge 4	23095	707.5	1	25	24.9	24.2	0.147	0.173	0.094	0.110	
								25	12	24.7	24.0	0.138	0.162	0.088	0.103	

Antenna	RF Exposure Conditions	Mode	Power Mode	Dist. (mm)	Test Position	Ch #.	Freq. (MHz)	RB Allocation	RB offset	Power (dBm)		1-g SAR (W/kg)		10-g SAR (W/kg)		Plot No.
										Tune-up Limit	Meas.	Meas.	Scaled	Meas.	Scaled	
ANT2	Head	QPSK	Mode A	0	Left Touch	23095	707.5	1	25	23.5	22.9	0.685	0.786	0.365	0.419	
								25	12	23.5	22.9	0.694	0.797	0.369	0.424	
					Left Tilt	23095	707.5	1	25	23.5	22.9	0.470	0.540	0.247	0.284	
								25	12	23.5	22.9	0.476	0.547	0.251	0.288	
					Right Touch	23095	707.5	1	25	23.5	22.9	0.714	0.820	0.429	0.493	
								25	12	23.5	22.9	0.675	0.775	0.399	0.458	
					Right Tilt	23095	707.5	1	25	23.5	22.9	0.771	0.885	0.353	0.405	56
								25	12	23.5	22.9	0.715	0.821	0.343	0.394	
								50	0	23.5	22.8	0.476	0.559	0.255	0.300	
	Body & Hotspot	QPSK	Mode B	5	Rear	23095	707.5	1	25	24.7	24.0	0.611	0.718	0.354	0.416	57
								25	12	23.7	23.0	0.541	0.636	0.304	0.357	
					Front	23095	707.5	1	25	24.7	24.0	0.226	0.266	0.153	0.180	
								25	12	23.7	23.0	0.171	0.201	0.115	0.135	
	Hotspot	QPSK	Mode B	5	Edge 1	23095	707.5	1	25	24.7	24.0	0.123	0.145	0.060	0.070	
								25	12	23.7	23.0	0.094	0.110	0.046	0.054	
					Edge 2	23095	707.5	1	25	24.7	24.0	0.203	0.239	0.131	0.154	
								25	12	23.7	23.0	0.172	0.202	0.110	0.129	
					Edge 4	23095	707.5	1	25	24.7	24.0	0.337	0.396	0.216	0.254	
								25	12	23.7	23.0	0.256	0.301	0.166	0.195	

This report shall not be reproduced without the written approval of UL Verification Services Inc.

10.9. LTE Band 13 (10MHz Bandwidth)

Antenna	RF Exposure Conditions	Mode	Power Mode	Dist. (mm)	Test Position	Ch #.	Freq. (MHz)	RB Allocation	RB offset	Power (dBm)		1-g SAR (W/kg)		10-g SAR (W/kg)		Plot No.
										Tune-up Limit	Meas.	Meas.	Scaled	Meas.	Scaled	
ANT1	Head	QPSK	Mode A	0	Left Touch	23230	782.0	1	25	25.7	25.2	0.108	0.122	0.085	0.096	
								25	12	24.7	24.2	0.085	0.096	0.066	0.074	
					Left Tilt	23230	782.0	1	25	25.7	25.2	0.071	0.080	0.056	0.063	
								25	12	24.7	24.2	0.059	0.066	0.048	0.054	
					Right Touch	23230	782.0	1	25	25.7	25.2	0.185	0.209	0.142	0.161	58
								25	12	24.7	24.2	0.140	0.157	0.108	0.121	
					Right Tilt	23230	782.0	1	25	25.7	25.2	0.076	0.086	0.062	0.070	
								25	12	24.7	24.2	0.059	0.066	0.048	0.054	
	Body & Hotspot	QPSK	Mode B	5	Rear	23230	782.0	1	25	24.1	23.5	0.716	0.822	0.370	0.425	
								25	12	24.1	23.5	0.727	0.835	0.372	0.427	
								50	0	24.1	23.4	0.734	0.862	0.374	0.439	59
					Front	23230	782.0	1	25	24.1	23.5	0.351	0.403	0.193	0.222	
								25	12	24.1	23.5	0.276	0.317	0.152	0.175	
	Hotspot	QPSK	Mode B	5	Edge 2	23230	782.0	1	25	24.1	23.5	0.415	0.476	0.222	0.255	
								25	12	24.1	23.5	0.444	0.510	0.232	0.266	
					Edge 3	23230	782.0	1	25	24.1	23.5	0.466	0.535	0.204	0.234	
								25	12	24.1	23.5	0.456	0.524	0.200	0.230	
					Edge 4	23230	782.0	1	25	24.1	23.5	0.246	0.282	0.156	0.179	
								25	12	24.1	23.5	0.207	0.238	0.131	0.150	

Antenna	RF Exposure Conditions	Mode	Power Mode	Dist. (mm)	Test Position	Ch #.	Freq. (MHz)	RB Allocation	RB offset	Power (dBm)		1-g SAR (W/kg)		10-g SAR (W/kg)		Plot No.
										Tune-up Limit	Meas.	Meas.	Scaled	Meas.	Scaled	
ANT2	Head	QPSK	Mode A	0	Left Touch	23230	782.0	1	25	22.8	22.0	0.617	0.742	0.361	0.434	
								25	12	22.8	21.9	0.616	0.758	0.362	0.445	
					Left Tilt	23230	782.0	1	25	22.8	22.0	0.584	0.702	0.280	0.337	
								25	12	22.8	21.9	0.574	0.706	0.273	0.336	
					Right Touch	23230	782.0	1	25	22.8	22.0	0.679	0.816	0.421	0.506	
								25	12	22.8	21.9	0.683	0.840	0.421	0.518	
								50	0	22.8	21.8	0.691	0.868	0.419	0.526	60
					Right Tilt	23230	782.0	1	25	22.8	22.0	0.506	0.608	0.265	0.319	
								25	12	22.8	21.9	0.508	0.625	0.264	0.325	
	Body & Hotspot	QPSK	Mode B	5	Rear	23230	782.0	1	25	24.7	24.0	0.706	0.833	0.427	0.504	61
								25	12	23.7	23.0	0.619	0.727	0.362	0.425	
					Front	23230	782.0	1	25	24.7	24.0	0.290	0.342	0.193	0.228	
								25	12	23.7	23.0	0.226	0.266	0.151	0.177	
	Hotspot	QPSK	Mode B	5	Edge 1	23230	782.0	1	25	24.7	24.0	0.267	0.315	0.134	0.158	
								25	12	23.7	23.0	0.202	0.237	0.101	0.119	
					Edge 2	23230	782.0	1	25	24.7	24.0	0.312	0.368	0.201	0.237	
								25	12	23.7	23.0	0.245	0.288	0.158	0.186	
					Edge 4	23230	782.0	1	25	24.7	24.0	0.325	0.384	0.211	0.249	
								25	12	23.7	23.0	0.254	0.298	0.165	0.194	

This report shall not be reproduced without the written approval of UL Verification Services Inc.

10.10. LTE Band 14 (10MHz Bandwidth)

Antenna	RF Exposure Conditions	Mode	Power Mode	Dist. (mm)	Test Position	Ch #.	Freq. (MHz)	RB Allocation	RB offset	Power (dBm)		1-g SAR (W/kg)		10-g SAR (W/kg)		Plot No.
										Tune-up Limit	Meas.	Meas.	Scaled	Meas.	Scaled	
ANT1	Head	QPSK	Mode A	0	Left Touch	23330	793.0	1	25	25.7	25.2	0.119	0.134	0.094	0.105	
								25	12	24.7	24.1	0.104	0.119	0.080	0.092	
					Left Tilt	23330	793.0	1	25	25.7	25.2	0.082	0.092	0.064	0.072	
								25	12	24.7	24.1	0.068	0.078	0.055	0.063	
					Right Touch	23330	793.0	1	25	25.7	25.2	0.158	0.177	0.122	0.137	62
								25	12	24.7	24.1	0.133	0.153	0.102	0.117	
					Right Tilt	23330	793.0	1	25	25.7	25.2	0.082	0.092	0.065	0.073	
								25	12	24.7	24.1	0.067	0.077	0.054	0.062	
	Body & Hotspot	QPSK	Mode B	5	Rear	23330	793.0	1	25	24.1	23.6	0.717	0.804	0.359	0.403	
								25	12	24.1	23.5	0.733	0.842	0.367	0.421	63
								50	0	24.1	23.5	0.702	0.810	0.356	0.411	
					Front	23330	793.0	1	25	24.1	23.6	0.274	0.307	0.149	0.167	
								25	12	24.1	23.5	0.281	0.323	0.152	0.175	
	Hotspot	QPSK	Mode B	5	Edge 2	23330	793.0	1	25	24.1	23.6	0.462	0.518	0.299	0.335	
								25	12	24.1	23.5	0.466	0.535	0.302	0.347	
					Edge 3	23330	793.0	1	25	24.1	23.6	0.383	0.430	0.170	0.191	
								25	12	24.1	23.5	0.390	0.448	0.172	0.197	
					Edge 4	23330	793.0	1	25	24.1	23.6	0.158	0.177	0.102	0.114	
								25	12	24.1	23.5	0.163	0.187	0.104	0.119	

Antenna	RF Exposure Conditions	Mode	Power Mode	Dist. (mm)	Test Position	Ch #.	Freq. (MHz)	RB Allocation	RB offset	Power (dBm)		1-g SAR (W/kg)		10-g SAR (W/kg)		Plot No.
										Tune-up Limit	Meas.	Meas.	Scaled	Meas.	Scaled	
ANT2	Head	QPSK	Mode A	0	Left Touch	23330	793.0	1	25	22.8	22.2	0.500	0.575	0.309	0.356	
								25	12	22.8	22.0	0.511	0.617	0.314	0.379	
					Left Tilt	23330	793.0	1	25	22.8	22.2	0.379	0.436	0.196	0.226	
								25	12	22.8	22.0	0.387	0.467	0.201	0.243	
					Right Touch	23330	793.0	1	25	22.8	22.2	0.714	0.822	0.444	0.511	
								25	12	22.8	22.0	0.732	0.884	0.452	0.546	
								50	0	22.8	21.9	0.723	0.889	0.446	0.549	64
					Right Tilt	23330	793.0	1	25	22.8	22.2	0.327	0.376	0.178	0.205	
								25	12	22.8	22.0	0.320	0.387	0.181	0.219	
	Body & Hotspot	QPSK	Mode B	5	Rear	23330	793.0	1	25	24.7	24.2	0.771	0.865	0.480	0.539	65
								25	12	23.7	23.1	0.618	0.710	0.387	0.444	
					Front	23330	793.0	1	25	24.7	24.2	0.290	0.325	0.195	0.219	
								25	12	23.7	23.1	0.228	0.262	0.151	0.173	
	Hotspot	QPSK	Mode B	5	Edge 1	23330	793.0	1	25	24.7	24.2	0.201	0.226	0.101	0.113	
								25	12	23.7	23.1	0.167	0.192	0.083	0.095	
					Edge 2	23330	793.0	1	25	24.7	24.2	0.210	0.236	0.135	0.151	
								25	12	23.7	23.1	0.168	0.193	0.109	0.125	
					Edge 4	23330	793.0	1	25	24.7	24.2	0.239	0.268	0.155	0.174	
								25	12	23.7	23.1	0.192	0.220	0.125	0.144	

This report shall not be reproduced without the written approval of UL Verification Services Inc.

10.11. LTE Band 25 (20MHz Bandwidth)

Antenna	RF Exposure Conditions	Mode	Power Mode	Dist. (mm)	Test Position	Ch #.	Freq. (MHz)	RB Allocation	RB offset	Power (dBm)		1-g SAR (W/kg)		10-g SAR (W/kg)		Plot No.
										Tune-up Limit	Meas.	Meas.	Scaled	Meas.	Scaled	
ANT1	Head	QPSK	Mode A	0	Left Touch	26365	1882.5	1	49	25.7	25.1	0.111	0.127	0.074	0.085	
								50	24	24.7	24.1	0.098	0.113	0.065	0.075	
					Left Tilt	26365	1882.5	1	49	25.7	25.1	0.095	0.109	0.060	0.069	
								50	24	24.7	24.1	0.079	0.091	0.049	0.056	
					Right Touch	26365	1882.5	1	49	25.7	25.1	0.297	0.341	0.191	0.219	66
								50	24	24.7	24.1	0.245	0.281	0.155	0.178	
					Right Tilt	26365	1882.5	1	49	25.7	25.1	0.080	0.092	0.051	0.059	
								50	24	24.7	24.1	0.065	0.075	0.042	0.048	
	Body & Hotspot	QPSK	Mode B	5	Rear	26140	1860.0	1	49	20.9	20.2	0.755	0.887	0.343	0.403	
								50	24	20.9	20.2	0.778	0.914	0.348	0.409	67
						26365	1882.5	1	49	20.9	20.2	0.722	0.848	0.328	0.385	
								50	24	20.9	20.2	0.722	0.848	0.328	0.385	
								100	0	20.9	20.2	0.750	0.881	0.337	0.396	
						26590	1905.0	1	49	20.9	20.2	0.685	0.805	0.300	0.352	
								50	24	20.9	20.2	0.695	0.817	0.304	0.357	
					Front	26365	1882.5	1	49	20.9	20.2	0.289	0.340	0.157	0.184	
								50	24	20.9	20.2	0.288	0.338	0.156	0.183	
	Hotspot	QPSK	Mode B	5	Edge 2	26365	1882.5	1	49	20.9	20.2	0.479	0.563	0.225	0.264	
								50	24	20.9	20.2	0.483	0.567	0.222	0.261	
					Edge 3	26365	1882.5	1	49	20.9	20.2	0.354	0.416	0.175	0.206	
								50	24	20.9	20.2	0.358	0.421	0.176	0.207	
					Edge 4	26365	1882.5	1	49	20.9	20.2	0.020	0.024	0.010	0.012	
								50	24	20.9	20.2	0.023	0.027	0.012	0.014	

Antenna	RF Exposure Conditions	Mode	Power Mode	Dist. (mm)	Test Position	Ch #.	Freq. (MHz)	RB Allocation	RB offset	Power (dBm)		1-g SAR (W/kg)		10-g SAR (W/kg)		Plot No.
										Tune-up Limit	Meas.	Meas.	Scaled	Meas.	Scaled	
ANT2	Head	QPSK	Mode A	0	Left Touch	26365	1882.5	1	49	20.6	20.4	0.268	0.281	0.169	0.177	
								50	24	20.6	20.4	0.268	0.281	0.169	0.177	
					Left Tilt	26365	1882.5	1	49	20.6	20.4	0.180	0.188	0.104	0.109	
								50	24	20.6	20.4	0.179	0.187	0.105	0.110	
					Right Touch	26140	1860.0	1	49	20.6	20.4	0.803	0.841	0.436	0.457	
								50	24	20.6	20.3	0.836	0.896	0.452	0.484	
						26365	1882.5	1	49	20.6	20.4	0.805	0.843	0.427	0.447	
								50	24	20.6	20.4	0.801	0.839	0.425	0.445	
								100	0	20.6	20.5	0.835	0.854	0.462	0.473	
						26590	1905.0	1	49	20.6	20.4	0.875	0.916	0.480	0.503	
								50	24	20.6	20.4	0.893	0.935	0.488	0.511	68
					Right Tilt	26365	1882.5	1	49	20.6	20.4	0.613	0.642	0.297	0.311	
								50	24	20.6	20.4	0.612	0.641	0.298	0.312	
	Body & Hotspot	QPSK	Mode B	5	Rear	26140	1860.0	1	49	20.7	20.4	0.692	0.741	0.322	0.345	
								50	24	20.7	20.3	0.714	0.783	0.324	0.355	
						26365	1882.5	1	49	20.7	20.4	0.840	0.900	0.316	0.339	
								50	24	20.7	20.4	0.843	0.903	0.316	0.339	
								100	0	20.7	20.5	0.888	0.930	0.316	0.331	69
						26590	1905.0	1	49	20.7	20.4	0.759	0.813	0.352	0.377	
								50	24	20.7	20.4	0.785	0.841	0.328	0.351	
					Front	26365	1882.5	1	49	20.7	20.4	0.378	0.405	0.203	0.218	
								50	24	20.7	20.4	0.376	0.403	0.200	0.214	
	Hotspot	QPSK	Mode B	5	Edge 1	26365	1882.5	1	49	20.7	20.4	0.446	0.478	0.181	0.194	
								50	24	20.7	20.4	0.442	0.474	0.180	0.193	
					Edge 2	26365	1882.5	1	49	20.7	20.4	0.017	0.018	0.009	0.009	
								50	24	20.7	20.4	0.018	0.019	0.009	0.009	
					Edge 4	26365	1882.5	1	49	20.7	20.4	0.658	0.705	0.355	0.380	
								50	24	20.7	20.4	0.656	0.703	0.331	0.355	

This report shall not be reproduced without the written approval of UL Verification Services Inc.

Antenna	RF Exposure Conditions	Mode	Power Mode	Dist. (mm)	Test Position	Ch #.	Freq. (MHz)	RB Allocation	RB offset	Power (dBm)		1-g SAR (W/kg)		10-g SAR (W/kg)		Plot No.
										Tune-up Limit	Meas.	Meas.	Scaled	Meas.	Scaled	
ANT3	Head	QPSK	Mode A	0	Left Touch	26365	1882.5	1	49	23.5	22.9	0.306	0.351	0.192	0.220	
								50	24	23.5	22.8	0.303	0.356	0.192	0.226	70
					Left Tilt	26365	1882.5	1	49	23.5	22.9	0.115	0.132	0.070	0.080	
								50	24	23.5	22.8	0.109	0.128	0.067	0.079	
					Right Touch	26365	1882.5	1	49	23.5	22.9	0.160	0.184	0.102	0.117	
								50	24	23.5	22.8	0.165	0.194	0.105	0.123	
					Right Tilt	26365	1882.5	1	49	23.5	22.9	0.117	0.134	0.072	0.083	
								50	24	23.5	22.8	0.130	0.153	0.078	0.092	
	Body & Hotspot	QPSK	Mode B	5	Rear	26365	1882.5	1	49	19.9	19.2	0.507	0.596	0.299	0.351	
								50	24	19.9	19.1	0.506	0.608	0.299	0.359	71
					Front	26365	1882.5	1	49	19.9	19.2	0.398	0.468	0.231	0.271	
								50	24	19.9	19.1	0.398	0.479	0.230	0.277	
	Hotspot	QPSK	Mode B	5	Edge 3	26365	1882.5	1	49	19.9	19.2	0.254	0.298	0.133	0.156	
								50	24	19.9	19.1	0.259	0.311	0.135	0.162	
					Edge 4	26140	1860.0	1	49	19.9	19.1	0.746	0.897	0.388	0.466	
								50	24	19.9	19.1	0.782	0.940	0.390	0.469	72
						26365	1882.5	1	49	19.9	19.2	0.757	0.889	0.386	0.454	
								50	24	19.9	19.1	0.754	0.907	0.384	0.462	
								100	0	19.9	19.1	0.741	0.891	0.376	0.452	
						26590	1905.0	1	49	19.9	19.2	0.764	0.898	0.390	0.458	
								50	24	19.9	19.1	0.730	0.878	0.378	0.454	

Antenna	RF Exposure Conditions	Mode	Power Mode	Dist. (mm)	Test Position	Ch #.	Freq. (MHz)	RB Allocation	RB offset	Power (dBm)		1-g SAR (W/kg)		10-g SAR (W/kg)		Plot No.
										Tune-up Limit	Meas.	Meas.	Scaled	Meas.	Scaled	
ANT4	Head	QPSK	Mode A	0	Left Touch	26140	1860.0	1	49	19.4	18.8	0.718	0.824	0.382	0.439	
								50	24	19.4	18.6	0.749	0.900	0.392	0.471	73
						26365	1882.5	1	49	19.4	18.8	0.724	0.831	0.382	0.439	
								50	24	19.4	18.6	0.729	0.876	0.387	0.465	
								100	0	19.4	18.5	0.720	0.886	0.384	0.472	
						26590	1905.0	1	49	19.4	18.7	0.678	0.797	0.361	0.424	
								50	24	19.4	18.6	0.708	0.851	0.373	0.448	
					Left Tilt	26365	1882.5	1	49	19.4	18.8	0.401	0.460	0.200	0.230	
								50	24	19.4	18.6	0.404	0.486	0.202	0.243	
					Right Touch	26365	1882.5	1	49	19.4	18.8	0.192	0.220	0.113	0.130	
								50	24	19.4	18.6	0.194	0.233	0.110	0.132	
					Right Tilt	26365	1882.5	1	49	19.4	18.8	0.160	0.184	0.092	0.106	
								50	24	19.4	18.6	0.185	0.222	0.106	0.127	
	Body & Hotspot	QPSK	Mode B	5	Rear	26365	1882.5	1	49	20.2	19.6	0.669	0.768	0.362	0.416	
								50	24	20.2	19.6	0.685	0.786	0.369	0.424	74
					Front	26365	1882.5	1	49	20.2	19.6	0.294	0.338	0.165	0.189	
								50	24	20.2	19.6	0.299	0.343	0.168	0.193	
	Hotspot	QPSK	Mode B	5	Edge 1	26365	1882.5	1	49	20.2	19.6	0.182	0.209	0.079	0.091	
								50	24	20.2	19.6	0.183	0.210	0.081	0.093	
					Edge 2	26140	1860.0	1	49	20.2	19.5	0.726	0.853	0.351	0.412	
								50	24	20.2	19.4	0.741	0.891	0.360	0.433	
						26365	1882.5	1	49	20.2	19.6	0.733	0.842	0.357	0.410	
								50	24	20.2	19.6	0.747	0.858	0.362	0.416	
								100	0	20.2	19.3	0.742	0.913	0.361	0.444	75
						26590	1905.0	1	49	20.2	19.4	0.703	0.845	0.342	0.411	
								50	24	20.2	19.3	0.723	0.889	0.350	0.431	

This report shall not be reproduced without the written approval of UL Verification Services Inc.

10.12. LTE Band 26 (10MHz Bandwidth)

Antenna	RF Exposure Conditions	Mode	Power Mode	Dist. (mm)	Test Position	Ch #.	Freq. (MHz)	RB Allocation	RB offset	Power (dBm)		1-g SAR (W/kg)		10-g SAR (W/kg)		Plot No.
										Tune-up Limit	Meas.	Meas.	Scaled	Meas.	Scaled	
ANT1	Head	QPSK	Mode A	0	Left Touch	26865	831.5	1	25	25.7	25.3	0.161	0.177	0.122	0.134	
								25	12	24.7	24.3	0.131	0.144	0.099	0.109	
					Left Tilt	26865	831.5	1	25	25.7	25.3	0.092	0.101	0.071	0.078	
								25	12	24.7	24.3	0.070	0.077	0.054	0.059	
					Right Touch	26865	831.5	1	25	25.7	25.3	0.207	0.227	0.157	0.172	76
								25	12	24.7	24.3	0.167	0.183	0.126	0.138	
					Right Tilt	26865	831.5	1	25	25.7	25.3	0.100	0.110	0.077	0.084	
								25	12	24.7	24.3	0.083	0.091	0.064	0.070	
	Body & Hotspot	QPSK	Mode B	5	Rear	26865	831.5	1	25	24.2	23.9	0.692	0.741	0.383	0.410	
								25	12	24.2	23.8	0.686	0.752	0.380	0.417	77
					Front	26865	831.5	1	25	24.2	23.9	0.289	0.310	0.162	0.174	
								25	12	24.2	23.8	0.290	0.318	0.162	0.178	
	Hotspot	QPSK	Mode B	5	Edge 2	26865	831.5	1	25	24.2	23.9	0.345	0.370	0.167	0.179	
								25	12	24.2	23.8	0.352	0.386	0.171	0.187	
					Edge 3	26865	831.5	1	25	24.2	23.9	0.392	0.420	0.175	0.188	
								25	12	24.2	23.8	0.398	0.436	0.177	0.194	
					Edge 4	26865	831.5	1	25	24.2	23.9	0.120	0.129	0.077	0.083	
								25	12	24.2	23.8	0.122	0.134	0.078	0.086	

Antenna	RF Exposure Conditions	Mode	Power Mode	Dist. (mm)	Test Position	Ch #.	Freq. (MHz)	RB Allocation	RB offset	Power (dBm)		1-g SAR (W/kg)		10-g SAR (W/kg)		Plot No.
										Tune-up Limit	Meas.	Meas.	Scaled	Meas.	Scaled	
ANT2	Head	QPSK	Mode A	0	Left Touch	26865	831.5	1	25	23.0	22.4	0.512	0.588	0.363	0.417	
								25	12	23.0	22.4	0.514	0.590	0.365	0.419	
					Left Tilt	26865	831.5	1	25	23.0	22.4	0.338	0.388	0.210	0.241	
								25	12	23.0	22.4	0.341	0.392	0.211	0.242	
					Right Touch	26740	819.0	1	25	23.0	22.3	0.779	0.915	0.484	0.569	
								25	12	23.0	22.4	0.822	0.944	0.503	0.578	78
						26865	831.5	1	25	23.0	22.4	0.712	0.817	0.437	0.502	
								25	12	23.0	22.4	0.721	0.828	0.442	0.507	
								50	0	23.0	22.1	0.672	0.827	0.414	0.509	
						26990	844.0	1	25	23.0	22.2	0.689	0.823	0.435	0.519	
								25	12	23.0	22.1	0.706	0.869	0.445	0.547	
					Right Tilt	26865	831.5	1	25	23.0	22.4	0.416	0.478	0.230	0.264	
								25	12	23.0	22.4	0.426	0.489	0.233	0.268	
	Body & Hotspot	QPSK	Mode B	5	Rear	26740	819.0	1	25	24.5	23.6	0.707	0.870	0.445	0.547	
						26865	831.5	1	25	24.5	23.8	0.748	0.879	0.469	0.551	79
								25	12	23.7	23.0	0.672	0.790	0.425	0.499	
						26990	844.0	1	25	24.5	23.6	0.707	0.870	0.446	0.549	
					Front	26865	831.5	1	25	24.5	23.8	0.402	0.472	0.265	0.311	
								25	12	23.7	23.0	0.334	0.392	0.220	0.258	
	Hotspot	QPSK	Mode B	5	Edge 1	26865	831.5	1	25	24.5	23.8	0.237	0.278	0.128	0.150	
								25	12	23.7	23.0	0.198	0.233	0.107	0.126	
					Edge 2	26865	831.5	1	25	24.5	23.8	0.231	0.271	0.150	0.176	
								25	12	23.7	23.0	0.193	0.227	0.125	0.147	
					Edge 4	26865	831.5	1	25	24.5	23.8	0.222	0.261	0.146	0.172	
								25	12	23.7	23.0	0.185	0.217	0.121	0.142	

This report shall not be reproduced without the written approval of UL Verification Services Inc.

10.13. LTE Band 30 (10MHz Bandwidth)

Antenna	RF Exposure Conditions	Mode	Power Mode	Dist. (mm)	Test Position	Ch #.	Freq. (MHz)	RB Allocation	RB offset	Power (dBm)		1-g SAR (W/kg)		10-g SAR (W/kg)		Plot No.
										Tune-up Limit	Meas.	Meas.	Scaled	Meas.	Scaled	
ANT1	Head	QPSK	Mode A	0	Left Touch	27710	2310.0	1	25	25.2	25.2	0.139	0.139	0.081	0.081	
								25	12	24.7	24.3	0.133	0.146	0.079	0.087	
					Left Tilt	27710	2310.0	1	25	25.2	25.2	0.192	0.192	0.107	0.107	
								25	12	24.7	24.3	0.152	0.167	0.084	0.092	
					Right Touch	27710	2310.0	1	25	25.2	25.2	0.330	0.330	0.183	0.183	80
								25	12	24.7	24.3	0.267	0.293	0.146	0.160	
					Right Tilt	27710	2310.0	1	25	25.2	25.2	0.145	0.145	0.080	0.080	
								25	12	24.7	24.3	0.115	0.126	0.063	0.070	
	Body & Hotspot	QPSK	Mode B	5	Rear	27710	2310.0	1	25	20.0	19.4	0.508	0.583	0.221	0.254	
								25	12	20.0	19.4	0.517	0.594	0.225	0.258	81
					Front	27710	2310.0	1	25	20.0	19.4	0.338	0.388	0.160	0.184	
								25	12	20.0	19.4	0.323	0.371	0.153	0.176	
	Hotspot	QPSK	Mode B	5	Edge 2	27710	2310.0	1	25	20.0	19.4	0.754	0.866	0.322	0.370	
								25	12	20.0	19.4	0.760	0.873	0.324	0.372	
								50	0	20.0	19.4	0.777	0.892	0.331	0.380	82
					Edge 3	27710	2310.0	1	25	20.0	19.4	0.188	0.216	0.081	0.093	
								25	12	20.0	19.4	0.189	0.217	0.081	0.093	
					Edge 4	27710	2310.0	1	25	20.0	19.4	0.035	0.040	0.018	0.021	
								25	12	20.0	19.4	0.035	0.040	0.018	0.021	

Antenna	RF Exposure Conditions	Mode	Power Mode	Dist. (mm)	Test Position	Ch #.	Freq. (MHz)	RB Allocation	RB offset	Power (dBm)		1-g SAR (W/kg)		10-g SAR (W/kg)		Plot No.
										Tune-up Limit	Meas.	Meas.	Scaled	Meas.	Scaled	
ANT2	Head	QPSK	Mode A	0	Left Touch	27710	2310.0	1	25	17.0	16.4	0.511	0.592	0.207	0.240	
								25	12	17.0	16.4	0.512	0.595	0.208	0.242	
					Left Tilt	27710	2310.0	1	25	17.0	16.4	0.545	0.632	0.215	0.249	
								25	12	17.0	16.4	0.555	0.645	0.219	0.254	
					Right Touch	27710	2310.0	1	25	17.0	16.4	0.729	0.845	0.298	0.345	
								25	12	17.0	16.4	0.733	0.851	0.300	0.348	
								50	0	17.0	16.2	0.716	0.853	0.293	0.349	83
					Right Tilt	27710	2310.0	1	25	17.0	16.4	0.636	0.737	0.242	0.280	
								25	12	17.0	16.4	0.638	0.741	0.243	0.282	
	Body & Hotspot	QPSK	Mode B	5	Rear	27710	2310.0	1	25	18.6	18.0	0.725	0.834	0.291	0.335	
								25	12	18.6	18.0	0.729	0.845	0.296	0.343	
								50	0	18.6	17.9	0.744	0.884	0.298	0.354	84
					Front	27710	2310.0	1	25	18.6	18.0	0.430	0.495	0.177	0.204	
								25	12	18.6	18.0	0.540	0.626	0.218	0.253	
	Hotspot	QPSK	Mode B	5	Edge 1	27710	2310.0	1	25	18.6	18.0	0.557	0.641	0.205	0.236	
								25	12	18.6	18.0	0.564	0.654	0.210	0.243	
					Edge 2	27710	2310.0	1	25	18.6	18.0	0.024	0.028	0.012	0.013	
								25	12	18.6	18.0	0.025	0.029	0.012	0.014	
					Edge 4	27710	2310.0	1	25	18.6	18.0	0.546	0.628	0.255	0.293	
								25	12	18.6	18.0	0.553	0.641	0.259	0.300	

Antenna	RF Exposure Conditions	Mode	Power Mode	Dist. (mm)	Test Position	Ch #.	Freq. (MHz)	RB Allocation	RB offset	Power (dBm)		1-g SAR (W/kg)		10-g SAR (W/kg)		Plot No.
										Tune-up Limit	Meas.	Meas.	Scaled	Meas.	Scaled	
ANT3	Head	QPSK	Mode A	0	Left Touch	27710	2310.0	1	25	23.6	22.9	0.417	0.492	0.223	0.263	
								25	12	23.6	22.7	0.420	0.517	0.223	0.274	85
					Left Tilt	27710	2310.0	1	25	23.6	22.9	0.155	0.183	0.087	0.103	
								25	12	23.6	22.7	0.175	0.215	0.098	0.120	
					Right Touch	27710	2310.0	1	25	23.6	22.9	0.179	0.211	0.104	0.123	
								25	12	23.6	22.7	0.179	0.220	0.105	0.129	
					Right Tilt	27710	2310.0	1	25	23.6	22.9	0.258	0.305	0.137	0.162	
								25	12	23.6	22.7	0.257	0.316	0.137	0.169	
	Body & Hotspot	QPSK	Mode B	5	Rear	27710	2310.0	1	25	19.9	19.1	0.661	0.795	0.367	0.441	
								25	12	19.9	19.0	0.651	0.801	0.362	0.445	86
					Front	27710	2310.0	1	25	19.9	19.1	0.554	0.666	0.270	0.325	
								25	12	19.9	19.0	0.468	0.576	0.231	0.284	
	Hotspot	QPSK	Mode B	5	Edge 3	27710	2310.0	1	25	19.9	19.1	0.143	0.172	0.072	0.087	
								25	12	19.9	19.0	0.145	0.178	0.074	0.091	
					Edge 4	27710	2310.0	1	25	19.9	19.1	0.729	0.876	0.336	0.404	
								25	12	19.9	19.0	0.739	0.909	0.339	0.417	87
								50	0	19.9	18.9	0.712	0.896	0.329	0.414	

This report shall not be reproduced without the written approval of UL Verification Services Inc.

Antenna	RF Exposure Conditions	Mode	Power Mode	Dist. (mm)	Test Position	Ch #.	Freq. (MHz)	RB Allocation	RB offset	Power (dBm)		1-g SAR (W/kg)		10-g SAR (W/kg)		Plot No.
										Tune-up Limit	Meas.	Meas.	Scaled	Meas.	Scaled	
ANT4	Head	QPSK	Mode A	0	Left Touch	27710	2310.0	1	25	20.3	19.6	0.719	0.845	0.371	0.436	
								25	12	20.3	19.5	0.712	0.856	0.369	0.444	
								50	0	20.3	19.3	0.709	0.893	0.367	0.462	88
					Left Tilt	27710	2310.0	1	25	20.3	19.6	0.433	0.509	0.207	0.243	
								25	12	20.3	19.5	0.436	0.524	0.208	0.250	
					Right Touch	27710	2310.0	1	25	20.3	19.6	0.209	0.246	0.115	0.135	
								25	12	20.3	19.5	0.216	0.260	0.121	0.145	
					Right Tilt	27710	2310.0	1	25	20.3	19.6	0.195	0.229	0.094	0.110	
								25	12	20.3	19.5	0.203	0.244	0.097	0.117	
	Body & Hotspot	QPSK	Mode B	5	Rear	27710	2310.0	1	25	19.9	19.2	0.780	0.919	0.418	0.492	
								25	12	19.9	19.1	0.750	0.902	0.403	0.485	
								50	0	19.9	19.1	0.782	0.940	0.427	0.513	89
					Front	27710	2310.0	1	25	19.9	19.2	0.306	0.360	0.163	0.192	
								25	12	19.9	19.1	0.301	0.362	0.160	0.192	
	Hotspot	QPSK	Mode B	5	Edge 1	27710	2310.0	1	25	19.9	19.2	0.144	0.170	0.056	0.066	
								25	12	19.9	19.1	0.141	0.170	0.056	0.067	
					Edge 2	27710	2310.0	1	25	19.9	19.2	0.731	0.861	0.328	0.386	
								25	12	19.9	19.1	0.742	0.892	0.334	0.402	
								50	0	19.9	19.1	0.779	0.937	0.341	0.410	

This report shall not be reproduced without the written approval of UL Verification Services Inc.

10.14. LTE Band 41 Power Class 3 (20MHz Bandwidth)

Antenna	RF Exposure Conditions	Mode	Power Mode	Dist. (mm)	Test Position	Ch #.	Freq. (MHz)	RB Allocation	RB offset	Power (dBm)		1-g SAR (W/kg)		10-g SAR (W/kg)		Plot No.
										Tune-up Limit	Meas.	Meas.	Scaled	Meas.	Scaled	
ANT1	Head	QPSK	Mode A	0	Left Touch	40620	2593.0	1	49	25.7	25.2	0.060	0.068	0.032	0.036	
								50	24	24.7	24.2	0.049	0.055	0.025	0.028	
					Left Tilt	40620	2593.0	1	49	25.7	25.2	0.083	0.093	0.040	0.044	
								50	24	24.7	24.2	0.066	0.074	0.031	0.035	
					Right Touch	40620	2593.0	1	49	25.7	25.2	0.145	0.163	0.074	0.083	90
								50	24	24.7	24.2	0.113	0.127	0.058	0.065	
					Right Tilt	40620	2593.0	1	49	25.7	25.2	0.046	0.051	0.025	0.028	
								50	24	24.7	24.2	0.035	0.039	0.018	0.020	
	Body & Hotspot	QPSK	Mode B	5	Rear	40620	2593.0	1	49	22.0	21.5	0.489	0.549	0.208	0.233	
								50	24	22.0	21.6	0.504	0.553	0.213	0.234	91
					Front	40620	2593.0	1	49	22.0	21.5	0.287	0.322	0.121	0.136	
								50	24	22.0	21.6	0.292	0.320	0.123	0.135	
	Hotspot	QPSK	Mode B	5	Edge 2	39750	2506.0	1	49	22.0	21.6	0.860	0.943	0.353	0.387	
								50	24	22.0	21.6	0.871	0.946	0.359	0.390	92
						40185	2549.5	1	49	22.0	21.5	0.791	0.888	0.321	0.360	
								50	24	22.0	21.5	0.793	0.890	0.321	0.360	
						40620	2593.0	1	49	22.0	21.5	0.714	0.801	0.286	0.321	
								50	24	22.0	21.6	0.732	0.803	0.293	0.321	
								100	0	22.0	21.6	0.728	0.798	0.289	0.317	
						41055	2636.5	1	49	22.0	21.3	0.664	0.780	0.265	0.311	
								50	24	22.0	21.3	0.679	0.798	0.269	0.316	
						41490	2680.0	1	49	22.0	21.2	0.564	0.678	0.221	0.266	
								50	24	22.0	21.1	0.579	0.712	0.225	0.277	
					Edge 3	40620	2593.0	1	49	22.0	21.5	0.274	0.307	0.110	0.123	
								50	24	22.0	21.6	0.278	0.305	0.112	0.123	
					Edge 4	40620	2593.0	1	49	22.0	21.5	0.031	0.035	0.015	0.017	
								50	24	22.0	21.6	0.031	0.034	0.015	0.016	

Antenna	RF Exposure Conditions	Mode	Power Mode	Dist. (mm)	Test Position	Ch #.	Freq. (MHz)	RB Allocation	RB offset	Power (dBm)		1-g SAR (W/kg)		10-g SAR (W/kg)		Plot No.
										Tune-up Limit	Meas.	Meas.	Scaled	Meas.	Scaled	
ANT2	Head	QPSK	Mode A	0	Left Touch	40620	2593.0	1	49	21.0	20.4	0.401	0.460	0.154	0.177	
								50	24	21.0	20.4	0.409	0.470	0.159	0.183	
					Left Tilt	40620	2593.0	1	49	21.0	20.4	0.453	0.520	0.169	0.194	
								50	24	21.0	20.4	0.459	0.527	0.171	0.196	
					Right Touch	39750	2506.0	1	49	21.0	20.4	0.610	0.700	0.243	0.279	
								50	24	21.0	20.4	0.626	0.719	0.249	0.286	
						40185	2549.5	1	49	21.0	20.4	0.700	0.804	0.286	0.328	
								50	24	21.0	20.4	0.705	0.809	0.287	0.330	
						40620	2593.0	1	49	21.0	20.4	0.735	0.844	0.304	0.349	
								50	24	21.0	20.4	0.749	0.860	0.311	0.357	
								100	0	21.0	20.4	0.752	0.863	0.312	0.358	93
						41055	2636.5	1	49	21.0	20.4	0.718	0.824	0.305	0.350	
								50	24	21.0	20.4	0.731	0.839	0.311	0.357	
						41490	2680.0	1	49	21.0	20.4	0.580	0.666	0.239	0.274	
								50	24	21.0	20.4	0.592	0.680	0.243	0.279	
					Right Tilt	40620	2593.0	1	49	21.0	20.4	0.539	0.619	0.214	0.246	
								50	24	21.0	20.4	0.547	0.628	0.217	0.249	
	Body & Hotspot	QPSK	Mode B	5	Rear	39750	2506.0	1	49	21.4	21.1	0.723	0.775	0.286	0.306	
								50	24	21.4	21.1	0.737	0.790	0.291	0.312	
						40185	2549.5	1	49	21.4	21.1	0.672	0.720	0.268	0.287	
								50	24	21.4	21.1	0.680	0.729	0.271	0.290	
						40620	2593.0	1	49	21.4	21.1	0.839	0.899	0.327	0.350	
								50	24	21.4	21.1	0.868	0.930	0.338	0.362	
								100	0	21.4	21.1	0.870	0.932	0.339	0.363	94
						41055	2636.5	1	49	21.4	21.1	0.826	0.885	0.318	0.341	
								50	24	21.4	21.0	0.841	0.922	0.323	0.354	
						41490	2680.0	1	49	21.4	20.8	0.745	0.848	0.286	0.325	
								50	24	21.4	20.9	0.759	0.852	0.290	0.325	
					Front	40620	2593.0	1	49	21.4	21.1	0.519	0.556	0.212	0.227	
								50	24	21.4	21.1	0.527	0.565	0.215	0.230	
	Hotspot	QPSK	Mode B	5	Edge 1	40620	2593.0	1	49	21.4	21.1	0.368	0.394	0.135	0.145	
								50	24	21.4	21.1	0.371	0.398	0.137	0.147	
					Edge 2	40620	2593.0	1	49	21.4	21.1	0.020	0.022	0.011	0.011	
								50	24	21.4	21.1	0.021	0.023	0.010	0.011	
					Edge 4	40620	2593.0	1	49	21.4	21.1	0.633	0.678	0.268	0.287	
								50	24	21.4	21.1	0.641	0.687	0.271	0.290	

This report shall not be reproduced without the written approval of UL Verification Services Inc.

Antenna	RF Exposure Conditions	Mode	Power Mode	Dist. (mm)	Test Position	Ch #.	Freq. (MHz)	RB Allocation	RB offset	Power (dBm)		1-g SAR (W/kg)		10-g SAR (W/kg)		Plot No.
										Tune-up Limit	Meas.	Meas.	Scaled	Meas.	Scaled	
ANT3	Head	QPSK	Mode A	0	Left Touch	40620	2593.0	1	49	25.6	25.0	0.325	0.373	0.180	0.207	95
								50	24	24.7	23.9	0.280	0.337	0.153	0.184	
					Left Tilt	40620	2593.0	1	49	25.6	25.0	0.154	0.177	0.082	0.094	
								50	24	24.7	23.9	0.137	0.165	0.076	0.091	
					Right Touch	40620	2593.0	1	49	25.6	25.0	0.225	0.258	0.127	0.146	
								50	24	24.7	23.9	0.178	0.214	0.101	0.121	
					Right Tilt	40620	2593.0	1	49	25.6	25.0	0.253	0.290	0.132	0.152	
								50	24	24.7	23.9	0.206	0.248	0.108	0.130	
	Body & Hotspot	QPSK	Mode B	5	Rear	40620	2593.0	1	49	21.0	20.4	0.543	0.623	0.287	0.330	
								50	24	21.0	20.4	0.554	0.636	0.291	0.334	96
					Front	40620	2593.0	1	49	21.0	20.4	0.364	0.418	0.190	0.218	
								50	24	21.0	20.4	0.370	0.425	0.195	0.224	
	Hotspot	QPSK	Mode B	5	Edge 3	40620	2593.0	1	49	21.0	20.4	0.102	0.117	0.042	0.048	
								50	24	21.0	20.4	0.103	0.118	0.042	0.048	
					Edge 4	39750	2506.0	1	49	21.0	20.4	0.730	0.838	0.332	0.381	
								50	24	21.0	20.4	0.702	0.806	0.309	0.355	
						40185	2549.5	1	49	21.0	20.4	0.810	0.930	0.357	0.410	97
								50	24	21.0	20.4	0.803	0.922	0.389	0.447	
						40620	2593.0	1	49	21.0	20.4	0.702	0.806	0.312	0.358	
								50	24	21.0	20.4	0.737	0.846	0.326	0.374	
								100	0	21.0	20.4	0.803	0.922	0.358	0.411	
						41055	2636.5	1	49	21.0	20.4	0.734	0.843	0.324	0.372	
								50	24	21.0	20.4	0.753	0.865	0.332	0.381	
						41490	2680.0	1	49	21.0	20.4	0.747	0.858	0.331	0.380	
								50	24	21.0	20.4	0.784	0.900	0.345	0.396	

Antenna	RF Exposure Conditions	Mode	Power Mode	Dist. (mm)	Test Position	Ch #.	Freq. (MHz)	RB Allocation	RB offset	Power (dBm)		1-g SAR (W/kg)		10-g SAR (W/kg)		Plot No.
										Tune-up Limit	Meas.	Meas.	Scaled	Meas.	Scaled	
ANT4	Head	QPSK	Mode A	0	Left Touch	39750	2506.0	1	49	19.5	18.7	0.611	0.735	0.297	0.357	
								50	24	19.5	18.8	0.618	0.731	0.301	0.356	
						40185	2549.5	1	49	19.5	18.7	0.706	0.849	0.324	0.390	
								50	24	19.5	18.8	0.713	0.838	0.329	0.387	
						40620	2593.0	1	49	19.5	18.7	0.675	0.812	0.302	0.363	
								50	24	19.5	18.8	0.690	0.811	0.308	0.362	
								100	0	19.5	18.6	0.680	0.840	0.296	0.366	
						41055	2636.5	1	49	19.5	18.5	0.737	0.928	0.302	0.380	
								50	24	19.5	18.7	0.766	0.921	0.312	0.375	
						41490	2680.0	1	49	19.5	18.7	0.740	0.890	0.299	0.359	
								50	24	19.5	18.8	0.799	0.939	0.321	0.377	98
					Left Tilt	40620	2593.0	1	49	19.5	18.7	0.233	0.280	0.122	0.147	
								50	24	19.5	18.8	0.235	0.276	0.124	0.146	
					Right Touch	40620	2593.0	1	49	19.5	18.7	0.113	0.136	0.067	0.080	
								50	24	19.5	18.8	0.115	0.135	0.066	0.077	
					Right Tilt	40620	2593.0	1	49	19.5	18.7	0.075	0.090	0.041	0.050	
								50	24	19.5	18.8	0.075	0.088	0.041	0.048	
	Body & Hotspot	QPSK	Mode B	5	Rear	40620	2593.0	1	49	19.7	19.4	0.571	0.612	0.260	0.279	
								50	24	19.7	19.3	0.578	0.634	0.262	0.287	99
					Front	40620	2593.0	1	49	19.7	19.4	0.329	0.353	0.146	0.156	
								50	24	19.7	19.3	0.331	0.363	0.147	0.161	
	Hotspot	QPSK	Mode B	5	Edge 1	40620	2593.0	1	49	19.7	19.4	0.126	0.135	0.044	0.047	
								50	24	19.7	19.3	0.138	0.151	0.048	0.053	
					Edge 2	39750	2506.0	1	49	19.7	19.3	0.697	0.764	0.299	0.328	
								50	24	19.7	19.3	0.681	0.747	0.293	0.321	
						40185	2549.5	1	49	19.7	19.4	0.729	0.781	0.305	0.327	
								50	24	19.7	19.3	0.773	0.848	0.322	0.353	
						40620	2593.0	1	49	19.7	19.4	0.811	0.869	0.326	0.349	
								50	24	19.7	19.3	0.806	0.884	0.325	0.356	
								100	0	19.7	19.3	0.817	0.896	0.329	0.361	100
						41055	2636.5	1	49	19.7	19.3	0.759	0.832	0.298	0.327	
								50	24	19.7	19.3	0.771	0.845	0.302	0.331	
						41490	2680.0	1	49	19.7	19.2	0.778	0.873	0.302	0.339	
								50	24	19.7	19.3	0.800	0.877	0.307	0.337	

This report shall not be reproduced without the written approval of UL Verification Services Inc.

UL CA 41C

Antenna	RF Exposure Conditions	Mode	Power Mode	Dist. (mm)	Test Position	PCC UL				SCC UL				Power (dBm)		1-g SAR (W/kg)		10-g SAR (W/kg)		Plot No.
						Ch #.	Freq. (MHz)	RB Allocation	RB offest	Ch #.	Freq. (MHz)	RB Allocation	RB offest	Tune-up limit	Meas.	Meas.	Scaled	Meas.	Scaled	
ANT 1	Head	QPSK	Mode A	0	Right Touch	40521	2583.1	1	99	40719	2602.9	1	0	25.70	24.53	0.110	0.144	0.055	0.072	
	Body	QPSK	Mode B	5	Rear	40521	2583.1	1	99	40719	2602.9	1	0	22.00	20.92	0.226	0.290	0.095	0.122	
	Hotspot	QPSK	Mode B	5	Edge 2	39750	2506.0	1	99	39948	2525.8	1	0	22.00	21.00	0.395	0.497	0.163	0.205	
Antenna	RF Exposure Conditions	Mode	Power Mode	Dist. (mm)	Test Position	PCC UL				SCC UL				Power (dBm)		1-g SAR (W/kg)		10-g SAR (W/kg)		Plot No.
						Ch #.	Freq. (MHz)	RB Allocation	RB offest	Ch #.	Freq. (MHz)	RB Allocation	RB offest	Tune-up limit	Meas.	Meas.	Scaled	Meas.	Scaled	
ANT 2	Head	QPSK	Mode A	0	Right Touch	40521	2583.1	1	99	40719	2602.9	1	0	21.00	20.00	0.378	0.476	0.153	0.193	
	Body & Hotspot	QPSK	Mode B	5	Rear	40521	2583.1	1	99	40719	2602.9	1	0	21.40	20.40	0.512	0.645	0.202	0.254	
Antenna	RF Exposure Conditions	Mode	Power Mode	Dist. (mm)	Test Position	PCC UL				SCC UL				Power (dBm)		1-g SAR (W/kg)		10-g SAR (W/kg)		Plot No.
						Ch #.	Freq. (MHz)	RB Allocation	RB offest	Ch #.	Freq. (MHz)	RB Allocation	RB offest	Tune-up limit	Meas.	Meas.	Scaled	Meas.	Scaled	
ANT 3	Head	QPSK	Mode A	0	Left Touch	40521	2583.1	1	99	40719	2602.9	1	0	25.60	24.62	0.174	0.218	0.095	0.119	
	Body	QPSK	Mode B	5	Rear	40521	2583.1	1	99	40719	2602.9	1	0	21.00	19.77	0.335	0.445	0.169	0.224	
	Hotspot	QPSK	Mode B	5	Edge 4	40521	2583.1	1	99	40719	2602.9	1	0	21.00	19.87	0.436	0.566	0.196	0.254	
Antenna	RF Exposure Conditions	Mode	Power Mode	Dist. (mm)	Test Position	PCC UL				SCC UL				Power (dBm)		1-g SAR (W/kg)		10-g SAR (W/kg)		Plot No.
						Ch #.	Freq. (MHz)	RB Allocation	RB offest	Ch #.	Freq. (MHz)	RB Allocation	RB offest	Tune-up limit	Meas.	Meas.	Scaled	Meas.	Scaled	
ANT 4	Head	QPSK	Mode A	0	Left Touch	41292	2660.2	1	99	41490	2680.0	1	0	19.50	18.20	0.352	0.475	0.152	0.205	
	Body	QPSK	Mode B	5	Rear	40521	2583.1	1	99	40719	2602.9	1	0	19.70	18.20	0.292	0.412	0.133	0.188	
	Hotspot	QPSK	Mode B	5	Edge 2	40521	2583.1	1	99	40719	2602.9	1	0	19.70	18.20	0.405	0.572	0.163	0.230	

Note(s):

PCC RB allocation setting for UL CA has been adjusted based on the worst-case power.
Additional SAR for UL CA PC2 is not required. Test reduction has been applied based on standalone SAR.

This report shall not be reproduced without the written approval of UL Verification Services Inc.

10.15. LTE Band 41 Power Class 2 (20MHz Bandwidth)

According to Section 9.4, SAR evaluation for PC2 is only required when its Maximum output power (Tune-up Limit) is higher from PC3.

From May 2017 TCB Workshop, SAR tested were performed using Power Class 3. SAR test for Power Class 2 is tested using the highest SAR test configuration in Power Class 3 for each LTE configuration and exposure condition combination. According to the highest time averaged power for UL-DL configurations, configuration # 1 with duty cycle 43.3% is used for Power Class 2 SAR test.

Additional SAR testing for Power Class 2 is not required when:

- The reported SAR vs. output power can be linearly scaled with < 10% discrepancy between power classes and all reported SAR are < 1.4 W/kg

Reported SAR vs. Output Power linearly scaled

Antenna	RF Exposure Conditions	Power Class 2			Power Class 3				PC2 linearly scaled Reported SAR (W/kg)	Linearly scaled (<10%)
		Duty Cycle	Tune-up Power (dBm)	Frame Avg. Power (mW)	Duty Cycle	Tune-up Power (dBm)	Frame Avg. Power (mW)	Reported 1-g SAR (W/kg)		
ANT1	Head	43.3%	27.70	254.97	63.3%	25.70	235.18	0.163	0.177	8.41%

Conclusion:

ANT1 Head SAR test for Power Class 2 is required based on the reported SAR vs. output power linearly scaled >10%. Additional SAR testing for Power Class 2 is required.

UL CA 41C Power class 2

Antenna	RF Exposure Conditions	Power Class 2			Power Class 3				PC2 linearly scaled Reported SAR (W/kg)	Linearly scaled (<10%)
		Duty Cycle	Tune-up Power (dBm)	Frame Avg. Power (mW)	Duty Cycle	Tune-up Power (dBm)	Frame Avg. Power (mW)	Reported 1-g SAR (W/kg)		
ANT1	Head	43.3%	27.70	254.97	63.3%	25.70	235.18	0.144	0.156	8.41%

Conclusion:

ANT1 Head SAR test for Power Class 2 is required based on the reported SAR vs. output power linearly scaled >10%. Additional SAR testing for Power Class 2 is required.

This report shall not be reproduced without the written approval of UL Verification Services Inc.

10.16. LTE Band 48 (20MHz Bandwidth)

Antenna	RF Exposure Conditions	Mode	Power Mode	Dist. (mm)	Test Position	Ch #.	Freq. (MHz)	RB Allocation	RB offset	Power (dBm)		1-g SAR (W/kg)		10-g SAR (W/kg)		Plot No.
										Tune-up Limit	Meas.	Meas.	Scaled	Meas.	Scaled	
ANT7	Head	QPSK	Mode A	0	Left Touch	56207	3646.7	1	49	25.3	25.3	0.125	0.125	0.061	0.061	
								50	24	25.0	24.4	0.098	0.113	0.048	0.055	
					Left Tilt	56207	3646.7	1	49	25.3	25.3	0.125	0.125	0.053	0.053	
								50	24	25.0	24.4	0.097	0.111	0.041	0.047	
					Right Touch	56207	3646.7	1	49	25.3	25.3	0.208	0.208	0.092	0.092	101
								50	24	25.0	24.4	0.191	0.219	0.082	0.094	
					Right Tilt	56207	3646.7	1	49	25.3	25.3	0.076	0.076	0.034	0.034	
								50	24	25.0	24.4	0.066	0.076	0.031	0.035	
	Body & Hotspot	QPSK	Mode B	5	Rear	55340	3560.0	1	49	22.4	22.0	0.803	0.880	0.299	0.328	102
								50	24	22.4	22.1	0.820	0.879	0.307	0.329	
						55773	3603.3	1	49	22.4	21.9	0.752	0.844	0.282	0.316	
								50	24	22.4	21.9	0.755	0.847	0.284	0.319	
						56207	3646.7	1	49	22.4	22.0	0.795	0.872	0.300	0.329	
								50	24	22.4	22.0	0.749	0.821	0.284	0.311	
								100	0	22.4	22.0	0.743	0.815	0.282	0.309	
						56640	3690.0	1	49	22.4	21.9	0.685	0.769	0.264	0.296	
								50	24	22.4	21.9	0.691	0.775	0.266	0.298	
					Front	56207	3646.7	1	49	22.4	22.0	0.462	0.507	0.196	0.215	
								50	24	22.4	22.0	0.398	0.436	0.164	0.180	
	Hotspot	QPSK	Mode B	5	Edge 2	55340	3560.0	1	49	22.4	22.0	0.857	0.940	0.331	0.363	103
								50	24	22.4	22.1	0.874	0.937	0.337	0.361	
						55773	3603.3	1	49	22.4	21.9	0.785	0.881	0.311	0.349	
								50	24	22.4	21.9	0.808	0.907	0.320	0.359	
						56207	3646.7	1	49	22.4	22.0	0.734	0.805	0.292	0.320	
								50	24	22.4	22.0	0.743	0.815	0.296	0.325	
								100	0	22.4	22.0	0.738	0.809	0.295	0.323	
						56640	3690.0	1	49	22.4	21.9	0.743	0.834	0.291	0.327	
								50	24	22.4	21.9	0.757	0.849	0.296	0.332	
					Edge 3	56207	3646.7	1	49	22.4	22.0	0.327	0.359	0.112	0.123	
								50	24	22.4	22.0	0.341	0.374	0.116	0.127	

Antenna	RF Exposure Conditions	Mode	Power Mode	Dist. (mm)	Test Position	Ch #.	Freq. (MHz)	RB Allocation	RB offset	Power (dBm)		1-g SAR (W/kg)		10-g SAR (W/kg)		Plot No.
										Tune-up Limit	Meas.	Meas.	Scaled	Meas.	Scaled	
ANT8	Head	QPSK	Mode A	0	Left Touch	56207	3646.7	1	49	23.4	22.3	0.356	0.460	0.119	0.154	
								50	24	23.4	22.3	0.339	0.437	0.111	0.143	
					Left Tilt	56207	3646.7	1	49	23.4	22.3	0.360	0.465	0.115	0.148	
								50	24	23.4	22.3	0.379	0.488	0.123	0.158	
					Right Touch	55340	3560.0	1	49	23.4	22.2	0.687	0.906	0.212	0.279	
								50	24	23.4	22.2	0.703	0.927	0.215	0.283	104
						55773	3603.3	1	49	23.4	22.3	0.642	0.827	0.196	0.252	
								50	24	23.4	22.3	0.645	0.831	0.197	0.254	
						56207	3646.7	1	49	23.4	22.3	0.620	0.801	0.190	0.245	
								50	24	23.4	22.3	0.634	0.817	0.194	0.250	
								100	0	23.4	22.3	0.625	0.805	0.226	0.291	
						56640	3690.0	1	49	23.4	22.3	0.637	0.821	0.234	0.301	
								50	24	23.4	22.3	0.656	0.845	0.239	0.308	
					Right Tilt	56207	3646.7	1	49	23.4	22.3	0.438	0.566	0.162	0.209	
								50	24	23.4	22.3	0.446	0.575	0.165	0.213	
	Body & Hotspot	QPSK	Mode B	5	Rear	56207	3646.7	1	49	22.7	21.9	0.431	0.518	0.188	0.226	
								50	24	22.7	21.9	0.432	0.519	0.190	0.228	105
					Front	56207	3646.7	1	49	22.7	21.9	0.197	0.237	0.065	0.078	
								50	24	22.7	21.9	0.209	0.251	0.080	0.096	
	Hotspot	QPSK	Mode B	5	Edge 1	56207	3646.7	1	49	22.7	21.9	0.260	0.313	0.081	0.098	
								50	24	22.7	21.9	0.262	0.315	0.082	0.099	
					Edge 4	55340	3560.0	1	49	22.7	21.7	0.687	0.865	0.248	0.312	
								50	24	22.7	21.8	0.704	0.866	0.254	0.312	
						55773	3603.3	1	49	22.7	21.9	0.772	0.928	0.276	0.332	
								50	24	22.7	21.9	0.770	0.926	0.276	0.332	
						56207	3646.7	1	49	22.7	21.9	0.755	0.908	0.272	0.327	
								50	24	22.7	21.9	0.777	0.934	0.279	0.335	106
								100	0	22.7	21.8	0.689	0.848	0.250	0.308	
						56640	3690.0	1	49	22.7	21.7	0.623	0.784	0.227	0.286	
								50	24	22.7	21.8	0.644	0.792	0.232	0.285	

This report shall not be reproduced without the written approval of UL Verification Services Inc.

Antenna	RF Exposure Conditions	Mode	Power Mode	Dist. (mm)	Test Position	Ch #.	Freq. (MHz)	RB Allocation	RB offset	Power (dBm)		1-g SAR (W/kg)		10-g SAR (W/kg)		Plot No.
										Tune-up Limit	Meas.	Meas.	Scaled	Meas.	Scaled	
ANT9	Head	QPSK	Mode A	0	Left Touch	56207	3646.7	1	49	26.0	25.4	0.176	0.202	0.056	0.064	107
								50	24	25.0	24.5	0.139	0.156	0.045	0.050	
					Left Tilt	56207	3646.7	1	49	26.0	25.4	0.019	0.021	0.008	0.009	
								50	24	25.0	24.5	0.014	0.016	0.006	0.006	
					Right Touch	56207	3646.7	1	49	26.0	25.4	0.055	0.063	0.021	0.024	
								50	24	25.0	24.5	0.043	0.048	0.018	0.020	
					Right Tilt	56207	3646.7	1	49	26.0	25.4	0.020	0.023	0.011	0.013	
								50	24	25.0	24.5	0.015	0.017	0.008	0.009	
	Body & Hotspot	QPSK	Mode B	5	Rear	56207	3646.7	1	49	24.7	24.2	0.524	0.588	0.231	0.259	
								50	24	24.7	24.2	0.477	0.535	0.210	0.236	
					Front	56207	3646.7	1	49	24.7	24.2	0.548	0.615	0.228	0.256	108
								50	24	24.7	24.2	0.512	0.574	0.213	0.239	
	Hotspot	QPSK	Mode B	5	Edge 3	56207	3646.7	1	49	24.7	24.2	0.297	0.333	0.113	0.127	
								50	24	24.7	24.2	0.272	0.305	0.103	0.116	
					Edge 4	55340	3560.0	1	49	24.7	24.3	0.854	0.936	0.305	0.334	109
								50	24	24.7	24.3	0.842	0.923	0.298	0.327	
						55773	3603.3	1	49	24.7	24.3	0.849	0.931	0.301	0.330	
								50	24	24.7	24.2	0.794	0.891	0.281	0.315	
						56207	3646.7	1	49	24.7	24.2	0.727	0.816	0.258	0.289	
								50	24	24.7	24.2	0.750	0.842	0.260	0.292	
								100	0	24.7	24.0	0.742	0.882	0.258	0.307	
						56640	3690.0	1	49	24.7	24.2	0.789	0.885	0.260	0.292	
								50	24	24.7	24.0	0.759	0.892	0.249	0.293	

Antenna	RF Exposure Conditions	Mode	Power Mode	Dist. (mm)	Test Position	Ch #.	Freq. (MHz)	RB Allocation	RB offset	Power (dBm)		1-g SAR (W/kg)		10-g SAR (W/kg)		Plot No.
										Tune-up Limit	Meas.	Meas.	Scaled	Meas.	Scaled	
ANT4	Head	QPSK	Mode A	0	Left Touch	55340	3560.0	1	49	22.6	22.3	0.791	0.848	0.292	0.313	
								50	24	22.6	22.2	0.810	0.888	0.300	0.329	
						55773	3603.3	1	49	22.6	22.4	0.808	0.846	0.298	0.312	
								50	24	22.6	22.3	0.850	0.911	0.307	0.329	110
						56207	3646.7	1	49	22.6	22.4	0.784	0.821	0.268	0.281	
								50	24	22.6	22.3	0.749	0.803	0.265	0.284	
								100	0	22.6	22.3	0.782	0.838	0.278	0.298	
						56640	3690.0	1	49	22.6	22.2	0.824	0.903	0.302	0.331	
								50	24	22.6	22.2	0.827	0.907	0.303	0.332	
					Left Tilt	56207	3646.7	1	49	22.6	22.4	0.328	0.343	0.135	0.141	
								50	24	22.6	22.3	0.327	0.350	0.135	0.145	
					Right Touch	56207	3646.7	1	49	22.6	22.4	0.186	0.195	0.079	0.083	
								50	24	22.6	22.3	0.186	0.199	0.078	0.083	
					Right Tilt	56207	3646.7	1	49	22.6	22.4	0.140	0.147	0.059	0.062	
								50	24	22.6	22.3	0.139	0.149	0.060	0.064	
	Body & Hotspot	QPSK	Mode B	5	Rear	56207	3646.7	1	49	22.3	21.9	0.504	0.553	0.198	0.217	
								50	24	22.3	21.8	0.510	0.572	0.200	0.224	111
					Front	56207	3646.7	1	49	22.3	21.9	0.316	0.346	0.121	0.133	
								50	24	22.3	21.8	0.322	0.361	0.123	0.138	
	Hotspot	QPSK	Mode B	5	Edge 1	56207	3646.7	1	49	22.3	21.9	0.129	0.141	0.059	0.065	
								50	24	22.3	21.8	0.129	0.145	0.059	0.067	
					Edge 2	55340	3560.0	1	49	22.3	21.8	0.776	0.871	0.285	0.320	
								50	24	22.3	21.7	0.798	0.916	0.294	0.338	
						55773	3603.3	1	49	22.3	21.9	0.750	0.822	0.276	0.303	
								50	24	22.3	21.8	0.762	0.855	0.279	0.313	
						56207	3646.7	1	49	22.3	21.9	0.759	0.832	0.273	0.299	
								50	24	22.3	21.8	0.772	0.866	0.279	0.313	
								100	0	22.3	21.8	0.772	0.866	0.280	0.314	
						56640	3690.0	1	49	22.3	21.7	0.767	0.881	0.275	0.316	
								50	24	22.3	21.7	0.799	0.917	0.284	0.326	112

This report shall not be reproduced without the written approval of UL Verification Services Inc.

UL CA 48C

Antenna	RF Exposure Conditions	Mode	Power Mode	Dist. (mm)	Test Position	PCC UL				SCC UL				Power (dBm)		1-g SAR (W/kg)		10-g SAR (W/kg)		Plot No.
						Ch #.	Freq. (MHz)	RB Allocation	RB offest	Ch #.	Freq. (MHz)	RB Allocation	RB offest	Tune-up limit	Meas.	Meas.	Scaled	Meas.	Scaled	
ANT 7	Head	QPSK	Mode A	0	Right Touch	55891	3615.1	1	99	56089	3634.9	1	0	25.00	24.70	0.110	0.118	0.052	0.056	
	Body	QPSK	Mode B	5	Rear	55340	3560.0	1	99	55538	3579.8	1	0	22.40	21.52	0.459	0.562	0.176	0.216	
	Hotspot	QPSK	Mode B	5	Edge 2	55340	3560.0	1	99	55538	3579.8	1	0	22.40	21.57	0.534	0.646	0.209	0.253	
Antenna	RF Exposure Conditions	Mode	Power Mode	Dist. (mm)	Test Position	PCC UL				SCC UL				Power (dBm)		1-g SAR (W/kg)		10-g SAR (W/kg)		Plot No.
						Ch #.	Freq. (MHz)	RB Allocation	RB offest	Ch #.	Freq. (MHz)	RB Allocation	RB offest	Tune-up limit	Meas.	Meas.	Scaled	Meas.	Scaled	
ANT 8	Head	QPSK	Mode A	0	Right Touch	55340	3560.0	1	99	55538	3579.8	1	0	23.40	22.30	0.459	0.591	0.141	0.182	
	Body	QPSK	Mode B	5	Rear	55891	3615.1	1	99	56089	3634.9	1	0	22.70	21.60	0.286	0.368	0.119	0.153	
	Hotspot	QPSK	Mode B	5	Edge 4	55891	3615.1	1	99	56089	3634.9	1	0	22.70	21.60	0.367	0.473	0.133	0.171	
Antenna	RF Exposure Conditions	Mode	Power Mode	Dist. (mm)	Test Position	PCC UL				SCC UL				Power (dBm)		1-g SAR (W/kg)		10-g SAR (W/kg)		Plot No.
						Ch #.	Freq. (MHz)	RB Allocation	RB offest	Ch #.	Freq. (MHz)	RB Allocation	RB offest	Tune-up limit	Meas.	Meas.	Scaled	Meas.	Scaled	
ANT 9	Head	QPSK	Mode A	0	Left Touch	55891	3615.1	1	99	56089	3634.9	1	0	25.00	24.80	0.127	0.133	0.040	0.042	
	Body	QPSK	Mode B	5	Front	55891	3615.1	1	99	56089	3634.9	1	0	24.70	24.70	0.337	0.337	0.148	0.148	
	Hotspot	QPSK	Mode B	5	Edge 4	55340	3560.0	1	99	55538	3579.8	1	0	24.70	24.70	0.574	0.574	0.204	0.204	
Antenna	RF Exposure Conditions	Mode	Power Mode	Dist. (mm)	Test Position	PCC UL				SCC UL				Power (dBm)		1-g SAR (W/kg)		10-g SAR (W/kg)		Plot No.
						Ch #.	Freq. (MHz)	RB Allocation	RB offest	Ch #.	Freq. (MHz)	RB Allocation	RB offest	Tune-up limit	Meas.	Meas.	Scaled	Meas.	Scaled	
ANT 4	Head	QPSK	Mode A	0	Left Touch	55891	3615.1	1	99	56089	3634.9	1	0	22.60	21.50	0.426	0.549	0.149	0.192	
	Body	QPSK	Mode B	5	Rear	55891	3615.1	1	99	56089	3634.9	1	0	22.30	21.20	0.350	0.451	0.136	0.175	
	Hotspot	QPSK	Mode B	5	Edge 2	56442	3670.2	1	99	56640	3690.0	1	0	22.30	21.20	0.388	0.500	0.139	0.179	

Note(s):

PCC RB allocation setting for UL CA has been adjusted based on the worst-case power.

This report shall not be reproduced without the written approval of UL Verification Services Inc.

10.17. LTE Band 53 (10MHz Bandwidth)

Antenna	RF Exposure Conditions	Mode	Power Mode	Dist. (mm)	Test Position	Ch #.	Freq. (MHz)	RB Allocation	RB offset	Power (dBm)		1-g SAR (W/kg)		10-g SAR (W/kg)		Plot No.
										Tune-up Limit	Meas.	Meas.	Scaled	Meas.	Scaled	
ANT1	Head	QPSK	Mode A	0	Left Touch	60197	2489.2	1	25	20.7	20.0	0.042	0.049	0.024	0.028	
								25	12	20.7	20.0	0.042	0.049	0.024	0.028	
					Left Tilt	60197	2489.2	1	25	20.7	20.0	0.032	0.038	0.016	0.019	
								25	12	20.7	20.0	0.032	0.038	0.016	0.019	
					Right Touch	60197	2489.2	1	25	20.7	20.0	0.078	0.092	0.043	0.051	
								25	12	20.7	20.0	0.079	0.093	0.042	0.049	113
					Right Tilt	60197	2489.2	1	25	20.7	20.0	0.016	0.019	0.008	0.010	
								25	12	20.7	20.0	0.014	0.016	0.006	0.008	
	Body & Hotspot	QPSK	Mode B	5	Rear	60197	2489.2	1	25	20.7	20.0	0.515	0.605	0.224	0.263	114
								25	12	20.7	20.0	0.509	0.598	0.224	0.263	
					Front	60197	2489.2	1	25	20.7	20.0	0.311	0.365	0.141	0.166	
								25	12	20.7	20.0	0.307	0.361	0.140	0.164	
	Hotspot	QPSK	Mode B	5	Edge 2	60197	2489.2	1	25	20.7	20.0	0.686	0.806	0.290	0.341	
								25	12	20.7	20.0	0.690	0.811	0.291	0.342	
								50	0	20.7	19.9	0.694	0.834	0.289	0.347	115
					Edge 3	60197	2489.2	1	25	20.7	20.0	0.212	0.249	0.089	0.105	
								25	12	20.7	20.0	0.213	0.250	0.090	0.106	
					Edge 4	60197	2489.2	1	25	20.7	20.0	0.028	0.033	0.015	0.018	
								25	12	20.7	20.0	0.022	0.026	0.011	0.012	

Antenna	RF Exposure Conditions	Mode	Power Mode	Dist. (mm)	Test Position	Ch #.	Freq. (MHz)	RB Allocation	RB offset	Power (dBm)		1-g SAR (W/kg)		10-g SAR (W/kg)		Plot No.
										Tune-up Limit	Meas.	Meas.	Scaled	Meas.	Scaled	
ANT2	Head	QPSK	Mode A	0	Left Touch	60197	2489.2	1	25	20.7	20.1	0.617	0.717	0.243	0.282	
								25	12	20.7	20.1	0.630	0.723	0.249	0.286	116
					Left Tilt	60197	2489.2	1	25	20.7	20.1	0.608	0.706	0.231	0.268	
								25	12	20.7	20.1	0.620	0.712	0.236	0.271	
					Right Touch	60197	2489.2	1	25	20.7	20.1	0.622	0.722	0.290	0.337	
								25	12	20.7	20.1	0.612	0.703	0.277	0.318	
					Right Tilt	60197	2489.2	1	25	20.7	20.1	0.522	0.606	0.243	0.282	
								25	12	20.7	20.1	0.520	0.597	0.241	0.277	
	Body & Hotspot	QPSK	Mode B	5	Rear	60197	2489.2	1	25	20.7	20.1	0.544	0.632	0.211	0.245	
								25	12	20.7	20.1	0.556	0.638	0.215	0.247	117
					Front	60197	2489.2	1	25	20.7	20.1	0.457	0.531	0.193	0.224	
								25	12	20.7	20.1	0.467	0.536	0.197	0.226	
	Hotspot	QPSK	Mode B	5	Edge 1	60197	2489.2	1	25	20.7	20.1	0.516	0.599	0.179	0.208	
								25	12	20.7	20.1	0.517	0.594	0.180	0.207	
					Edge 2	60197	2489.2	1	25	20.7	20.1	0.036	0.042	0.020	0.023	
								25	12	20.7	20.1	0.034	0.039	0.019	0.022	
					Edge 4	60197	2489.2	1	25	20.7	20.1	0.363	0.422	0.158	0.184	
								25	12	20.7	20.1	0.374	0.429	0.162	0.186	

This report shall not be reproduced without the written approval of UL Verification Services Inc.

10.18. LTE Band 66 (20MHz Bandwidth)

Antenna	RF Exposure Conditions	Mode	Power Mode	Dist. (mm)	Test Position	Ch #.	Freq. (MHz)	RB Allocation	RB offset	Power (dBm)		1-g SAR (W/kg)		10-g SAR (W/kg)		Plot No.
										Tune-up Limit	Meas.	Meas.	Scaled	Meas.	Scaled	
ANT1	Head	QPSK	Mode A	0	Left Touch	132322	1745.0	1	49	25.2	25.0	0.079	0.083	0.055	0.058	
								50	24	24.7	24.0	0.057	0.067	0.039	0.046	
					Left Tilt	132322	1745.0	1	49	25.2	25.0	0.095	0.100	0.061	0.064	
								50	24	24.7	24.0	0.074	0.087	0.047	0.055	
					Right Touch	132322	1745.0	1	49	25.2	25.0	0.235	0.247	0.154	0.162	118
								50	24	24.7	24.0	0.182	0.214	0.119	0.140	
					Right Tilt	132322	1745.0	1	49	25.2	25.0	0.103	0.108	0.070	0.073	
								50	24	24.7	24.0	0.073	0.086	0.050	0.059	
	Body & Hotspot	QPSK	Mode B	5	Rear	132322	1745.0	1	49	19.1	18.6	0.681	0.764	0.334	0.375	119
								50	24	19.1	18.6	0.676	0.758	0.333	0.374	
					Front	132322	1745.0	1	49	19.1	18.6	0.406	0.456	0.200	0.224	
								50	24	19.1	18.6	0.406	0.456	0.200	0.224	
	Hotspot	QPSK	Mode B	5	Edge 2	132322	1745.0	1	49	19.1	18.6	0.170	0.191	0.088	0.099	
								50	24	19.1	18.6	0.171	0.192	0.089	0.099	
					Edge 3	132072	1720.0	1	49	19.1	18.5	0.811	0.931	0.381	0.437	
								50	24	19.1	18.5	0.815	0.936	0.382	0.439	120
						132322	1745.0	1	49	19.1	18.6	0.813	0.912	0.379	0.425	
								50	24	19.1	18.6	0.812	0.911	0.349	0.392	
								100	0	19.1	18.5	0.806	0.925	0.376	0.432	
						132572	1770.0	1	49	19.1	18.6	0.733	0.822	0.348	0.390	
								50	24	19.1	18.6	0.719	0.807	0.342	0.384	
					Edge 4	132322	1745.0	1	49	19.1	18.6	0.020	0.023	0.011	0.012	
								50	24	19.1	18.6	0.019	0.022	0.010	0.011	

Antenna	RF Exposure Conditions	Mode	Power Mode	Dist. (mm)	Test Position	Ch #.	Freq. (MHz)	RB Allocation	RB offset	Power (dBm)		1-g SAR (W/kg)		10-g SAR (W/kg)		Plot No.
										Tune-up Limit	Meas.	Meas.	Scaled	Meas.	Scaled	
ANT2	Head	QPSK	Mode A	0	Left Touch	132322	1745.0	1	49	22.6	22.0	0.200	0.230	0.129	0.148	
								50	24	22.6	22.0	0.199	0.228	0.123	0.141	
					Left Tilt	132322	1745.0	1	49	22.6	22.0	0.180	0.207	0.098	0.112	
								50	24	22.6	22.0	0.179	0.206	0.098	0.112	
					Right Touch	132072	1720.0	1	49	22.6	22.0	0.655	0.757	0.391	0.452	
								50	24	22.6	21.9	0.651	0.763	0.389	0.456	
						132322	1745.0	1	49	22.6	22.0	0.700	0.804	0.402	0.462	
								50	24	22.6	22.0	0.701	0.805	0.410	0.471	
								100	0	22.6	22.0	0.659	0.757	0.391	0.449	
						132572	1770.0	1	49	22.6	22.0	0.815	0.936	0.479	0.550	121
								50	24	22.6	22.0	0.812	0.932	0.476	0.547	
					Right Tilt	132322	1745.0	1	49	22.6	22.0	0.381	0.437	0.188	0.216	
								50	24	22.6	22.0	0.349	0.401	0.172	0.197	
	Body & Hotspot	QPSK	Mode B	5	Rear	132072	1720.0	1	49	23.0	22.4	0.622	0.714	0.294	0.338	
								50	24	23.0	22.3	0.635	0.746	0.298	0.350	
						132322	1745.0	1	49	23.0	22.4	0.760	0.873	0.359	0.412	
								50	24	23.0	22.4	0.803	0.922	0.363	0.417	
								100	0	23.0	22.4	0.813	0.933	0.373	0.428	122
						132572	1770.0	1	49	23.0	22.4	0.719	0.826	0.336	0.386	
								50	24	23.0	22.4	0.699	0.803	0.327	0.375	
					Front	132322	1745.0	1	49	23.0	22.4	0.306	0.351	0.160	0.184	
								50	24	23.0	22.4	0.304	0.349	0.159	0.183	
	Hotspot	QPSK	Mode B	5	Edge 1	132322	1745.0	1	49	23.0	22.4	0.383	0.440	0.178	0.204	
								50	24	23.0	22.4	0.388	0.445	0.180	0.207	
					Edge 2	132322	1745.0	1	49	23.0	22.4	0.005	0.006	0.002	0.002	
								50	24	23.0	22.4	0.005	0.005	0.002	0.003	
					Edge 4	132322	1745.0	1	49	23.0	22.4	0.399	0.458	0.210	0.241	
								50	24	23.0	22.4	0.422	0.485	0.220	0.253	

This report shall not be reproduced without the written approval of UL Verification Services Inc.

Antenna	RF Exposure Conditions	Mode	Power Mode	Dist. (mm)	Test Position	Ch #.	Freq. (MHz)	RB Allocation	RB offset	Power (dBm)		1-g SAR (W/kg)		10-g SAR (W/kg)		Plot No.
										Tune-up Limit	Meas.	Meas.	Scaled	Meas.	Scaled	
ANT3	Head	QPSK	Mode A	0	Left Touch	132322	1745.0	1	49	24.6	24.2	0.299	0.328	0.197	0.216	123
								50	24	24.5	24.1	0.297	0.326	0.196	0.215	
					Left Tilt	132322	1745.0	1	49	24.6	24.2	0.145	0.159	0.098	0.107	
								50	24	24.5	24.1	0.143	0.157	0.098	0.107	
					Right Touch	132322	1745.0	1	49	24.6	24.2	0.108	0.118	0.069	0.076	
								50	24	24.5	24.1	0.106	0.116	0.067	0.073	
					Right Tilt	132322	1745.0	1	49	24.6	24.2	0.160	0.175	0.099	0.109	
								50	24	24.5	24.1	0.142	0.156	0.088	0.096	
	Body & Hotspot	QPSK	Mode B	5	Rear	132322	1745.0	1	49	21.3	20.5	0.639	0.768	0.362	0.435	
								50	24	21.3	20.5	0.643	0.773	0.368	0.442	124
					Front	132322	1745.0	1	49	21.3	20.5	0.505	0.607	0.279	0.335	
								50	24	21.3	20.5	0.510	0.613	0.281	0.338	
	Hotspot	QPSK	Mode B	5	Edge 3	132322	1745.0	1	49	21.3	20.5	0.261	0.314	0.120	0.144	
								50	24	21.3	20.5	0.259	0.311	0.120	0.144	
					Edge 4	132072	1720.0	1	49	21.3	20.5	0.732	0.880	0.383	0.460	
								50	24	21.3	20.5	0.742	0.892	0.387	0.465	
						132322	1745.0	1	49	21.3	20.5	0.767	0.922	0.394	0.474	
								50	24	21.3	20.5	0.772	0.928	0.395	0.475	
								100	0	21.3	20.5	0.778	0.935	0.405	0.487	125
						132572	1770.0	1	49	21.3	20.5	0.771	0.927	0.401	0.482	
								50	24	21.3	20.4	0.759	0.934	0.396	0.487	

Antenna	RF Exposure Conditions	Mode	Power Mode	Dist. (mm)	Test Position	Ch #.	Freq. (MHz)	RB Allocation	RB offset	Power (dBm)		1-g SAR (W/kg)		10-g SAR (W/kg)		Plot No.
										Tune-up Limit	Meas.	Meas.	Scaled	Meas.	Scaled	
ANT4	Head	QPSK	Mode A	0	Left Touch	132072	1720.0	1	49	19.8	18.8	0.647	0.815	0.332	0.418	
								50	24	19.8	18.9	0.653	0.803	0.341	0.420	
						132322	1745.0	1	49	19.8	18.9	0.653	0.803	0.342	0.421	
								50	24	19.8	18.9	0.683	0.840	0.343	0.422	
								100	0	19.8	18.8	0.658	0.828	0.342	0.431	
						132572	1770.0	1	49	19.8	18.9	0.728	0.896	0.367	0.452	
								50	24	19.8	18.8	0.728	0.916	0.367	0.462	126
					Left Tilt	132322	1745.0	1	49	19.8	18.9	0.594	0.731	0.299	0.368	
								50	24	19.8	18.9	0.356	0.438	0.178	0.219	
					Right Touch	132322	1745.0	1	49	19.8	18.9	0.228	0.281	0.133	0.164	
								50	24	19.8	18.9	0.230	0.283	0.133	0.164	
					Right Tilt	132322	1745.0	1	49	19.8	18.9	0.126	0.155	0.071	0.088	
								50	24	19.8	18.9	0.121	0.149	0.068	0.084	
	Body & Hotspot	QPSK	Mode B	5	Rear	132072	1720.0	1	49	20.1	19.2	0.745	0.917	0.403	0.496	
								50	24	20.1	19.3	0.730	0.878	0.395	0.475	
						132322	1745.0	1	49	20.1	19.3	0.735	0.884	0.401	0.482	
								50	24	20.1	19.3	0.735	0.884	0.399	0.480	
								100	0	20.1	19.2	0.743	0.914	0.405	0.498	
						132572	1770.0	1	49	20.1	19.3	0.748	0.899	0.415	0.499	
								50	24	20.1	19.2	0.748	0.920	0.412	0.507	127
					Front	132322	1745.0	1	49	20.1	19.3	0.254	0.305	0.142	0.171	
								50	24	20.1	19.3	0.253	0.304	0.140	0.168	
	Hotspot	QPSK	Mode B	5	Edge 1	132322	1745.0	1	49	20.1	19.3	0.241	0.290	0.110	0.132	
								50	24	20.1	19.3	0.243	0.292	0.110	0.132	
					Edge 2	132322	1745.0	1	49	20.1	19.3	0.590	0.709	0.281	0.338	
								50	24	20.1	19.3	0.591	0.711	0.281	0.338	

This report shall not be reproduced without the written approval of UL Verification Services Inc.

10.19. LTE Band 71 (20MHz Bandwidth)

Antenna	RF Exposure Conditions	Mode	Power Mode	Dist. (mm)	Test Position	Ch #.	Freq. (MHz)	RB Allocation	RB offset	Power (dBm)		1-g SAR (W/kg)		10-g SAR (W/kg)		Plot No.
										Tune-up Limit	Meas.	Meas.	Scaled	Meas.	Scaled	
ANT1	Head	QPSK	Mode A	0	Left Touch	133297	680.5	1	49	25.7	25.0	0.105	0.123	0.084	0.099	
								50	24	24.7	24.0	0.079	0.093	0.063	0.074	
					Left Tilt	133297	680.5	1	49	25.7	25.0	0.049	0.058	0.040	0.047	
								50	24	24.7	24.0	0.035	0.041	0.029	0.034	
					Right Touch	133297	680.5	1	49	25.7	25.0	0.127	0.149	0.099	0.116	128
								50	24	24.7	24.0	0.101	0.119	0.079	0.093	
					Right Tilt	133297	680.5	1	49	25.7	25.0	0.054	0.063	0.043	0.051	
								50	24	24.7	24.0	0.040	0.047	0.032	0.038	
	Body & Hotspot	QPSK	Mode B	5	Rear	133297	680.5	1	49	25.7	25.0	0.459	0.539	0.270	0.317	129
								50	24	24.7	24.0	0.364	0.428	0.215	0.253	
					Front	133297	680.5	1	49	25.7	25.0	0.239	0.281	0.144	0.169	
								50	24	24.7	24.0	0.190	0.223	0.113	0.133	
	Hotspot	QPSK	Mode B	5	Edge 2	133297	680.5	1	49	25.7	25.0	0.701	0.824	0.453	0.532	130
								50	24	24.7	24.0	0.563	0.661	0.365	0.429	
					Edge 3	133297	680.5	1	49	25.7	25.0	0.266	0.313	0.123	0.145	
								50	24	24.7	24.0	0.219	0.257	0.100	0.117	
					Edge 4	133297	680.5	1	49	25.7	25.0	0.194	0.228	0.125	0.147	
								50	24	24.7	24.0	0.150	0.176	0.097	0.114	

Antenna	RF Exposure Conditions	Mode	Power Mode	Dist. (mm)	Test Position	Ch #.	Freq. (MHz)	RB Allocation	RB offset	Power (dBm)		1-g SAR (W/kg)		10-g SAR (W/kg)		Plot No.
										Tune-up Limit	Meas.	Meas.	Scaled	Meas.	Scaled	
ANT2	Head	QPSK	Mode A	0	Left Touch	133297	680.5	1	49	22.7	22.3	0.432	0.473	0.227	0.248	
								50	24	22.7	22.0	0.437	0.515	0.228	0.268	
					Left Tilt	133297	680.5	1	49	22.7	22.3	0.356	0.389	0.167	0.183	
								50	24	22.7	22.0	0.362	0.426	0.169	0.199	
					Right Touch	133297	680.5	1	49	22.7	22.3	0.694	0.759	0.416	0.455	131
								50	24	22.7	22.0	0.578	0.681	0.348	0.410	
					Right Tilt	133297	680.5	1	49	22.7	22.3	0.309	0.338	0.166	0.182	
								50	24	22.7	22.0	0.301	0.354	0.167	0.197	
	Body & Hotspot	QPSK	Mode B	5	Rear	133297	680.5	1	49	24.7	24.0	0.592	0.696	0.341	0.401	132
								50	24	23.7	22.9	0.473	0.569	0.272	0.327	
					Front	133297	680.5	1	49	24.7	24.0	0.213	0.250	0.148	0.174	
								50	24	23.7	22.9	0.168	0.202	0.116	0.139	
	Hotspot	QPSK	Mode B	5	Edge 1	133297	680.5	1	49	24.7	24.0	0.151	0.177	0.074	0.087	
								50	24	23.7	22.9	0.119	0.143	0.059	0.071	
					Edge 2	133297	680.5	1	49	24.7	24.0	0.162	0.190	0.107	0.126	
								50	24	23.7	22.9	0.125	0.150	0.082	0.099	
					Edge 4	133297	680.5	1	49	24.7	24.0	0.313	0.368	0.207	0.243	
								50	24	23.7	22.9	0.238	0.286	0.158	0.190	

This report shall not be reproduced without the written approval of UL Verification Services Inc.

SAR Testing for 5G Bands was performed in one of two ways:

1.) If the 5G Band has a LTE equivalent Band, such as LTE Band 5 for 5G Band n5; then spot-checks were performed on the worst-case position per Exposure Condition per Antenna. If the Reported SAR Result for the 5G spot-check is ≤ the Reported SAR result of the LTE equivalent Band, then no further testing is required. If the value is more than 10% greater than the LTE equivalent Band, full testing is required.

2.) If there is no LTE equivalent Band supported on this device, then full testing is required for that band.

10.20. 5G NR Band n5 (20MHz Bandwidth)

Antenna	RF Exposure Conditions	Mode	Power Mode	Dist. (mm)	Test Position	Ch #.	Freq. (MHz)	RB Allocation	RB offset	Power (dBm)		1-g SAR (W/kg)		10-g SAR (W/kg)		Plot No.
										Tune-up Limit	Meas.	Meas.	Scaled	Meas.	Scaled	
ANT1	Head	DFT-s-OFDM π/2 BPSK	Mode A	0	Left Touch	167300	836.5	1	52	25.7	25.1	0.137	0.157	0.105	0.121	
								50	25	25.7	25.1	0.116	0.133	0.088	0.101	
					Left Tilt	167300	836.5	1	52	25.7	25.1	0.047	0.054	0.035	0.040	
								50	25	25.7	25.1	0.088	0.101	0.068	0.078	
					Right Touch	167300	836.5	1	52	25.7	25.1	0.186	0.214	0.139	0.160	
								50	25	25.7	25.1	0.214	0.246	0.157	0.180	191
					Right Tilt	167300	836.5	1	52	25.7	25.1	0.088	0.101	0.067	0.077	
								50	25	25.7	25.1	0.087	0.100	0.056	0.064	
	Body & Hotspot	DFT-s-OFDM π/2 BPSK	Mode B	5	Rear	167300	836.5	1	52	24.2	23.6	0.718	0.824	0.394	0.452	192
								50	25	24.2	23.5	0.611	0.718	0.331	0.389	
					Front	167300	836.5	1	52	24.2	23.6	0.388	0.445	0.213	0.245	
								50	25	24.2	23.5	0.348	0.409	0.194	0.228	
	Hotspot	DFT-s-OFDM π/2 BPSK	Mode B	5	Edge 2	167300	836.5	1	52	24.2	23.6	0.379	0.435	0.185	0.212	
								50	25	24.2	23.5	0.364	0.428	0.175	0.206	
					Edge 3	167300	836.5	1	52	24.2	23.6	0.443	0.509	0.197	0.226	
								50	25	24.2	23.5	0.470	0.552	0.204	0.240	
					Edge 4	167300	836.5	1	52	24.2	23.6	0.113	0.130	0.071	0.082	
								50	25	24.2	23.5	0.129	0.152	0.082	0.096	
Antenna	RF Exposure Conditions	Mode	Power Mode	Dist. (mm)	Test Position	Ch #.	Freq. (MHz)	RB Allocation	RB offset	Power (dBm)		1-g SAR (W/kg)		10-g SAR (W/kg)		Plot No.
										Tune-up Limit	Meas.	Meas.	Scaled	Meas.	Scaled	
ANT2	Head	DFT-s-OFDM π/2 BPSK	Mode A	0	Left Touch	167300	836.5	1	52	23.0	22.3	0.486	0.571	0.335	0.394	
								50	25	23.0	22.3	0.489	0.575	0.336	0.395	
					Left Tilt	167300	836.5	1	52	23.0	22.3	0.343	0.403	0.184	0.216	
								50	25	23.0	22.3	0.276	0.324	0.173	0.203	
					Right Touch	167300	836.5	1	52	23.0	22.3	0.747	0.878	0.470	0.552	193
								50	25	23.0	22.3	0.657	0.772	0.402	0.472	
					Right Tilt	167300	836.5	1	52	23.0	22.3	0.357	0.419	0.200	0.235	
								50	25	23.0	22.3	0.378	0.444	0.204	0.240	
	Body & Hotspot	DFT-s-OFDM π/2 BPSK	Mode B	5	Rear	167300	836.5	1	52	24.5	23.9	0.690	0.792	0.438	0.503	194
								50	25	24.5	23.8	0.498	0.585	0.325	0.382	
					Front	167300	836.5	1	52	24.5	23.9	0.247	0.284	0.162	0.186	
								50	25	24.5	23.8	0.237	0.278	0.152	0.179	
	Hotspot	DFT-s-OFDM π/2 BPSK	Mode B	5	Edge 1	167300	836.5	1	52	24.5	23.9	0.188	0.216	0.097	0.111	
								50	25	24.5	23.8	0.129	0.152	0.068	0.080	
					Edge 2	167300	836.5	1	52	24.5	23.9	0.156	0.179	0.097	0.111	
								50	25	24.5	23.8	0.105	0.123	0.066	0.078	
					Edge 4	167300	836.5	1	52	24.5	23.9	0.156	0.179	0.099	0.114	
								50	25	24.5	23.8	0.123	0.145	0.078	0.092	

This report shall not be reproduced without the written approval of UL Verification Services Inc.

10.21. 5G NR Band n7 (40MHz Bandwidth)

Antenna	RF Exposure Conditions	Mode	Power Mode	Dist. (mm)	Test Position	Ch #.	Freq. (MHz)	RB Allocation	RB offset	Power (dBm)		1-g SAR (W/kg)		10-g SAR (W/kg)		Plot No.
										Tune-up Limit	Meas.	Meas.	Scaled	Meas.	Scaled	
ANT1	Head	DFT-s-OFDM π/2 BPSK	Mode A	0	Left Touch	507000	2535.0	1	107	25.7	25.3	0.144	0.158	0.081	0.088	
								108	54	25.7	25.2	0.196	0.220	0.111	0.125	
					Left Tilt	507000	2535.0	1	107	25.7	25.3	0.159	0.174	0.077	0.085	
								108	54	25.7	25.2	0.164	0.184	0.081	0.091	
					Right Touch	507000	2535.0	1	107	25.7	25.3	0.344	0.377	0.173	0.190	195
								108	54	25.7	25.2	0.322	0.361	0.163	0.183	
					Right Tilt	507000	2535.0	1	107	25.7	25.3	0.118	0.129	0.062	0.068	
								108	54	25.7	25.2	0.098	0.110	0.054	0.060	
	Body & Hotspot	DFT-s-OFDM π/2 BPSK	Mode B	5	Rear	507000	2535.0	1	107	20.0	19.5	0.499	0.560	0.219	0.246	
								108	54	20.0	19.5	0.568	0.637	0.240	0.269	196
					Front	507000	2535.0	1	107	20.0	19.5	0.342	0.384	0.147	0.165	
								108	54	20.0	19.5	0.344	0.386	0.151	0.169	
	Hotspot	DFT-s-OFDM π/2 BPSK	Mode B	5	Edge 2	507000	2535.0	1	107	20.0	19.5	0.737	0.827	0.299	0.335	
								108	54	20.0	19.5	0.810	0.909	0.325	0.365	197
					Edge 3	507000	2535.0	1	107	20.0	19.5	0.296	0.332	0.122	0.137	
								108	54	20.0	19.5	0.295	0.331	0.121	0.136	
					Edge 4	507000	2535.0	1	107	20.0	19.5	0.023	0.026	0.013	0.014	
								108	54	20.0	19.5	0.024	0.026	0.013	0.015	

Antenna	RF Exposure Conditions	Mode	Power Mode	Dist. (mm)	Test Position	Ch #.	Freq. (MHz)	RB Allocation	RB offset	Power (dBm)		1-g SAR (W/kg)		10-g SAR (W/kg)		Plot No.
										Tune-up Limit	Meas.	Meas.	Scaled	Meas.	Scaled	
ANT2	Head	DFT-s-OFDM π/2 BPSK	Mode A	0	Left Touch	507000	2535.0	1	107	18.9	18.1	0.306	0.368	0.119	0.143	
								108	54	18.9	18.1	0.319	0.384	0.123	0.148	
					Left Tilt	507000	2535.0	1	107	18.9	18.1	0.364	0.438	0.136	0.164	
								108	54	18.9	18.1	0.306	0.368	0.115	0.138	
					Right Touch	507000	2535.0	1	107	18.9	18.1	0.721	0.867	0.276	0.332	198
								108	54	18.9	18.1	0.711	0.855	0.288	0.346	
					Right Tilt	507000	2535.0	1	107	18.9	18.1	0.598	0.719	0.234	0.281	
								108	54	18.9	18.1	0.578	0.695	0.225	0.271	
	Body & Hotspot	DFT-s-OFDM π/2 BPSK	Mode B	5	Rear	507000	2535.0	1	107	20.2	19.4	0.761	0.915	0.299	0.359	
								108	54	20.2	19.5	0.784	0.921	0.306	0.360	199
					Front	507000	2535.0	1	107	20.2	19.4	0.511	0.614	0.200	0.240	
								108	54	20.2	19.5	0.546	0.641	0.211	0.248	
	Hotspot	DFT-s-OFDM π/2 BPSK	Mode B	5	Edge 1	507000	2535.0	1	107	20.2	19.4	0.380	0.457	0.144	0.173	
								108	54	20.2	19.5	0.351	0.412	0.133	0.156	
					Edge 2	507000	2535.0	1	107	20.2	19.4	0.027	0.032	0.013	0.016	
								108	54	20.2	19.5	0.020	0.023	0.009	0.011	
					Edge 4	507000	2535.0	1	107	20.2	19.4	0.647	0.778	0.266	0.320	
								108	54	20.2	19.5	0.603	0.708	0.249	0.293	

Antenna	RF Exposure Conditions	Mode	Power Mode	Dist. (mm)	Test Position	Ch #.	Freq. (MHz)	RB Allocation	RB offset	Power (dBm)		1-g SAR (W/kg)		10-g SAR (W/kg)		Plot No.
										Tune-up Limit	Meas.	Meas.	Scaled	Meas.	Scaled	
ANT3	Head	DFT-s-OFDM π/2 BPSK	Mode A	0	Left Touch	507000	2535.0	1	107	23.8	23.5	0.406	0.435	0.212	0.227	200
								108	54	23.8	23.5	0.382	0.409	0.201	0.215	
					Left Tilt	507000	2535.0	1	107	23.8	23.5	0.188	0.201	0.097	0.104	
								108	54	23.8	23.5	0.173	0.185	0.090	0.096	
					Right Touch	507000	2535.0	1	107	23.8	23.5	0.232	0.249	0.128	0.137	
								108	54	23.8	23.5	0.283	0.303	0.156	0.167	
					Right Tilt	507000	2535.0	1	107	23.8	23.5	0.254	0.272	0.128	0.137	
								108	54	23.8	23.5	0.259	0.278	0.135	0.145	
	Body & Hotspot	DFT-s-OFDM π/2 BPSK	Mode B	5	Rear	507000	2535.0	1	107	19.2	18.7	0.628	0.705	0.324	0.364	
								108	54	19.2	18.7	0.647	0.726	0.338	0.379	201
					Front	507000	2535.0	1	107	19.2	18.7	0.286	0.321	0.153	0.172	
								108	54	19.2	18.7	0.279	0.313	0.146	0.164	
	Hotspot	DFT-s-OFDM π/2 BPSK	Mode B	5	Edge 3	507000	2535.0	1	107	19.2	18.7	0.165	0.185	0.066	0.074	
								108	54	19.2	18.7	0.134	0.150	0.053	0.059	
					Edge 4	507000	2535.0	1	107	19.2	18.7	0.833	0.935	0.369	0.414	202
								108	54	19.2	18.7	0.823	0.923	0.365	0.410	

Antenna	RF Exposure Conditions	Mode	Power Mode	Dist. (mm)	Test Position	Ch #.	Freq. (MHz)	RB Allocation	RB offset	Power (dBm)		1-g SAR (W/kg)		10-g SAR (W/kg)		Plot No.
										Tune-up Limit	Meas.	Meas.	Scaled	Meas.	Scaled	
ANT4	Head	DFT-s-OFDM π/2 BPSK	Mode A	0	Left Touch	507000	2535.0	1	107	17.8	17.5	0.819	0.878	0.395	0.423	
								108	54	17.8	17.5	0.870	0.932	0.415	0.445	203
					Left Tilt	507000	2535.0	1	107	17.8	17.5	0.399	0.428	0.217	0.233	
								108	54	17.8	17.5	0.417	0.447	0.223	0.239	
					Right Touch	507000	2535.0	1	107	17.8	17.5	0.273	0.293	0.152	0.163	
								108	54	17.8	17.5	0.257	0.275	0.143	0.153	
					Right Tilt	507000	2535.0	1	107	17.8	17.5	0.122	0.131	0.065	0.069	
								108	54	17.8	17.5	0.115	0.123	0.061	0.066	
	Body & Hotspot	DFT-s-OFDM π/2 BPSK	Mode B	5	Rear	507000	2535.0	1	107	17.6	17.1	0.507	0.569	0.250	0.281	204
								108	54	17.6	17.1	0.451	0.506	0.221	0.248	
					Front	507000	2535.0	1	107	17.6	17.1	0.252	0.283	0.118	0.132	
								108	54	17.6	17.1	0.303	0.340	0.143	0.160	
	Hotspot	DFT-s-OFDM π/2 BPSK	Mode B	5	Edge 1	507000	2535.0	1	107	17.6	17.1	0.107	0.120	0.040	0.045	
								108	54	17.6	17.1	0.110	0.123	0.041	0.046	
					Edge 2	507000	2535.0	1	107	17.6	17.1	0.716	0.803	0.296	0.332	
								108	54	17.6	17.1	0.740	0.830	0.303	0.340	205

This report shall not be reproduced without the written approval of UL Verification Services Inc.

10.22. 5G NR Band n12 (15MHz Bandwidth)

Antenna	RF Exposure Conditions	Mode	Power Mode	Dist. (mm)	Test Position	Ch #.	Freq. (MHz)	RB Allocation	RB offset	Power (dBm)		1-g SAR (W/kg)		10-g SAR (W/kg)		Plot No.
										Tune-up Limit	Meas.	Meas.	Scaled	Meas.	Scaled	
ANT1	Head	DFT-s-OFDM π/2 BPSK	Mode A	0	Left Touch	141500	707.5	1	39	25.7	25.2	0.160	0.180	0.126	0.141	206
								36	18	25.7	25.1	0.147	0.169	0.115	0.132	
					Left Tilt	141500	707.5	1	39	25.7	25.2	0.098	0.110	0.078	0.088	
								36	18	25.7	25.1	0.072	0.083	0.058	0.067	
					Right Touch	141500	707.5	1	39	25.7	25.2	0.142	0.159	0.113	0.127	
								36	18	25.7	25.1	0.138	0.158	0.109	0.125	
					Right Tilt	141500	707.5	1	39	25.7	25.2	0.069	0.078	0.056	0.063	
								36	18	25.7	25.1	0.064	0.074	0.052	0.060	
	Body & Hotspot	DFT-s-OFDM π/2 BPSK	Mode B	5	Rear	141500	707.5	1	39	24.9	24.2	0.731	0.859	0.379	0.445	207
								36	18	24.9	24.2	0.719	0.845	0.372	0.437	
					Front	141500	707.5	1	39	24.9	24.2	0.297	0.349	0.170	0.200	
								36	18	24.9	24.2	0.290	0.341	0.165	0.194	
	Hotspot	DFT-s-OFDM π/2 BPSK	Mode B	5	Edge 2	141500	707.5	1	39	24.9	24.2	0.544	0.639	0.358	0.421	
								36	18	24.9	24.2	0.553	0.650	0.361	0.424	
					Edge 3	141500	707.5	1	39	24.9	24.2	0.284	0.334	0.125	0.147	
								36	18	24.9	24.2	0.316	0.371	0.135	0.159	
					Edge 4	141500	707.5	1	39	24.9	24.2	0.230	0.270	0.149	0.175	
								36	18	24.9	24.2	0.232	0.273	0.150	0.176	

Antenna	RF Exposure Conditions	Mode	Power Mode	Dist. (mm)	Test Position	Ch #.	Freq. (MHz)	RB Allocation	RB offset	Power (dBm)		1-g SAR (W/kg)		10-g SAR (W/kg)		Plot No.
										Tune-up Limit	Meas.	Meas.	Scaled	Meas.	Scaled	
ANT2	Head	DFT-s-OFDM π/2 BPSK	Mode A	0	Left Touch	141500	707.5	1	39	23.5	23.2	0.469	0.503	0.297	0.318	
								36	18	23.5	23.2	0.480	0.514	0.286	0.306	
					Left Tilt	141500	707.5	1	39	23.5	23.2	0.385	0.413	0.217	0.233	
								36	18	23.5	23.2	0.405	0.434	0.210	0.225	
					Right Touch	141500	707.5	1	39	23.5	23.2	0.777	0.833	0.478	0.512	
								36	18	23.5	23.2	0.802	0.859	0.473	0.507	208
					Right Tilt	141500	707.5	1	39	23.5	23.2	0.478	0.512	0.249	0.267	
								36	18	23.5	23.2	0.493	0.528	0.252	0.270	
	Body & Hotspot	DFT-s-OFDM π/2 BPSK	Mode B	5	Rear	141500	707.5	1	39	24.7	24.0	0.427	0.502	0.274	0.322	
								36	18	24.7	24.0	0.453	0.532	0.295	0.347	209
					Front	141500	707.5	1	39	24.7	24.0	0.245	0.288	0.154	0.181	
								36	18	24.7	24.0	0.243	0.286	0.153	0.180	
	Hotspot	DFT-s-OFDM π/2 BPSK	Mode B	5	Edge 1	141500	707.5	1	39	24.7	24.0	0.148	0.174	0.076	0.089	
								36	18	24.7	24.0	0.153	0.180	0.078	0.092	
					Edge 2	141500	707.5	1	39	24.7	24.0	0.202	0.237	0.130	0.153	
								36	18	24.7	24.0	0.181	0.213	0.118	0.139	
					Edge 4	141500	707.5	1	39	24.7	24.0	0.349	0.410	0.226	0.266	
								36	18	24.7	24.0	0.304	0.357	0.197	0.231	

This report shall not be reproduced without the written approval of UL Verification Services Inc.

10.23. 5G NR Band n14 (10MHz Bandwidth)

Antenna	RF Exposure Conditions	Mode	Power Mode	Dist. (mm)	Test Position	Ch #.	Freq. (MHz)	RB Allocation	RB offset	Power (dBm)		1-g SAR (W/kg)		10-g SAR (W/kg)		Plot No.
										Tune-up Limit	Meas.	Meas.	Scaled	Meas.	Scaled	
ANT1	Head	DFT-s-OFDM π/2 BPSK	Mode A	0	Left Touch	158600	793.0	1	25	25.7	25.2	0.101	0.113	0.079	0.089	
								25	12	25.7	25.0	0.107	0.126	0.085	0.100	
					Left Tilt	158600	793.0	1	25	25.7	25.2	0.066	0.074	0.053	0.059	
								25	12	25.7	25.0	0.068	0.080	0.054	0.063	
					Right Touch	158600	793.0	1	25	25.7	25.2	0.135	0.151	0.106	0.119	
								25	12	25.7	25.0	0.148	0.174	0.114	0.134	210
					Right Tilt	158600	793.0	1	25	25.7	25.2	0.071	0.080	0.056	0.063	
								25	12	25.7	25.0	0.073	0.086	0.058	0.068	
	Body & Hotspot	DFT-s-OFDM π/2 BPSK	Mode B	5	Rear	158600	793.0	1	25	24.1	23.5	0.679	0.780	0.340	0.390	211
								25	12	24.1	23.4	0.608	0.714	0.306	0.360	
					Front	158600	793.0	1	25	24.1	23.5	0.267	0.307	0.144	0.165	
								25	12	24.1	23.4	0.288	0.338	0.151	0.177	
	Hotspot	DFT-s-OFDM π/2 BPSK	Mode B	5	Edge 2	158600	793.0	1	25	24.1	23.5	0.297	0.341	0.195	0.224	
								25	12	24.1	23.4	0.355	0.417	0.226	0.266	
					Edge 3	158600	793.0	1	25	24.1	23.5	0.353	0.405	0.155	0.178	
								25	12	24.1	23.4	0.393	0.462	0.167	0.196	
					Edge 4	158600	793.0	1	25	24.1	23.5	0.085	0.098	0.054	0.062	
								25	12	24.1	23.4	0.089	0.105	0.057	0.067	

Antenna	RF Exposure Conditions	Mode	Power Mode	Dist. (mm)	Test Position	Ch #.	Freq. (MHz)	RB Allocation	RB offset	Power (dBm)		1-g SAR (W/kg)		10-g SAR (W/kg)		Plot No.
										Tune-up Limit	Meas.	Meas.	Scaled	Meas.	Scaled	
ANT2	Head	DFT-s-OFDM π/2 BPSK	Mode A	0	Left Touch	158600	793.0	1	25	22.8	22.4	0.443	0.486	0.276	0.303	
								25	12	22.8	22.3	0.398	0.447	0.263	0.295	
					Left Tilt	158600	793.0	1	25	22.8	22.4	0.326	0.357	0.190	0.208	
								25	12	22.8	22.3	0.398	0.447	0.194	0.218	
					Right Touch	158600	793.0	1	25	22.8	22.4	0.743	0.815	0.441	0.484	212
								25	12	22.8	22.3	0.692	0.776	0.420	0.471	
					Right Tilt	158600	793.0	1	25	22.8	22.4	0.371	0.407	0.194	0.213	
								25	12	22.8	22.3	0.371	0.416	0.191	0.214	
	Body & Hotspot	DFT-s-OFDM π/2 BPSK	Mode B	5	Rear	158600	793.0	1	25	24.7	24.3	0.741	0.812	0.460	0.504	213
								25	12	24.7	24.3	0.667	0.731	0.413	0.453	
					Front	158600	793.0	1	25	24.7	24.3	0.285	0.312	0.186	0.204	
								25	12	24.7	24.3	0.295	0.323	0.192	0.211	
	Hotspot	DFT-s-OFDM π/2 BPSK	Mode B	5	Edge 1	158600	793.0	1	25	24.7	24.3	0.217	0.238	0.115	0.126	
								25	12	24.7	24.3	0.223	0.245	0.114	0.125	
					Edge 2	158600	793.0	1	25	24.7	24.3	0.228	0.250	0.145	0.159	
								25	12	24.7	24.3	0.219	0.240	0.142	0.156	
					Edge 4	158600	793.0	1	25	24.7	24.3	0.244	0.268	0.155	0.170	
								25	12	24.7	24.3	0.219	0.240	0.142	0.156	

This report shall not be reproduced without the written approval of UL Verification Services Inc.

10.24. 5G NR Band n25 (40MHz Bandwidth)

Antenna	RF Exposure Conditions	Mode	Power Mode	Dist. (mm)	Test Position	Ch #.	Freq. (MHz)	RB Allocation	RB offset	Power (dBm)		1-g SAR (W/kg)		10-g SAR (W/kg)		Plot No.
										Tune-up Limit	Meas.	Meas.	Scaled	Meas.	Scaled	
ANT1	Head	DFT-s-OFDM π/2 BPSK	Mode A	0	Left Touch	376500	1882.5	1	107	25.7	25.2	0.119	0.134	0.078	0.088	
								108	54	25.7	25.1	0.120	0.138	0.079	0.091	
					Left Tilt	376500	1882.5	1	107	25.7	25.2	0.110	0.123	0.066	0.074	
								108	54	25.7	25.1	0.100	0.115	0.061	0.070	
					Right Touch	376500	1882.5	1	107	25.7	25.2	0.289	0.324	0.179	0.201	214
								108	54	25.7	25.1	0.261	0.300	0.163	0.187	
					Right Tilt	376500	1882.5	1	107	25.7	25.2	0.086	0.096	0.055	0.062	
								108	54	25.7	25.1	0.081	0.093	0.052	0.060	
	Body & Hotspot	DFT-s-OFDM π/2 BPSK	Mode B	5	Rear	376500	1882.5	1	107	20.9	20.3	0.800	0.919	0.361	0.414	215
								108	54	20.9	20.3	0.759	0.871	0.349	0.401	
					Front	376500	1882.5	1	107	20.9	20.3	0.267	0.307	0.146	0.168	
								108	54	20.9	20.3	0.295	0.339	0.161	0.185	
	Hotspot	DFT-s-OFDM π/2 BPSK	Mode B	5	Edge 2	376500	1882.5	1	107	20.9	20.3	0.591	0.679	0.276	0.317	
								108	54	20.9	20.3	0.636	0.730	0.296	0.340	
					Edge 3	376500	1882.5	1	107	20.9	20.3	0.207	0.238	0.104	0.119	
								108	54	20.9	20.3	0.203	0.233	0.102	0.117	
					Edge 4	376500	1882.5	1	107	20.9	20.3	0.018	0.020	0.009	0.010	
								108	54	20.9	20.3	0.019	0.022	0.011	0.012	

Antenna	RF Exposure Conditions	Mode	Power Mode	Dist. (mm)	Test Position	Ch #.	Freq. (MHz)	RB Allocation	RB offset	Power (dBm)		1-g SAR (W/kg)		10-g SAR (W/kg)		Plot No.
										Tune-up Limit	Meas.	Meas.	Scaled	Meas.	Scaled	
ANT2	Head	DFT-s-OFDM π/2 BPSK	Mode A	0	Left Touch	376500	1882.5	1	107	20.6	20.1	0.198	0.222	0.128	0.144	
								108	54	20.6	20.1	0.227	0.255	0.145	0.163	
					Left Tilt	376500	1882.5	1	107	20.6	20.1	0.155	0.174	0.090	0.101	
								108	54	20.6	20.1	0.219	0.246	0.124	0.139	
					Right Touch	376500	1882.5	1	107	20.6	20.1	0.788	0.884	0.456	0.512	
								108	54	20.6	20.1	0.821	0.921	0.469	0.526	216
					Right Tilt	376500	1882.5	1	107	20.6	20.1	0.619	0.695	0.307	0.344	
								108	54	20.6	20.1	0.620	0.696	0.309	0.347	
	Body & Hotspot	DFT-s-OFDM π/2 BPSK	Mode B	5	Rear	376500	1882.5	1	107	20.7	20.1	0.781	0.897	0.364	0.418	217
								108	54	20.7	20.1	0.765	0.878	0.360	0.413	
					Front	376500	1882.5	1	107	20.7	20.1	0.344	0.395	0.182	0.209	
								108	54	20.7	20.1	0.362	0.416	0.189	0.217	
	Hotspot	DFT-s-OFDM π/2 BPSK	Mode B	5	Edge 1	376500	1882.5	1	107	20.7	20.1	0.325	0.373	0.132	0.152	
								108	54	20.7	20.1	0.308	0.354	0.126	0.145	
					Edge 2	376500	1882.5	1	107	20.7	20.1	0.013	0.015	0.006	0.007	
								108	54	20.7	20.1	0.012	0.014	0.006	0.007	
					Edge 4	376500	1882.5	1	107	20.7	20.1	0.558	0.641	0.283	0.325	
								108	54	20.7	20.1	0.551	0.633	0.280	0.321	

Antenna	RF Exposure Conditions	Mode	Power Mode	Dist. (mm)	Test Position	Ch #.	Freq. (MHz)	RB Allocation	RB offset	Power (dBm)		1-g SAR (W/kg)		10-g SAR (W/kg)		Plot No.
										Tune-up Limit	Meas.	Meas.	Scaled	Meas.	Scaled	
ANT3	Head	DFT-s-OFDM π/2 BPSK	Mode A	0	Left Touch	376500	1882.5	1	107	23.5	22.9	0.344	0.395	0.209	0.240	
								108	54	23.5	22.9	0.373	0.428	0.224	0.257	218
					Left Tilt	376500	1882.5	1	107	23.5	22.9	0.133	0.153	0.079	0.091	
								108	54	23.5	22.9	0.137	0.157	0.081	0.093	
					Right Touch	376500	1882.5	1	107	23.5	22.9	0.208	0.239	0.131	0.150	
								108	54	23.5	22.9	0.188	0.216	0.118	0.135	
					Right Tilt	376500	1882.5	1	107	23.5	22.9	0.134	0.154	0.078	0.090	
								108	54	23.5	22.9	0.128	0.147	0.076	0.087	
	Body & Hotspot	DFT-s-OFDM π/2 BPSK	Mode B	5	Rear	376500	1882.5	1	107	19.9	19.2	0.563	0.661	0.313	0.368	219
								108	54	19.9	19.2	0.542	0.637	0.317	0.372	
					Front	376500	1882.5	1	107	19.9	19.2	0.470	0.552	0.270	0.317	
								108	54	19.9	19.2	0.375	0.441	0.210	0.247	
	Hotspot	DFT-s-OFDM π/2 BPSK	Mode B	5	Edge 3	376500	1882.5	1	107	19.9	19.2	0.285	0.335	0.148	0.174	
								108	54	19.9	19.2	0.280	0.329	0.141	0.166	
					Edge 4	376500	1882.5	1	107	19.9	19.2	0.727	0.854	0.371	0.436	220
								108	54	19.9	19.2	0.666	0.782	0.345	0.405	

Antenna	RF Exposure Conditions	Mode	Power Mode	Dist. (mm)	Test Position	Ch #.	Freq. (MHz)	RB Allocation	RB offset	Power (dBm)		1-g SAR (W/kg)		10-g SAR (W/kg)		Plot No.
										Tune-up Limit	Meas.	Meas.	Scaled	Meas.	Scaled	
ANT4	Head	DFT-s-OFDM π/2 BPSK	Mode A	0	Left Touch	376500	1882.5	1	107	19.4	18.9	0.720	0.808	0.397	0.445	
								108	54	19.4	18.9	0.764	0.857	0.416	0.467	221
					Left Tilt	376500	1882.5	1	107	19.4	18.9	0.422	0.473	0.210	0.236	
								108	54	19.4	18.9	0.411	0.461	0.209	0.235	
					Right Touch	376500	1882.5	1	107	19.4	18.9	0.218	0.245	0.132	0.148	
								108	54	19.4	18.9	0.191	0.214	0.113	0.127	
					Right Tilt	376500	1882.5	1	107	19.4	18.9	0.156	0.175	0.090	0.101	
								108	54	19.4	18.9	0.146	0.164	0.084	0.094	
	Body & Hotspot	DFT-s-OFDM π/2 BPSK	Mode B	5	Rear	376500	1882.5	1	107	20.2	19.8	0.475	0.521	0.253	0.277	
								108	54	20.2	19.8	0.588	0.645	0.321	0.352	222
					Front	376500	1882.5	1	107	20.2	19.8	0.352	0.386	0.195	0.214	
								108	54	20.2	19.8	0.387	0.424	0.210	0.230	
	Hotspot	DFT-s-OFDM π/2 BPSK	Mode B	5	Edge 1	376500	1882.5	1	107	20.2	19.8	0.189	0.207	0.085	0.093	
								108	54	20.2	19.8	0.163	0.179	0.075	0.082	
					Edge 2	376500	1882.5	1	107	20.2	19.8	0.825	0.905	0.402	0.441	223
								108	54	20.2	19.8	0.788	0.864	0.382	0.419	

This report shall not be reproduced without the written approval of UL Verification Services Inc.

10.25. 5G NR Band n26 (20MHz Bandwidth)

Antenna	RF Exposure Conditions	Mode	Power Mode	Dist. (mm)	Test Position	Ch #.	Freq. (MHz)	RB Allocation	RB offset	Power (dBm)		1-g SAR (W/kg)		10-g SAR (W/kg)		Plot No.
										Tune-up Limit	Meas.	Meas.	Scaled	Meas.	Scaled	
ANT1	Head	DFT-s-OFDM π/2 BPSK	Mode A	0	Left Touch	166300	831.5	1	25	25.7	25.3	0.180	0.197	0.134	0.147	
								25	12	25.7	25.1	0.160	0.184	0.121	0.139	
					Left Tilt	166300	831.5	1	25	25.7	25.3	0.091	0.100	0.070	0.077	
								25	12	25.7	25.1	0.089	0.102	0.069	0.079	
					Right Touch	166300	831.5	1	25	25.7	25.3	0.129	0.141	0.099	0.109	
								25	12	25.7	25.1	0.199	0.228	0.150	0.172	224
					Right Tilt	166300	831.5	1	25	25.7	25.3	0.093	0.102	0.070	0.077	
								25	12	25.7	25.1	0.096	0.110	0.073	0.084	
	Body & Hotspot	DFT-s-OFDM π/2 BPSK	Mode B	5	Rear	166300	831.5	1	25	24.2	23.7	0.734	0.824	0.404	0.453	
								25	12	24.2	23.7	0.756	0.848	0.412	0.462	225
					Front	166300	831.5	1	25	24.2	23.7	0.333	0.374	0.186	0.209	
								25	12	24.2	23.7	0.402	0.451	0.228	0.256	
	Hotspot	DFT-s-OFDM π/2 BPSK	Mode B	5	Edge 2	166300	831.5	1	25	24.2	23.7	0.438	0.491	0.207	0.232	
								25	12	24.2	23.7	0.491	0.551	0.242	0.272	
					Edge 3	166300	831.5	1	25	24.2	23.7	0.448	0.503	0.197	0.221	
								25	12	24.2	23.7	0.478	0.536	0.217	0.243	
					Edge 4	166300	831.5	1	25	24.2	23.7	0.127	0.142	0.081	0.091	
								25	12	24.2	23.7	0.169	0.190	0.108	0.121	

Antenna	RF Exposure Conditions	Mode	Power Mode	Dist. (mm)	Test Position	Ch #.	Freq. (MHz)	RB Allocation	RB offset	Power (dBm)		1-g SAR (W/kg)		10-g SAR (W/kg)		Plot No.
										Tune-up Limit	Meas.	Meas.	Scaled	Meas.	Scaled	
ANT2	Head	DFT-s-OFDM π/2 BPSK	Mode A	0	Left Touch	166300	831.5	1	25	23.0	22.7	0.486	0.521	0.304	0.326	
								25	12	23.0	22.6	0.399	0.437	0.282	0.309	
					Left Tilt	166300	831.5	1	25	23.0	22.7	0.361	0.387	0.191	0.205	
								25	12	23.0	22.6	0.356	0.390	0.192	0.211	
					Right Touch	166300	831.5	1	25	23.0	22.7	0.671	0.719	0.420	0.450	226
								25	12	23.0	22.6	0.651	0.714	0.409	0.448	
					Right Tilt	166300	831.5	1	25	23.0	22.7	0.429	0.460	0.237	0.254	
								25	12	23.0	22.6	0.390	0.428	0.212	0.232	
	Body & Hotspot	DFT-s-OFDM π/2 BPSK	Mode B	5	Rear	166300	831.5	1	25	24.5	24.3	0.764	0.800	0.486	0.509	227
								25	12	24.5	24.3	0.709	0.742	0.438	0.459	
					Front	166300	831.5	1	25	24.5	24.3	0.284	0.297	0.183	0.192	
								25	12	24.5	24.3	0.328	0.343	0.213	0.223	
	Hotspot	DFT-s-OFDM π/2 BPSK	Mode B	5	Edge 1	166300	831.5	1	25	24.5	24.3	0.174	0.182	0.092	0.096	
								25	12	24.5	24.3	0.257	0.269	0.135	0.141	
					Edge 2	166300	831.5	1	25	24.5	24.3	0.211	0.221	0.132	0.138	
								25	12	24.5	24.3	0.247	0.259	0.155	0.162	
					Edge 4	166300	831.5	1	25	24.5	24.3	0.154	0.161	0.098	0.103	
								25	12	24.5	24.3	0.203	0.213	0.128	0.134	

This report shall not be reproduced without the written approval of UL Verification Services Inc.

10.26. 5G NR Band n30 (10MHz Bandwidth)

Antenna	RF Exposure Conditions	Mode	Power Mode	Dist. (mm)	Test Position	Ch #.	Freq. (MHz)	RB Allocation	RB offset	Power (dBm)		1-g SAR (W/kg)		10-g SAR (W/kg)		Plot No.
										Tune-up Limit	Meas.	Meas.	Scaled	Meas.	Scaled	
ANT1	Head	DFT-s-OFDM π/2 BPSK	Mode A	0	Left Touch	462000	2310.0	1	25	25.2	25.2	0.178	0.178	0.105	0.105	
								25	12	25.2	25.1	0.166	0.170	0.101	0.103	
					Left Tilt	462000	2310.0	1	25	25.2	25.2	0.217	0.217	0.121	0.121	228
								25	12	25.2	25.1	0.192	0.196	0.108	0.111	
					Right Touch	462000	2310.0	1	25	25.2	25.2	0.106	0.106	0.061	0.061	
								25	12	25.2	25.1	0.091	0.094	0.051	0.052	
					Right Tilt	462000	2310.0	1	25	25.2	25.2	0.159	0.159	0.091	0.091	
								25	12	25.2	25.1	0.143	0.146	0.081	0.083	
	Body & Hotspot	DFT-s-OFDM π/2 BPSK	Mode B	5	Rear	462000	2310.0	1	25	20.0	19.5	0.513	0.576	0.222	0.249	229
								25	12	20.0	19.4	0.481	0.552	0.212	0.243	
					Front	462000	2310.0	1	25	20.0	19.5	0.469	0.526	0.220	0.247	
								25	12	20.0	19.4	0.491	0.564	0.230	0.264	
	Hotspot	DFT-s-OFDM π/2 BPSK	Mode B	5	Edge 2	462000	2310.0	1	25	20.0	19.5	0.776	0.871	0.331	0.371	
								25	12	20.0	19.4	0.778	0.893	0.332	0.381	230
					Edge 3	462000	2310.0	1	25	20.0	19.5	0.242	0.272	0.105	0.118	
								25	12	20.0	19.4	0.259	0.297	0.111	0.127	
					Edge 4	462000	2310.0	1	25	20.0	19.5	0.040	0.045	0.019	0.021	
								25	12	20.0	19.4	0.037	0.043	0.018	0.021	
Antenna	RF Exposure Conditions	Mode	Power Mode	Dist. (mm)	Test Position	Ch #.	Freq. (MHz)	RB Allocation	RB offset	Power (dBm)		1-g SAR (W/kg)		10-g SAR (W/kg)		Plot No.
										Tune-up Limit	Meas.	Meas.	Scaled	Meas.	Scaled	
ANT2	Head	DFT-s-OFDM π/2 BPSK	Mode A	0	Left Touch	462000	2310.0	1	25	17.0	16.5	0.562	0.631	0.228	0.256	
								25	12	17.0	16.4	0.556	0.638	0.226	0.259	
					Left Tilt	462000	2310.0	1	25	17.0	16.5	0.635	0.712	0.253	0.284	
								25	12	17.0	16.4	0.622	0.714	0.248	0.285	
					Right Touch	462000	2310.0	1	25	17.0	16.5	0.739	0.829	0.301	0.338	231
								25	12	17.0	16.4	0.713	0.819	0.291	0.334	
					Right Tilt	462000	2310.0	1	25	17.0	16.5	0.638	0.716	0.249	0.279	
								25	12	17.0	16.4	0.613	0.704	0.240	0.276	
	Body & Hotspot	DFT-s-OFDM π/2 BPSK	Mode B	5	Rear	462000	2310.0	1	25	18.6	18.4	0.859	0.899	0.345	0.361	
								25	12	18.6	18.4	0.882	0.924	0.352	0.369	232
					Front	462000	2310.0	1	25	18.6	18.4	0.456	0.477	0.189	0.198	
								25	12	18.6	18.4	0.446	0.467	0.185	0.194	
	Hotspot	DFT-s-OFDM π/2 BPSK	Mode B	5	Edge 1	462000	2310.0	1	25	18.6	18.4	0.614	0.643	0.230	0.241	
								25	12	18.6	18.4	0.583	0.610	0.219	0.229	
					Edge 2	462000	2310.0	1	25	18.6	18.4	0.025	0.026	0.014	0.015	
								25	12	18.6	18.4	0.018	0.019	0.008	0.009	
					Edge 4	462000	2310.0	1	25	18.6	18.4	0.636	0.666	0.298	0.312	
								25	12	18.6	18.4	0.549	0.575	0.260	0.272	
Antenna	RF Exposure Conditions	Mode	Power Mode	Dist. (mm)	Test Position	Ch #.	Freq. (MHz)	RB Allocation	RB offset	Power (dBm)		1-g SAR (W/kg)		10-g SAR (W/kg)		Plot No.
										Tune-up Limit	Meas.	Meas.	Scaled	Meas.	Scaled	
ANT3	Head	DFT-s-OFDM π/2 BPSK	Mode A	0	Left Touch	462000	2310.0	1	25	23.6	23.1	0.404	0.453	0.223	0.250	
								25	12	23.6	23.1	0.426	0.478	0.240	0.269	233
					Left Tilt	462000	2310.0	1	25	23.6	23.1	0.132	0.148	0.075	0.084	
								25	12	23.6	23.1	0.149	0.167	0.085	0.095	
					Right Touch	462000	2310.0	1	25	23.6	23.1	0.196	0.220	0.116	0.130	
								25	12	23.6	23.1	0.177	0.199	0.104	0.117	
					Right Tilt	462000	2310.0	1	25	23.6	23.1	0.222	0.249	0.122	0.137	
								25	12	23.6	23.1	0.230	0.258	0.122	0.137	
	Body & Hotspot	DFT-s-OFDM π/2 BPSK	Mode B	5	Rear	462000	2310.0	1	25	19.9	19.4	0.761	0.854	0.415	0.466	234
								25	12	19.9	19.4	0.728	0.817	0.400	0.449	
					Front	462000	2310.0	1	25	19.9	19.4	0.561	0.629	0.276	0.310	
								25	12	19.9	19.4	0.614	0.689	0.308	0.346	
	Hotspot	DFT-s-OFDM π/2 BPSK	Mode B	5	Edge 3	462000	2310.0	1	25	19.9	19.4	0.160	0.180	0.082	0.092	
								25	12	19.9	19.4	0.162	0.182	0.084	0.094	
					Edge 4	462000	2310.0	1	25	19.9	19.4	0.803	0.901	0.373	0.419	235
								25	12	19.9	19.4	0.752	0.844	0.348	0.390	
Antenna	RF Exposure Conditions	Mode	Power Mode	Dist. (mm)	Test Position	Ch #.	Freq. (MHz)	RB Allocation	RB offset	Power (dBm)		1-g SAR (W/kg)		10-g SAR (W/kg)		Plot No.
										Tune-up Limit	Meas.	Meas.	Scaled	Meas.	Scaled	
ANT4	Head	DFT-s-OFDM π/2 BPSK	Mode A	0	Left Touch	462000	2310.0	1	25	20.3	19.7	0.715	0.821	0.359	0.412	236
								25	12	20.3	19.7	0.617	0.708	0.311	0.357	
					Left Tilt	462000	2310.0	1	25	20.3	19.7	0.528	0.606	0.256	0.294	
								25	12	20.3	19.7	0.486	0.558	0.235	0.270	
					Right Touch	462000	2310.0	1	25	20.3	19.7	0.235	0.270	0.131	0.150	
								25	12	20.3	19.7	0.173	0.199	0.092	0.105	
					Right Tilt	462000	2310.0	1	25	20.3	19.7	0.181	0.208	0.088	0.101	
								25	12	20.3	19.7	0.191	0.219	0.094	0.108	
	Body & Hotspot	DFT-s-OFDM π/2 BPSK	Mode B	5	Rear	462000	2310.0	1	25	19.9	19.4	0.711	0.798	0.391	0.439	237
								25	12	19.9	19.2	0.657	0.772	0.361	0.424	
					Front	462000	2310.0	1	25	19.9	19.4	0.297	0.333	0.155	0.174	
								25	12	19.9	19.2	0.292	0.343	0.150	0.176	
	Hotspot	DFT-s-OFDM π/2 BPSK	Mode B	5	Edge 1	462000	2310.0	1	25	19.9	19.4	0.125	0.140	0.048	0.054	
								25	12	19.9	19.2	0.122	0.143	0.047	0.055	
					Edge 2	462000	2310.0	1	25	19.9	19.4	0.721	0.809	0.329	0.369	
								25	12	19.9	19.2	0.746	0.876	0.340	0.399	238

This report shall not be reproduced without the written approval of UL Verification Services Inc.

10.27. 5G NR Band n41 (100MHz Bandwidth)

Antenna	RF Exposure Conditions	Mode	Power Mode	Dist. (mm)	Test Position	Ch #.	Freq. (MHz)	RB Allocation	RB offset	Power (dBm)		1-g SAR (W/kg)		10-g SAR (W/kg)		Plot No.
										Tune-up Limit	Meas.	Meas.	Scaled	Meas.	Scaled	
ANT1	Head	DFT-s-OFDM π/2 BPSK	Mode A	0	Left Touch	518598	2593.0	1	136	25.7	25.3	0.119	0.130	0.060	0.066	
								135	67	25.7	25.1	0.114	0.131	0.059	0.068	
					Left Tilt	518598	2593.0	1	136	25.7	25.3	0.146	0.160	0.072	0.079	
								135	67	25.7	25.1	0.135	0.155	0.068	0.078	
					Right Touch	518598	2593.0	1	136	25.7	25.3	0.311	0.341	0.154	0.169	
								135	67	25.7	25.1	0.318	0.365	0.155	0.178	239
					Right Tilt	518598	2593.0	1	136	25.7	25.3	0.108	0.118	0.055	0.060	
								135	67	25.7	25.1	0.117	0.134	0.061	0.070	
	Body & Hotspot	DFT-s-OFDM π/2 BPSK	Mode B	5	Rear	518598	2593.0	1	136	20.0	19.1	0.392	0.482	0.173	0.213	240
								135	67	20.0	19.1	0.352	0.433	0.158	0.194	
					Front	518598	2593.0	1	136	20.0	19.1	0.282	0.347	0.120	0.148	
								135	67	20.0	19.1	0.281	0.346	0.119	0.146	
	Hotspot	DFT-s-OFDM π/2 BPSK	Mode B	5	Edge 2	518598	2593.0	1	136	20.0	19.1	0.707	0.870	0.283	0.348	241
								135	67	20.0	19.1	0.707	0.870	0.280	0.344	
					Edge 3	518598	2593.0	1	136	20.0	19.1	0.292	0.359	0.113	0.139	
								135	67	20.0	19.1	0.253	0.311	0.100	0.123	
					Edge 4	518598	2593.0	1	136	20.0	19.1	0.046	0.057	0.022	0.027	
								135	67	20.0	19.1	0.045	0.055	0.022	0.027	
Antenna	RF Exposure Conditions	Mode	Power Mode	Dist. (mm)	Test Position	Ch #.	Freq. (MHz)	RB Allocation	RB offset	Power (dBm)		1-g SAR (W/kg)		10-g SAR (W/kg)		Plot No.
										Tune-up Limit	Meas.	Meas.	Scaled	Meas.	Scaled	
ANT2	Head	DFT-s-OFDM π/2 BPSK	Mode A	0	Left Touch	518598	2593.0	1	136	19.0	18.4	0.461	0.529	0.172	0.197	
								135	67	19.0	18.4	0.491	0.564	0.181	0.208	
					Left Tilt	518598	2593.0	1	136	19.0	18.4	0.543	0.623	0.192	0.220	
								135	67	19.0	18.4	0.493	0.566	0.177	0.203	
					Right Touch	518598	2593.0	1	136	19.0	18.4	0.769	0.883	0.299	0.343	242
								135	67	19.0	18.4	0.742	0.852	0.292	0.335	
					Right Tilt	518598	2593.0	1	136	19.0	18.4	0.733	0.842	0.271	0.311	
								135	67	19.0	18.4	0.703	0.807	0.271	0.311	
	Body & Hotspot	DFT-s-OFDM π/2 BPSK	Mode B	5	Rear	518598	2593.0	1	136	19.4	18.8	0.774	0.889	0.298	0.342	
								135	67	19.4	18.8	0.780	0.896	0.300	0.344	243
					Front	518598	2593.0	1	136	19.4	18.8	0.469	0.538	0.185	0.212	
								135	67	19.4	18.8	0.438	0.503	0.174	0.200	
	Hotspot	DFT-s-OFDM π/2 BPSK	Mode B	5	Edge 1	518598	2593.0	1	136	19.4	18.8	0.328	0.377	0.124	0.142	
								135	67	19.4	18.8	0.330	0.379	0.123	0.141	
					Edge 2	518598	2593.0	1	136	19.4	18.8	0.026	0.030	0.011	0.013	
								135	67	19.4	18.8	0.017	0.020	0.006	0.007	
					Edge 4	518598	2593.0	1	136	19.4	18.8	0.590	0.677	0.238	0.273	
								135	67	19.4	18.8	0.639	0.734	0.251	0.288	
Antenna	RF Exposure Conditions	Mode	Power Mode	Dist. (mm)	Test Position	Ch #.	Freq. (MHz)	RB Allocation	RB offset	Power (dBm)		1-g SAR (W/kg)		10-g SAR (W/kg)		Plot No.
										Tune-up Limit	Meas.	Meas.	Scaled	Meas.	Scaled	
ANT3	Head	DFT-s-OFDM π/2 BPSK	Mode A	0	Left Touch	518598	2593.0	1	136	23.6	23.1	0.339	0.380	0.178	0.200	
								135	67	23.6	23.1	0.382	0.429	0.199	0.223	244
					Left Tilt	518598	2593.0	1	136	23.6	23.1	0.151	0.169	0.079	0.089	
								135	67	23.6	23.1	0.159	0.178	0.082	0.092	
					Right Touch	518598	2593.0	1	136	23.6	23.1	0.224	0.251	0.121	0.136	
								135	67	23.6	23.1	0.209	0.235	0.114	0.128	
					Right Tilt	518598	2593.0	1	136	23.6	23.1	0.277	0.311	0.134	0.150	
								135	67	23.6	23.1	0.267	0.300	0.131	0.147	
	Body & Hotspot	DFT-s-OFDM π/2 BPSK	Mode B	5	Rear	518598	2593.0	1	136	19.0	18.3	0.508	0.597	0.261	0.307	
								135	67	19.0	18.3	0.522	0.613	0.267	0.314	245
					Front	518598	2593.0	1	136	19.0	18.3	0.375	0.441	0.189	0.222	
								135	67	19.0	18.3	0.325	0.382	0.166	0.195	
	Hotspot	DFT-s-OFDM π/2 BPSK	Mode B	5	Edge 3	518598	2593.0	1	136	19.0	18.3	0.106	0.125	0.043	0.050	
								135	67	19.0	18.3	0.113	0.133	0.046	0.054	
					Edge 4	518598	2593.0	1	136	19.0	18.3	0.747	0.878	0.330	0.388	246
								135	67	19.0	18.3	0.740	0.869	0.328	0.385	
Antenna	RF Exposure Conditions	Mode	Power Mode	Dist. (mm)	Test Position	Ch #.	Freq. (MHz)	RB Allocation	RB offset	Power (dBm)		1-g SAR (W/kg)		10-g SAR (W/kg)		Plot No.
										Tune-up Limit	Meas.	Meas.	Scaled	Meas.	Scaled	
ANT4	Head	DFT-s-OFDM π/2 BPSK	Mode A	0	Left Touch	518598	2593.0	1	136	17.5	16.9	0.773	0.888	0.315	0.362	247
								135	67	17.5	16.8	0.746	0.876	0.306	0.360	
					Left Tilt	518598	2593.0	1	136	17.5	16.9	0.206	0.237	0.094	0.108	
								135	67	17.5	16.8	0.179	0.210	0.088	0.104	
					Right Touch	518598	2593.0	1	136	17.5	16.9	0.184	0.211	0.093	0.107	
								135	67	17.5	16.8	0.184	0.216	0.094	0.111	
					Right Tilt	518598	2593.0	1	136	17.5	16.9	0.050	0.057	0.022	0.025	
								135	67	17.5	16.8	0.052	0.061	0.025	0.029	
	Body & Hotspot	DFT-s-OFDM π/2 BPSK	Mode B	5	Rear	518598	2593.0	1	136	17.7	17.2	0.655	0.735	0.275	0.309	
								135	67	17.7	17.2	0.670	0.752	0.286	0.321	248
					Front	518598	2593.0	1	136	17.7	17.2	0.395	0.443	0.167	0.187	
								135	67	17.7	17.2	0.346	0.388	0.149	0.167	
	Hotspot	DFT-s-OFDM π/2 BPSK	Mode B	5	Edge 1	518598	2593.0	1	136	17.7	17.2	0.040	0.045	0.014	0.016	
								135	67	17.7	17.2	0.057	0.064	0.021	0.023	
					Edge 2	518598	2593.0	1	136	17.7	17.2	0.805	0.903	0.320	0.359	
								135	67	17.7	17.2	0.835	0.937	0.331	0.371	249

This report shall not be reproduced without the written approval of UL Verification Services Inc.

10.28. 5G NR Band n53 (10MHz Bandwidth)

Antenna	RF Exposure Conditions	Mode	Power Mode	Dist. (mm)	Test Position	Ch #.	Freq. (MHz)	RB Allocation	RB offset	Power (dBm)		1-g SAR (W/kg)		10-g SAR (W/kg)		Plot No.
										Tune-up Limit	Meas.	Meas.	Scaled	Meas.	Scaled	
ANT1	Head	DFT-s-OFDM π/2 BPSK	Mode A	0	Left Touch	497860	2489.3	1	11	20.7	20.0	0.087	0.103	0.051	0.060	
								12	6	20.7	19.9	0.084	0.101	0.047	0.057	
					Left Tilt	497860	2489.3	1	11	20.7	20.0	0.060	0.070	0.029	0.034	
								12	6	20.7	19.9	0.048	0.058	0.024	0.029	
					Right Touch	497860	2489.3	1	11	20.7	20.0	0.101	0.119	0.054	0.063	
								12	6	20.7	19.9	0.177	0.213	0.092	0.111	250
					Right Tilt	497860	2489.3	1	11	20.7	20.0	0.033	0.039	0.017	0.020	
								12	6	20.7	19.9	0.027	0.032	0.014	0.017	
	Body & Hotspot	DFT-s-OFDM π/2 BPSK	Mode B	5	Rear	497860	2489.3	1	11	19.2	18.1	0.710	0.915	0.294	0.379	
								12	6	19.2	17.9	0.683	0.921	0.287	0.387	251
					Front	497860	2489.3	1	11	19.2	18.1	0.417	0.537	0.182	0.234	
								12	6	19.2	17.9	0.381	0.514	0.169	0.228	
	Hotspot	DFT-s-OFDM π/2 BPSK	Mode B	5	Edge 2	497860	2489.3	1	11	19.2	18.1	0.725	0.934	0.302	0.389	
								12	6	19.2	17.9	0.695	0.938	0.291	0.393	252
					Edge 3	497860	2489.3	1	11	19.2	18.1	0.199	0.256	0.084	0.108	
								12	6	19.2	17.9	0.238	0.321	0.098	0.132	
					Edge 4	497860	2489.3	1	11	19.2	18.1	0.030	0.038	0.015	0.019	
								12	6	19.2	17.9	0.030	0.040	0.015	0.020	

Antenna	RF Exposure Conditions	Mode	Power Mode	Dist. (mm)	Test Position	Ch #.	Freq. (MHz)	RB Allocation	RB offset	Power (dBm)		1-g SAR (W/kg)		10-g SAR (W/kg)		Plot No.
										Tune-up Limit	Meas.	Meas.	Scaled	Meas.	Scaled	
ANT2	Head	DFT-s-OFDM π/2 BPSK	Mode A	0	Left Touch	497860	2489.3	1	11	18.7	18.3	0.631	0.692	0.256	0.281	
								12	6	18.7	18.3	0.643	0.705	0.256	0.281	
					Left Tilt	497860	2489.3	1	11	18.7	18.3	0.677	0.742	0.259	0.284	253
								12	6	18.7	18.3	0.666	0.730	0.252	0.276	
					Right Touch	497860	2489.3	1	11	18.7	18.3	0.636	0.697	0.297	0.326	
								12	6	18.7	18.3	0.676	0.741	0.315	0.345	
					Right Tilt	497860	2489.3	1	11	18.7	18.3	0.488	0.535	0.222	0.243	
								12	6	18.7	18.3	0.499	0.547	0.228	0.250	
	Body & Hotspot	DFT-s-OFDM π/2 BPSK	Mode B	5	Rear	497860	2489.3	1	11	18.7	18.3	0.605	0.663	0.233	0.255	
								12	6	18.7	18.3	0.641	0.703	0.246	0.270	254
					Front	497860	2489.3	1	11	18.7	18.3	0.445	0.488	0.182	0.200	
								12	6	18.7	18.3	0.464	0.509	0.187	0.205	
	Hotspot	DFT-s-OFDM π/2 BPSK	Mode B	5	Edge 1	497860	2489.3	1	11	18.7	18.3	0.573	0.628	0.201	0.220	
								12	6	18.7	18.3	0.653	0.716	0.226	0.248	255
					Edge 2	497860	2489.3	1	11	18.7	18.3	0.030	0.033	0.013	0.014	
								12	6	18.7	18.3	0.035	0.039	0.016	0.018	
					Edge 4	497860	2489.3	1	11	18.7	18.3	0.351	0.385	0.152	0.167	
								12	6	18.7	18.3	0.382	0.419	0.165	0.181	

This report shall not be reproduced without the written approval of UL Verification Services Inc.

10.29. 5G NR Band n66 (40MHz Bandwidth)

Antenna	RF Exposure Conditions	Mode	Power Mode	Dist. (mm)	Test Position	Ch #.	Freq. (MHz)	RB Allocation	RB offset	Power (dBm)		1-g SAR (W/kg)		10-g SAR (W/kg)		Plot No.
										Tune-up Limit	Meas.	Meas.	Scaled	Meas.	Scaled	
ANT1	Head	DFT-s-OFDM π/2 BPSK	Mode A	0	Left Touch	349000	1745.0	1	107	25.2	25.2	0.099	0.099	0.069	0.069	
								108	54	25.2	25.0	0.096	0.101	0.066	0.069	
					Left Tilt	349000	1745.0	1	107	25.2	25.2	0.093	0.093	0.059	0.059	
								108	54	25.2	25.0	0.088	0.092	0.056	0.059	
					Right Touch	349000	1745.0	1	107	25.2	25.2	0.190	0.190	0.121	0.121	
								108	54	25.2	25.0	0.234	0.245	0.149	0.156	256
					Right Tilt	349000	1745.0	1	107	25.2	25.2	0.085	0.085	0.055	0.055	
								108	54	25.2	25.0	0.099	0.104	0.064	0.067	
	Body & Hotspot	DFT-s-OFDM π/2 BPSK	Mode B	5	Rear	349000	1745.0	1	107	19.1	18.5	0.621	0.713	0.303	0.348	
								108	54	19.1	18.4	0.678	0.797	0.328	0.385	257
					Front	349000	1745.0	1	107	19.1	18.5	0.380	0.436	0.190	0.218	
								108	54	19.1	18.4	0.372	0.437	0.183	0.215	
	Hotspot	DFT-s-OFDM π/2 BPSK	Mode B	5	Edge 2	349000	1745.0	1	107	19.1	18.5	0.193	0.222	0.097	0.111	
								108	54	19.1	18.4	0.189	0.222	0.095	0.111	
					Edge 3	349000	1745.0	1	107	19.1	18.5	0.718	0.824	0.339	0.389	
								108	54	19.1	18.4	0.740	0.869	0.347	0.408	258
					Edge 4	349000	1745.0	1	107	19.1	18.5	0.027	0.031	0.015	0.017	
								108	54	19.1	18.4	0.024	0.028	0.013	0.015	
Antenna	RF Exposure Conditions	Mode	Power Mode	Dist. (mm)	Test Position	Ch #.	Freq. (MHz)	RB Allocation	RB offset	Power (dBm)		1-g SAR (W/kg)		10-g SAR (W/kg)		Plot No.
										Tune-up Limit	Meas.	Meas.	Scaled	Meas.	Scaled	
ANT2	Head	DFT-s-OFDM π/2 BPSK	Mode A	0	Left Touch	349000	1745.0	1	107	22.6	22.0	0.187	0.215	0.117	0.134	
								108	54	22.6	22.0	0.189	0.217	0.119	0.137	
					Left Tilt	349000	1745.0	1	107	22.6	22.0	0.142	0.163	0.078	0.090	
								108	54	22.6	22.0	0.137	0.157	0.075	0.086	
					Right Touch	349000	1745.0	1	107	22.6	22.0	0.694	0.797	0.419	0.481	
								108	54	22.6	22.0	0.710	0.815	0.425	0.488	259
					Right Tilt	349000	1745.0	1	107	22.6	22.0	0.384	0.441	0.191	0.219	
								108	54	22.6	22.0	0.433	0.497	0.205	0.235	
	Body & Hotspot	DFT-s-OFDM π/2 BPSK	Mode B	5	Rear	349000	1745.0	1	107	23.0	22.5	0.789	0.885	0.361	0.405	260
								108	54	23.0	22.5	0.723	0.811	0.338	0.379	
					Front	349000	1745.0	1	107	23.0	22.5	0.353	0.396	0.184	0.206	
								108	54	23.0	22.5	0.292	0.328	0.154	0.173	
	Hotspot	DFT-s-OFDM π/2 BPSK	Mode B	5	Edge 1	349000	1745.0	1	107	23.0	22.5	0.332	0.373	0.151	0.169	
								108	54	23.0	22.5	0.342	0.384	0.155	0.174	
					Edge 2	349000	1745.0	1	107	23.0	22.5	0.002	0.002	0.000	0.000	
								108	54	23.0	22.5	0.003	0.003	0.001	0.001	
					Edge 4	349000	1745.0	1	107	23.0	22.5	0.386	0.433	0.202	0.227	
								108	54	23.0	22.5	0.409	0.459	0.213	0.239	
Antenna	RF Exposure Conditions	Mode	Power Mode	Dist. (mm)	Test Position	Ch #.	Freq. (MHz)	RB Allocation	RB offset	Power (dBm)		1-g SAR (W/kg)		10-g SAR (W/kg)		Plot No.
										Tune-up Limit	Meas.	Meas.	Scaled	Meas.	Scaled	
ANT3	Head	DFT-s-OFDM π/2 BPSK	Mode A	0	Left Touch	349000	1745.0	1	107	24.6	23.9	0.305	0.358	0.196	0.230	261
								108	54	24.6	23.9	0.296	0.348	0.193	0.227	
					Left Tilt	349000	1745.0	1	107	24.6	23.9	0.172	0.202	0.108	0.127	
								108	54	24.6	23.9	0.175	0.206	0.107	0.126	
					Right Touch	349000	1745.0	1	107	24.6	23.9	0.153	0.180	0.101	0.119	
								108	54	24.6	23.9	0.131	0.154	0.088	0.104	
					Right Tilt	349000	1745.0	1	107	24.6	23.9	0.138	0.162	0.086	0.101	
								108	54	24.6	23.9	0.135	0.159	0.085	0.100	
	Body & Hotspot	DFT-s-OFDM π/2 BPSK	Mode B	5	Rear	349000	1745.0	1	107	21.3	20.6	0.662	0.778	0.383	0.450	262
								108	54	21.3	20.5	0.645	0.775	0.375	0.451	
					Front	349000	1745.0	1	107	21.3	20.6	0.429	0.504	0.243	0.286	
								108	54	21.3	20.5	0.451	0.542	0.254	0.305	
	Hotspot	DFT-s-OFDM π/2 BPSK	Mode B	5	Edge 3	349000	1745.0	1	107	21.3	20.6	0.295	0.347	0.132	0.155	
								108	54	21.3	20.5	0.263	0.316	0.122	0.147	
					Edge 4	349000	1745.0	1	107	21.3	20.6	0.790	0.928	0.424	0.498	263
								108	54	21.3	20.5	0.772	0.928	0.415	0.499	
Antenna	RF Exposure Conditions	Mode	Power Mode	Dist. (mm)	Test Position	Ch #.	Freq. (MHz)	RB Allocation	RB offset	Power (dBm)		1-g SAR (W/kg)		10-g SAR (W/kg)		Plot No.
										Tune-up Limit	Meas.	Meas.	Scaled	Meas.	Scaled	
ANT4	Head	DFT-s-OFDM π/2 BPSK	Mode A	0	Left Touch	349000	1745.0	1	107	19.8	19.2	0.723	0.830	0.368	0.423	
								108	54	19.8	19.1	0.768	0.902	0.385	0.452	264
					Left Tilt	349000	1745.0	1	107	19.8	19.2	0.443	0.509	0.218	0.250	
								108	54	19.8	19.1	0.379	0.445	0.192	0.226	
					Right Touch	349000	1745.0	1	107	19.8	19.2	0.233	0.268	0.136	0.156	
								108	54	19.8	19.1	0.214	0.251	0.123	0.145	
					Right Tilt	349000	1745.0	1	107	19.8	19.2	0.193	0.222	0.108	0.124	
								108	54	19.8	19.1	0.172	0.202	0.097	0.114	
	Body & Hotspot	DFT-s-OFDM π/2 BPSK	Mode B	5	Rear	349000	1745.0	1	107	20.1	19.4	0.721	0.847	0.394	0.463	
								108	54	20.1	19.3	0.716	0.861	0.386	0.464	265
					Front	349000	1745.0	1	107	20.1	19.4	0.287	0.337	0.161	0.189	
								108	54	20.1	19.3	0.295	0.355	0.164	0.197	
	Hotspot	DFT-s-OFDM π/2 BPSK	Mode B	5	Edge 1	349000	1745.0	1	107	20.1	19.4	0.258	0.303	0.123	0.145	
								108	54	20.1	19.3	0.268	0.322	0.123	0.148	
					Edge 2	349000	1745.0	1	107	20.1	19.4	0.763	0.896	0.362	0.425	266
								108	54	20.1	19.3	0.730	0.878	0.349	0.420	

This report shall not be reproduced without the written approval of UL Verification Services Inc.

10.30. 5G NR Band n70 (15MHz Bandwidth)

Antenna	RF Exposure Conditions	Mode	Power Mode	Dist. (mm)	Test Position	Ch #.	Freq. (MHz)	RB Allocation	RB offset	Power (dBm)		1-g SAR (W/kg)		10-g SAR (W/kg)		Plot No.
										Tune-up Limit	Meas.	Meas.	Scaled	Meas.	Scaled	
ANT1	Head	DFT-s-OFDM π/2 BPSK	Mode A	0	Left Touch	340500	1702.5	1	39	25.2	25.1	0.083	0.085	0.055	0.056	
								36	18	25.2	25.1	0.068	0.069	0.046	0.047	
					Left Tilt	340500	1702.5	1	39	25.2	25.1	0.082	0.084	0.050	0.051	
								36	18	25.2	25.1	0.073	0.074	0.044	0.045	
					Right Touch	340500	1702.5	1	39	25.2	25.1	0.283	0.290	0.175	0.179	267
								36	18	25.2	25.1	0.215	0.220	0.133	0.136	
					Right Tilt	340500	1702.5	1	39	25.2	25.1	0.068	0.070	0.044	0.045	
								36	18	25.2	25.1	0.061	0.062	0.040	0.041	
	Body & Hotspot	DFT-s-OFDM π/2 BPSK	Mode B	5	Rear	340500	1702.5	1	39	19.1	18.7	0.665	0.729	0.342	0.375	
								36	18	19.1	18.5	0.517	0.594	0.262	0.301	
					Front	340500	1702.5	1	39	19.1	18.7	0.589	0.646	0.276	0.303	
								36	18	19.1	18.5	0.692	0.795	0.316	0.363	268
	Hotspot	DFT-s-OFDM π/2 BPSK	Mode B	5	Edge 2	340500	1702.5	1	39	19.1	18.7	0.098	0.107	0.054	0.059	
								36	18	19.1	18.5	0.102	0.117	0.056	0.064	
					Edge 3	340500	1702.5	1	39	19.1	18.7	0.804	0.882	0.382	0.419	
								36	18	19.1	18.5	0.802	0.921	0.380	0.436	269
					Edge 4	340500	1702.5	1	39	19.1	18.7	0.003	0.004	0.001	0.001	
								36	18	19.1	18.5	0.005	0.005	0.002	0.002	

Antenna	RF Exposure Conditions	Mode	Power Mode	Dist. (mm)	Test Position	Ch #.	Freq. (MHz)	RB Allocation	RB offset	Power (dBm)		1-g SAR (W/kg)		10-g SAR (W/kg)		Plot No.
										Tune-up Limit	Meas.	Meas.	Scaled	Meas.	Scaled	
ANT2	Head	DFT-s-OFDM π/2 BPSK	Mode A	0	Left Touch	340500	1702.5	1	39	22.6	22.3	0.271	0.290	0.163	0.175	
								36	18	22.6	22.3	0.290	0.311	0.177	0.190	
					Left Tilt	340500	1702.5	1	39	22.6	22.3	0.225	0.241	0.121	0.130	
								36	18	22.6	22.3	0.277	0.297	0.150	0.161	
					Right Touch	340500	1702.5	1	39	22.6	22.3	0.847	0.908	0.497	0.533	270
								36	18	22.6	22.3	0.835	0.895	0.486	0.521	
					Right Tilt	340500	1702.5	1	39	22.6	22.3	0.589	0.631	0.297	0.318	
								36	18	22.6	22.3	0.568	0.609	0.288	0.309	
	Body & Hotspot	DFT-s-OFDM π/2 BPSK	Mode B	5	Rear	340500	1702.5	1	39	23.0	22.5	0.798	0.895	0.362	0.406	271
								36	18	23.0	22.5	0.772	0.866	0.360	0.404	
					Front	340500	1702.5	1	39	23.0	22.5	0.324	0.364	0.173	0.194	
								36	18	23.0	22.5	0.415	0.466	0.219	0.246	
	Hotspot	DFT-s-OFDM π/2 BPSK	Mode B	5	Edge 1	340500	1702.5	1	39	23.0	22.5	0.502	0.563	0.240	0.269	
								36	18	23.0	22.5	0.615	0.690	0.293	0.329	
					Edge 2	340500	1702.5	1	39	23.0	22.5	0.012	0.013	0.006	0.007	
								36	18	23.0	22.5	0.010	0.011	0.005	0.005	
					Edge 4	340500	1702.5	1	39	23.0	22.5	0.413	0.463	0.220	0.247	
								36	18	23.0	22.5	0.433	0.486	0.228	0.256	

Antenna	RF Exposure Conditions	Mode	Power Mode	Dist. (mm)	Test Position	Ch #.	Freq. (MHz)	RB Allocation	RB offset	Power (dBm)		1-g SAR (W/kg)		10-g SAR (W/kg)		Plot No.
										Tune-up Limit	Meas.	Meas.	Scaled	Meas.	Scaled	
ANT3	Head	DFT-s-OFDM π/2 BPSK	Mode A	0	Left Touch	340500	1702.5	1	39	24.6	23.9	0.306	0.360	0.197	0.231	272
								36	18	24.6	23.9	0.293	0.344	0.189	0.222	
					Left Tilt	340500	1702.5	1	39	24.6	23.9	0.148	0.174	0.097	0.114	
								36	18	24.6	23.9	0.146	0.172	0.095	0.112	
					Right Touch	340500	1702.5	1	39	24.6	23.9	0.118	0.139	0.076	0.089	
								36	18	24.6	23.9	0.106	0.125	0.069	0.082	
					Right Tilt	340500	1702.5	1	39	24.6	23.9	0.130	0.153	0.080	0.094	
								36	18	24.6	23.9	0.132	0.155	0.080	0.094	
	Body & Hotspot	DFT-s-OFDM π/2 BPSK	Mode B	5	Rear	340500	1702.5	1	39	21.3	20.5	0.650	0.781	0.371	0.446	273
								36	18	21.3	20.5	0.609	0.732	0.348	0.418	
					Front	340500	1702.5	1	39	21.3	20.5	0.498	0.599	0.282	0.339	
								36	18	21.3	20.5	0.452	0.543	0.259	0.311	
	Hotspot	DFT-s-OFDM π/2 BPSK	Mode B	5	Edge 3	340500	1702.5	1	39	21.3	20.5	0.189	0.227	0.082	0.099	
								36	18	21.3	20.5	0.183	0.220	0.079	0.095	
					Edge 4	340500	1702.5	1	39	21.3	20.5	0.711	0.855	0.376	0.452	
								36	18	21.3	20.5	0.718	0.863	0.377	0.453	274

Antenna	RF Exposure Conditions	Mode	Power Mode	Dist. (mm)	Test Position	Ch #.	Freq. (MHz)	RB Allocation	RB offset	Power (dBm)		1-g SAR (W/kg)		10-g SAR (W/kg)		Plot No.
										Tune-up Limit	Meas.	Meas.	Scaled	Meas.	Scaled	
ANT4	Head	DFT-s-OFDM π/2 BPSK	Mode A	0	Left Touch	340500	1702.5	1	39	19.8	19.2	0.805	0.924	0.402	0.462	275
								36	18	19.8	19.2	0.781	0.897	0.390	0.448	
					Left Tilt	340500	1702.5	1	39	19.8	19.2	0.312	0.358	0.153	0.176	
								36	18	19.8	19.2	0.319	0.366	0.157	0.180	
					Right Touch	340500	1702.5	1	39	19.8	19.2	0.231	0.265	0.135	0.155	
								36	18	19.8	19.2	0.204	0.234	0.119	0.137	
					Right Tilt	340500	1702.5	1	39	19.8	19.2	0.135	0.155	0.076	0.087	
								36	18	19.8	19.2	0.172	0.197	0.095	0.109	
	Body & Hotspot	DFT-s-OFDM π/2 BPSK	Mode B	5	Rear	340500	1702.5	1	39	20.1	19.5	0.783	0.899	0.426	0.489	276
								36	18	20.1	19.4	0.742	0.872	0.407	0.478	
					Front	340500	1702.5	1	39	20.1	19.5	0.255	0.293	0.140	0.161	
								36	18	20.1	19.4	0.237	0.278	0.130	0.153	
	Hotspot	DFT-s-OFDM π/2 BPSK	Mode B	5	Edge 1	340500	1702.5	1	39	20.1	19.5	0.191	0.219	0.090	0.103	
								36	18	20.1	19.4	0.206	0.242	0.095	0.112	
					Edge 2	340500	1702.5	1	39	20.1	19.5	0.669	0.768	0.326	0.374	
								36	18	20.1	19.4	0.616	0.724	0.299	0.351	

This report shall not be reproduced without the written approval of UL Verification Services Inc.

10.31. 5G NR Band n71 (20MHz Bandwidth)

Antenna	RF Exposure Conditions	Mode	Power Mode	Dist. (mm)	Test Position	Ch #.	Freq. (MHz)	RB Allocation	RB offset	Power (dBm)		1-g SAR (W/kg)		10-g SAR (W/kg)		Plot No.
										Tune-up Limit	Meas.	Meas.	Scaled	Meas.	Scaled	
ANT1	Head	DFT-s-OFDM π/2 BPSK	Mode A	0	Left Touch	136100	680.5	1	52	25.7	25.1	0.100	0.115	0.081	0.093	
								50	25	25.7	25.0	0.123	0.145	0.097	0.114	277
					Left Tilt	136100	680.5	1	52	25.7	25.1	0.031	0.036	0.021	0.024	
								50	25	25.7	25.0	0.062	0.072	0.050	0.058	
					Right Touch	136100	680.5	1	52	25.7	25.1	0.117	0.134	0.093	0.107	
								50	25	25.7	25.0	0.119	0.140	0.094	0.110	
					Right Tilt	136100	680.5	1	52	25.7	25.1	0.042	0.048	0.034	0.039	
								50	25	25.7	25.0	0.049	0.057	0.040	0.047	
	Body & Hotspot	DFT-s-OFDM π/2 BPSK	Mode B	5	Rear	136100	680.5	1	52	25.7	25.1	0.470	0.540	0.277	0.318	278
								50	25	25.7	25.0	0.411	0.483	0.250	0.294	
					Front	136100	680.5	1	52	25.7	25.1	0.296	0.340	0.176	0.202	
								50	25	25.7	25.0	0.284	0.334	0.171	0.201	
	Hotspot	DFT-s-OFDM π/2 BPSK	Mode B	5	Edge 2	136100	680.5	1	52	25.7	25.1	0.709	0.814	0.461	0.529	
								50	25	25.7	25.0	0.701	0.824	0.452	0.531	279
					Edge 3	136100	680.5	1	52	25.7	25.1	0.341	0.392	0.153	0.176	
								50	25	25.7	25.0	0.347	0.408	0.155	0.182	
					Edge 4	136100	680.5	1	52	25.7	25.1	0.256	0.294	0.165	0.189	
								50	25	25.7	25.0	0.231	0.271	0.150	0.176	

Antenna	RF Exposure Conditions	Mode	Power Mode	Dist. (mm)	Test Position	Ch #.	Freq. (MHz)	RB Allocation	RB offset	Power (dBm)		1-g SAR (W/kg)		10-g SAR (W/kg)		Plot No.
										Tune-up Limit	Meas.	Meas.	Scaled	Meas.	Scaled	
ANT2	Head	DFT-s-OFDM π/2 BPSK	Mode A	0	Left Touch	136100	680.5	1	52	22.7	22.0	0.386	0.454	0.215	0.253	
								50	25	22.7	22.0	0.420	0.493	0.268	0.315	
					Left Tilt	136100	680.5	1	52	22.7	22.0	0.402	0.472	0.187	0.220	
								50	25	22.7	22.0	0.330	0.388	0.183	0.215	
					Right Touch	136100	680.5	1	52	22.7	22.0	0.706	0.829	0.425	0.499	
								50	25	22.7	22.0	0.722	0.848	0.434	0.510	280
					Right Tilt	136100	680.5	1	52	22.7	22.0	0.522	0.613	0.256	0.301	
								50	25	22.7	22.0	0.545	0.640	0.253	0.297	
	Body & Hotspot	DFT-s-OFDM π/2 BPSK	Mode B	5	Rear	136100	680.5	1	52	24.7	24.0	0.528	0.620	0.307	0.361	281
								50	25	24.7	24.0	0.501	0.589	0.302	0.355	
					Front	136100	680.5	1	52	24.7	24.0	0.272	0.320	0.174	0.204	
								50	25	24.7	24.0	0.282	0.331	0.177	0.208	
	Hotspot	DFT-s-OFDM π/2 BPSK	Mode B	5	Edge 1	136100	680.5	1	52	24.7	24.0	0.150	0.176	0.072	0.085	
								50	25	24.7	24.0	0.133	0.156	0.065	0.076	
					Edge 2	136100	680.5	1	52	24.7	24.0	0.166	0.195	0.105	0.123	
								50	25	24.7	24.0	0.158	0.186	0.102	0.120	
					Edge 4	136100	680.5	1	52	24.7	24.0	0.343	0.403	0.223	0.262	
								50	25	24.7	24.0	0.317	0.372	0.208	0.244	

This report shall not be reproduced without the written approval of UL Verification Services Inc.

10.32. 5G NR Band n77 (Block A)(100MHz Bandwidth)

Antenna	RF Exposure Conditions	Mode	Power Mode	Dist. (mm)	Test Position	Ch #.	Freq. (MHz)	RB Allocation	RB offset	Power (dBm)		1-g SAR (W/kg)		10-g SAR (W/kg)		Plot No.
										Tune-up Limit	Meas.	Meas.	Scaled	Meas.	Scaled	
ANT7	Head	DFT-s-OFDM π/2 BPSK	Mode A	0	Left Touch	633332	3500.0	1	136	25.7	25.1	0.228	0.262	0.099	0.114	
								135	67	25.7	25.1	0.168	0.193	0.075	0.086	
					Left Tilt	633332	3500.0	1	136	25.7	25.1	0.100	0.115	0.040	0.046	
								135	67	25.7	25.1	0.096	0.111	0.035	0.040	
					Right Touch	633332	3500.0	1	136	25.7	25.1	0.202	0.232	0.091	0.104	
								135	67	25.7	25.1	0.230	0.264	0.107	0.123	282
					Right Tilt	633332	3500.0	1	136	25.7	25.1	0.060	0.069	0.020	0.023	
								135	67	25.7	25.1	0.076	0.087	0.035	0.040	
	Body & Hotspot	DFT-s-OFDM π/2 BPSK	Mode B	5	Rear	633332	3500.0	1	136	19.5	18.9	0.753	0.865	0.265	0.304	
								135	67	19.5	18.9	0.793	0.910	0.279	0.320	283
					Front	633332	3500.0	1	136	19.5	18.9	0.268	0.308	0.109	0.125	
								135	67	19.5	18.9	0.305	0.350	0.119	0.137	
	Hotspot	DFT-s-OFDM π/2 BPSK	Mode B	5	Edge 2	633332	3500.0	1	136	19.5	18.9	0.820	0.941	0.312	0.358	284
								135	67	19.5	18.9	0.799	0.917	0.305	0.350	
					Edge 3	633332	3500.0	1	136	19.5	18.9	0.300	0.344	0.101	0.116	
								135	67	19.5	18.9	0.301	0.346	0.101	0.116	
Antenna	RF Exposure Conditions	Mode	Power Mode	Dist. (mm)	Test Position	Ch #.	Freq. (MHz)	RB Allocation	RB offset	Power (dBm)		1-g SAR (W/kg)		10-g SAR (W/kg)		Plot No.
										Tune-up Limit	Meas.	Meas.	Scaled	Meas.	Scaled	
ANT8	Head	DFT-s-OFDM π/2 BPSK	Mode A	0	Left Touch	633332	3500.0	1	136	19.8	19.1	0.312	0.367	0.100	0.117	
								135	67	19.8	19.1	0.299	0.351	0.096	0.113	
					Left Tilt	633332	3500.0	1	136	19.8	19.1	0.243	0.286	0.083	0.098	
								135	67	19.8	19.1	0.250	0.294	0.089	0.105	
					Right Touch	633332	3500.0	1	136	19.8	19.1	0.507	0.596	0.177	0.208	285
								135	67	19.8	19.1	0.492	0.578	0.172	0.202	
					Right Tilt	633332	3500.0	1	136	19.8	19.1	0.406	0.477	0.124	0.146	
								135	67	19.8	19.1	0.404	0.475	0.124	0.146	
	Body & Hotspot	DFT-s-OFDM π/2 BPSK	Mode B	5	Rear	633332	3500.0	1	136	19.6	19.4	0.480	0.503	0.183	0.192	
								135	67	19.6	19.3	0.509	0.545	0.194	0.208	286
					Front	633332	3500.0	1	136	19.6	19.4	0.170	0.178	0.058	0.061	
								135	67	19.6	19.3	0.142	0.152	0.046	0.049	
	Hotspot	DFT-s-OFDM π/2 BPSK	Mode B	5	Edge 1	633332	3500.0	1	136	19.6	19.4	0.231	0.242	0.071	0.074	
								135	67	19.6	19.3	0.267	0.286	0.077	0.082	
					Edge 4	633332	3500.0	1	136	19.6	19.4	0.756	0.792	0.277	0.290	287
								135	67	19.6	19.3	0.680	0.729	0.251	0.269	
Antenna	RF Exposure Conditions	Mode	Power Mode	Dist. (mm)	Test Position	Ch #.	Freq. (MHz)	RB Allocation	RB offset	Power (dBm)		1-g SAR (W/kg)		10-g SAR (W/kg)		Plot No.
										Tune-up Limit	Meas.	Meas.	Scaled	Meas.	Scaled	
ANT9	Head	DFT-s-OFDM π/2 BPSK	Mode A	0	Left Touch	633332	3500.0	1	136	25.3	24.6	0.284	0.334	0.096	0.113	288
								135	67	25.3	24.6	0.250	0.294	0.067	0.079	
					Left Tilt	633332	3500.0	1	136	25.3	24.6	0.027	0.032	0.015	0.018	
								135	67	25.3	24.6	0.027	0.032	0.015	0.018	
					Right Touch	633332	3500.0	1	136	25.3	24.6	0.075	0.089	0.035	0.042	
								135	67	25.3	24.6	0.081	0.095	0.035	0.041	
					Right Tilt	633332	3500.0	1	136	25.3	24.6	0.022	0.026	0.011	0.013	
								135	67	25.3	24.6	0.025	0.029	0.014	0.016	
	Body & Hotspot	DFT-s-OFDM π/2 BPSK	Mode B	5	Rear	633332	3500.0	1	136	19.9	19.9	0.394	0.394	0.180	0.180	
								135	67	19.9	19.9	0.382	0.382	0.174	0.174	
					Front	633332	3500.0	1	136	19.9	19.9	0.396	0.396	0.165	0.165	289
								135	67	19.9	19.9	0.394	0.394	0.164	0.164	
	Hotspot	DFT-s-OFDM π/2 BPSK	Mode B	5	Edge 3	633332	3500.0	1	136	19.9	19.9	0.127	0.127	0.053	0.053	
								135	67	19.9	19.9	0.129	0.129	0.055	0.055	
					Edge 4	633332	3500.0	1	136	19.9	19.9	0.657	0.657	0.239	0.239	290
								135	67	19.9	19.9	0.648	0.648	0.236	0.236	
Antenna	RF Exposure Conditions	Mode	Power Mode	Dist. (mm)	Test Position	Ch #.	Freq. (MHz)	RB Allocation	RB offset	Power (dBm)		1-g SAR (W/kg)		10-g SAR (W/kg)		Plot No.
										Tune-up Limit	Meas.	Meas.	Scaled	Meas.	Scaled	
ANT4	Head	DFT-s-OFDM π/2 BPSK	Mode A	0	Left Touch	633332	3500.0	1	136	19.5	19.2	0.848	0.909	0.306	0.328	
								135	67	19.5	19.1	0.845	0.927	0.307	0.337	291
					Left Tilt	633332	3500.0	1	136	19.5	19.2	0.386	0.414	0.148	0.159	
								135	67	19.5	19.1	0.384	0.421	0.146	0.160	
					Right Touch	633332	3500.0	1	136	19.5	19.2	0.113	0.121	0.040	0.043	
								135	67	19.5	19.1	0.115	0.126	0.041	0.045	
					Right Tilt	633332	3500.0	1	136	19.5	19.2	0.115	0.123	0.041	0.044	
								135	67	19.5	19.1	0.111	0.122	0.041	0.045	
	Body & Hotspot	DFT-s-OFDM π/2 BPSK	Mode B	5	Rear	633332	3500.0	1	136	19.1	18.9	0.898	0.940	0.317	0.332	292
								135	67	19.1	18.9	0.868	0.909	0.309	0.324	
					Front	633332	3500.0	1	136	19.1	18.9	0.241	0.252	0.088	0.092	
								135	67	19.1	18.9	0.237	0.248	0.089	0.094	
	Hotspot	DFT-s-OFDM π/2 BPSK	Mode B	5	Edge 1	633332	3500.0	1	136	19.1	18.9	0.057	0.060	0.025	0.026	
								135	67	19.1	18.9	0.056	0.059	0.023	0.024	
					Edge 2	633332	3500.0	1	136	19.1	18.9	0.775	0.812	0.275	0.288	
								135	67	19.1	18.9	0.756	0.792	0.272	0.285	

This report shall not be reproduced without the written approval of UL Verification Services Inc.

10.33. 5G NR Band n77(Block A) Power Class 2 (100MHz Bandwidth)

According to Section 9.4, SAR evaluation for PC2 is only required when its Maximum output power (Tune-up Limit) is higher from PC3.

From May 2017 TCB Workshop, SAR tested were performed using Power Class 3. SAR test for Power Class 2 is tested using the highest SAR test configuration in Power Class 3 for each LTE configuration and exposure condition combination.

Additional SAR testing for Power Class 2 is not required when:

- The reported SAR vs. output power can be linearly scaled with < 10% discrepancy between power classes and all reported SAR are < 1.4 W/kg

Reported SAR vs. Output Power linearly scaled

Antenna	RF Exposure Conditions	Power Class 2			Power Class 3				PC2 linearly scaled Reported SAR (W/kg)	Linearly scaled (<10%)
		Duty Cycle	Tune-up Power (dBm)	Frame Avg. Power (mW)	Duty Cycle	Tune-up Power (dBm)	Frame Avg. Power (mW)	Reported 1-g SAR (W/kg)		
ANT7	Head	50.0%	25.90	194.52	100.0%	25.70	371.54	0.264	0.138	-47.64%

Conclusion:

SAR test for Power Class 2 is not required based on the reported SAR <1.4 W/kg and reported SAR vs. output power linearly scaled <10%.

This report shall not be reproduced without the written approval of UL Verification Services Inc.

10.34. 5G NR Band n77 (Block C)(100MHz Bandwidth)

Antenna	RF Exposure Conditions	Mode	Power Mode	Dist. (mm)	Test Position	Ch #.	Freq. (MHz)	RB Allocation	RB offset	Power (dBm)		1-g SAR (W/kg)		10-g SAR (W/kg)		Plot No.
										Tune-up Limit	Meas.	Meas.	Scaled	Meas.	Scaled	
ANT7	Head	DFT-s-OFDM π/2 BPSK	Mode A	0	Left Touch	656000	3840.0	1	136	25.7	24.8	0.054	0.066	0.020	0.025	
								135	67	25.7	24.8	0.085	0.105	0.031	0.038	
					Left Tilt	656000	3840.0	1	136	25.7	24.8	0.061	0.075	0.022	0.027	
								135	67	25.7	24.8	0.061	0.076	0.021	0.026	
					Right Touch	656000	3840.0	1	136	25.7	24.8	0.095	0.117	0.034	0.041	
								135	67	25.7	24.8	0.097	0.119	0.036	0.044	293
					Right Tilt	656000	3840.0	1	136	25.7	24.8	0.027	0.033	0.009	0.011	
								135	67	25.7	24.8	0.019	0.024	0.006	0.008	
	Body & Hotspot	DFT-s-OFDM π/2 BPSK	Mode B	5	Rear	656000	3840.0	1	136	19.5	18.5	0.459	0.578	0.187	0.235	294
								135	67	19.5	18.5	0.442	0.556	0.161	0.203	
					Front	656000	3840.0	1	136	19.5	18.5	0.189	0.238	0.077	0.097	
								135	67	19.5	18.5	0.197	0.248	0.079	0.100	
	Hotspot	DFT-s-OFDM π/2 BPSK	Mode B	5	Edge 2	656000	3840.0	1	136	19.5	18.5	0.419	0.527	0.165	0.208	
								135	67	19.5	18.5	0.412	0.519	0.162	0.204	
					Edge 3	656000	3840.0	1	136	19.5	18.5	0.258	0.325	0.078	0.098	
								135	67	19.5	18.5	0.226	0.285	0.069	0.086	

Antenna	RF Exposure Conditions	Mode	Power Mode	Dist. (mm)	Test Position	Ch #.	Freq. (MHz)	RB Allocation	RB offset	Power (dBm)		1-g SAR (W/kg)		10-g SAR (W/kg)		Plot No.
										Tune-up Limit	Meas.	Meas.	Scaled	Meas.	Scaled	
ANT8	Head	DFT-s-OFDM π/2 BPSK	Mode A	0	Left Touch	656000	3840.0	1	136	19.8	19.3	0.219	0.247	0.076	0.086	
								135	67	19.8	19.3	0.279	0.313	0.086	0.096	
					Left Tilt	656000	3840.0	1	136	19.8	19.3	0.244	0.276	0.058	0.066	
								135	67	19.8	19.3	0.277	0.311	0.070	0.079	
					Right Touch	656000	3840.0	1	136	19.8	19.3	0.327	0.369	0.105	0.119	295
								135	67	19.8	19.3	0.279	0.313	0.092	0.103	
					Right Tilt	656000	3840.0	1	136	19.8	19.3	0.199	0.225	0.066	0.074	
								135	67	19.8	19.3	0.163	0.183	0.052	0.059	
	Body & Hotspot	DFT-s-OFDM π/2 BPSK	Mode B	5	Rear	656000	3840.0	1	136	19.6	19.3	0.350	0.378	0.122	0.132	
								135	67	19.6	19.3	0.372	0.399	0.129	0.138	296
					Front	656000	3840.0	1	136	19.6	19.3	0.090	0.098	0.033	0.035	
								135	67	19.6	19.3	0.090	0.096	0.028	0.030	
	Hotspot	DFT-s-OFDM π/2 BPSK	Mode B	5	Edge 1	656000	3840.0	1	136	19.6	19.3	0.097	0.105	0.026	0.028	
								135	67	19.6	19.3	0.096	0.103	0.025	0.027	
					Edge 4	656000	3840.0	1	136	19.6	19.3	0.452	0.488	0.163	0.176	
								135	67	19.6	19.3	0.459	0.492	0.166	0.178	297

Antenna	RF Exposure Conditions	Mode	Power Mode	Dist. (mm)	Test Position	Ch #.	Freq. (MHz)	RB Allocation	RB offset	Power (dBm)		1-g SAR (W/kg)		10-g SAR (W/kg)		Plot No.
										Tune-up Limit	Meas.	Meas.	Scaled	Meas.	Scaled	
ANT9	Head	DFT-s-OFDM π/2 BPSK	Mode A	0	Left Touch	656000	3840.0	1	136	25.3	24.6	0.073	0.085	0.023	0.027	
								135	67	25.3	24.6	0.073	0.086	0.024	0.029	298
					Left Tilt	656000	3840.0	1	136	25.3	24.6	0.018	0.021	0.005	0.006	
								135	67	25.3	24.6	0.015	0.018	0.003	0.004	
					Right Touch	656000	3840.0	1	136	25.3	24.6	0.016	0.019	0.003	0.003	
								135	67	25.3	24.6	0.003	0.003	0.000	0.000	
					Right Tilt	656000	3840.0	1	136	25.3	24.6	0.018	0.021	0.005	0.005	
								135	67	25.3	24.6	0.007	0.009	0.001	0.001	
	Body & Hotspot	DFT-s-OFDM π/2 BPSK	Mode B	5	Rear	656000	3840.0	1	136	19.9	19.9	0.633	0.633	0.279	0.279	
								135	67	19.9	19.9	0.638	0.638	0.280	0.280	299
					Front	656000	3840.0	1	136	19.9	19.9	0.240	0.240	0.094	0.094	
								135	67	19.9	19.9	0.230	0.230	0.090	0.090	
	Hotspot	DFT-s-OFDM π/2 BPSK	Mode B	5	Edge 3	656000	3840.0	1	136	19.9	19.9	0.079	0.079	0.031	0.031	
								135	67	19.9	19.9	0.077	0.077	0.029	0.029	
					Edge 4	656000	3840.0	1	136	19.9	19.9	0.490	0.490	0.180	0.180	
								135	67	19.9	19.9	0.516	0.516	0.189	0.189	

Antenna	RF Exposure Conditions	Mode	Power Mode	Dist. (mm)	Test Position	Ch #.	Freq. (MHz)	RB Allocation	RB offset	Power (dBm)		1-g SAR (W/kg)		10-g SAR (W/kg)		Plot No.
										Tune-up Limit	Meas.	Meas.	Scaled	Meas.	Scaled	
ANT4	Head	DFT-s-OFDM π/2 BPSK	Mode A	0	Left Touch	656000	3840.0	1	136	19.5	19.1	0.592	0.649	0.199	0.218	300
								135	67	19.5	19.0	0.464	0.521	0.151	0.169	
					Left Tilt	656000	3840.0	1	136	19.5	19.1	0.273	0.299	0.096	0.105	
								135	67	19.5	19.0	0.278	0.312	0.100	0.112	
					Right Touch	656000	3840.0	1	136	19.5	19.1	0.120	0.132	0.041	0.045	
								135	67	19.5	19.0	0.122	0.137	0.041	0.046	
					Right Tilt	656000	3840.0	1	136	19.5	19.1	0.100	0.110	0.038	0.042	
								135	67	19.5	19.0	0.104	0.117	0.037	0.042	
	Body & Hotspot	DFT-s-OFDM π/2 BPSK	Mode B	5	Rear	656000	3840.0	1	136	19.1	18.9	0.780	0.817	0.291	0.305	
								135	67	19.1	18.7	0.822	0.901	0.291	0.319	301
					Front	656000	3840.0	1	136	19.1	18.9	0.253	0.265	0.096	0.100	
								135	67	19.1	18.7	0.214	0.235	0.081	0.089	
	Hotspot	DFT-s-OFDM π/2 BPSK	Mode B	5	Edge 1	656000	3840.0	1	136	19.1	18.9	0.066	0.069	0.027	0.028	
								135	67	19.1	18.7	0.044	0.048	0.016	0.017	
					Edge 2	656000	3840.0	1	136	19.1	18.9	0.699	0.732	0.242	0.253	
								135	67	19.1	18.7	0.715	0.784	0.246	0.270	

This report shall not be reproduced without the written approval of UL Verification Services Inc.

10.35. 5G NR Band n77(Block C) Power Class 2 (100MHz Bandwidth)

According to Section 9.4, SAR evaluation for PC2 is only required when its Maximum output power (Tune-up Limit) is higher from PC3.

From May 2017 TCB Workshop, SAR tested were performed using Power Class 3. SAR test for Power Class 2 is tested using the highest SAR test configuration in Power Class 3 for each LTE configuration and exposure condition combination.

Additional SAR testing for Power Class 2 is not required when:

- The reported SAR vs. output power can be linearly scaled with < 10% discrepancy between power classes and all reported SAR are < 1.4 W/kg

Reported SAR vs. Output Power linearly scaled

Antenna	RF Exposure Conditions	Power Class 2			Power Class 3				PC2 linearly scaled Reported SAR (W/kg)	Linearly scaled (<10%)
		Duty Cycle	Tune-up Power (dBm)	Frame Avg. Power (mW)	Duty Cycle	Tune-up Power (dBm)	Frame Avg. Power (mW)	Reported 1-g SAR (W/kg)		
ANT7	Head	50.0%	25.90	194.52	100.0%	25.70	371.54	0.119	0.062	-47.64%

Conclusion:

SAR test for Power Class 2 is not required based on the reported SAR <1.4 W/kg and reported SAR vs. output power linearly scaled <10%.

This report shall not be reproduced without the written approval of UL Verification Services Inc.

10.36. Wi-Fi (DTS Band)

When the 802.11b reported SAR of the highest measured maximum output power channel is ≤ 0.8 W/kg, no further SAR testing is required. If SAR is > 0.8 W/kg and ≤ 1.2 W/kg, SAR is required for the next highest measured output power channel. Finally, if SAR is > 1.2 W/kg, SAR is required for the third channel.

SAR testing is not required for OFDM mode(s) when the highest reported SAR for DSSS is adjusted by the ratio of OFDM to DSSS specified maximum output power and the adjusted SAR is ≤ 1.2 W/kg.

Antenna	WWAN Power	RF Exposure Conditions	Mode	Power Mode	Dist. (mm)	Test Position	Ch #.	Freq. (MHz)	Area Scan Max. SAR (W/kg)	Duty Cycle	Power (dBm)		1-g SAR (W/kg)		10-g SAR (W/kg)		Plot No.
											Tune-up Limit	Meas.	Meas.	Scaled	Meas.	Scaled	
ANT3	Cell OFF	Head	802.11b	Mode A	0	Left Touch	6	2437	0.305	98.8%	21.50	20.56	0.224	0.282	0.120	0.151	133
						Left Tilt	6	2437	0.120	98.8%	21.50	20.56					
						Right Touch	6	2437	0.190	98.8%	21.50	20.56					
						Right Tilt	6	2437	0.178	98.8%	21.50	20.56					
		Body & Hotspot	802.11b	Mobe B	5	Rear	1	2412	1.110	98.8%	20.00	18.96	0.637	0.819	0.330	0.425	
						Rear	6	2437	1.110	98.8%	20.00	19.08	0.684	0.856	0.358	0.448	134
						Rear	11	2462	1.050	98.8%	20.00	18.97	0.632	0.811	0.331	0.425	
						Front	6	2437	0.640	98.8%	20.00	19.08					
		Hotspot	802.11b	Mode B	5	Edge 3	6	2437	0.149	98.8%	20.00	19.08					
						Edge 4	1	2412	1.170	98.8%	20.00	18.96	0.762	0.980	0.343	0.441	
						Edge 4	6	2437	1.140	98.8%	20.00	19.08	0.832	1.041	0.371	0.464	135
						Edge 4	11	2462	1.040	98.8%	20.00	18.97	0.764	0.981	0.336	0.431	
Antenna	WWAN Power	RF Exposure Conditions	Mode	Power Mode	Dist. (mm)	Test Position	Ch #.	Freq. (MHz)	Area Scan Max. SAR (W/kg)	Duty Cycle	Power (dBm)		1-g SAR (W/kg)		10-g SAR (W/kg)		Plot No.
											Tune-up Limit	Meas.	Meas.	Scaled	Meas.	Scaled	
ANT4	Cell OFF	Head	802.11b	Mode A	0	Left Touch	1	2412	1.370	98.8%	21.50	20.36	0.795	1.047	0.407	0.536	
						Left Touch	6	2437	1.430	98.8%	21.50	20.48	0.863	1.105	0.446	0.571	136
						Left Touch	11	2462	1.240	98.8%	21.50	20.29	0.748	1.001	0.379	0.507	
						Left Tilt	6	2437	0.897	98.8%	21.50	20.48	0.622	0.796	0.287	0.367	
						Right Touch	6	2437	0.291	98.8%	21.50	20.48					
						Right Tilt	6	2437	0.262	98.8%	21.50	20.48					
		Body & Hotspot	802.11b	Mode B	5	Rear	1	2412	0.781	98.8%	19.75	18.31	0.549	0.774	0.283	0.399	
						Rear	6	2437	1.000	98.8%	19.75	18.34	0.609	0.853	0.317	0.444	137
						Rear	11	2462	0.706	98.8%	19.75	18.22	0.520	0.749	0.262	0.377	
						Front	6	2437	0.335	98.8%	19.75	18.34					
		Hotspot	802.11b	Mode B	5	Edge 1	6	2437	0.285	98.8%	19.75	18.34					
						Edge 2	1	2412	1.090	98.8%	19.75	18.31	0.639	0.901	0.286	0.403	
						Edge 2	6	2437	1.010	98.8%	19.75	18.34	0.734	1.028	0.329	0.461	138
						Edge 2	11	2462	1.060	98.8%	19.75	18.22	0.610	0.878	0.270	0.389	
Antenna	WWAN Power	RF Exposure Conditions	Mode	Power Mode	Dist. (mm)	Test Position	Ch #.	Freq. (MHz)	Area Scan Max. SAR (W/kg)	Duty Cycle	Power (dBm)		1-g SAR (W/kg)		10-g SAR (W/kg)		Plot No.
											Tune-up	Meas.	Meas.	Scaled	Meas.	Scaled	
ANT3	Cell ON	Head	802.11b	Mode A	0	Left Touch	6	2437	0.266	98.8%	20.50	19.39	0.210	0.275	0.110	0.144	139
						Left Tilt	6	2437	0.089	98.8%	20.50	19.39					
						Right Touch	6	2437	0.145	98.8%	20.50	19.39					
						Right Tilt	6	2437	0.163	98.8%	20.50	19.39					
		Body & Hotspot	802.11b	Mode B	5	Rear	6	2437	0.314	98.8%	17.00	16.03	0.201	0.254	0.109	0.138	140
						Front	6	2437	0.304	98.8%	17.00	16.03					
		Hotspot	802.11b	Mode B	5	Edge 3	6	2437	0.072	98.8%	17.00	16.03					
						Edge 4	6	2437	0.687	98.8%	17.00	16.03	0.404	0.511	0.180	0.228	141
Antenna	WWAN Power	RF Exposure Conditions	Mode	Power Mode	Dist. (mm)	Test Position	Ch #.	Freq. (MHz)	Area Scan Max. SAR (W/kg)	Duty Cycle	Power (dBm)		1-g SAR (W/kg)		10-g SAR (W/kg)		Plot No.
											Tune-up	Meas.	Meas.	Scaled	Meas.	Scaled	
ANT4	Cell ON	Head	802.11b	Mode A	0	Left Touch	6	2437	0.529	98.8%	17.00	15.69	0.334	0.457	0.169	0.231	142
						Left Tilt	6	2437	0.284	98.8%	17.00	15.69	0.225	0.308	0.103	0.141	
						Right Touch	6	2437	0.149	98.8%	17.00	15.69					
						Right Tilt	6	2437	0.095	98.8%	17.00	15.69					
		Body & Hotspot	802.11b	Mode B	5	Rear	6	2437	0.429	98.8%	16.75	15.44	0.293	0.401	0.142	0.194	143
						Front	6	2437	0.190	98.8%	16.75	15.44					
		Hotspot	802.11b	Mode B	5	Edge 1	6	2437	0.145	98.8%	16.75	15.44					
						Edge 2	6	2437	0.655	98.8%	16.75	15.44	0.401	0.549	0.179	0.245	144

This report shall not be reproduced without the written approval of UL Verification Services Inc.

10.37. Wi-Fi (U-NII Band)

Antenna	WWAN Power	Band	RF Exposure Conditions	Mode	Power Mode	Dist. (mm)	Test Position	Ch #.	Freq. (MHz)	Area Scan Max. SAR (W/kg)	Duty Cycle	Power (dBm)		1-g SAR (W/kg)		10-g SAR (W/kg)		Plot No.
												Tune-up Limit	Meas.	Meas.	Scaled	Meas.	Scaled	
ANT5	Cell OFF	U-NII-2A	Head	802.11n (HT40)	Mode A	0	Left Touch	54	5270	0.101	95.4%	20.50	18.53					
							Left Tilt	54	5270	0.008	95.4%	20.50	18.53					
							Right Touch	54	5270	0.098	95.4%	20.50	18.53	0.058	0.096	0.020	0.033	145
							Right Tilt	54	5270	0.010	95.4%	20.50	18.53					
		U-NII-1	Body & Airplay	802.11n (HT40)	Mode B	5	Rear	38	5190	1.560	95.4%	16.50	15.12	0.664	0.957	0.214	0.308	
							Rear	46	5230	1.820	95.4%	17.25	15.93	0.806	1.145	0.270	0.384	146
							Front	46	5230	0.072	95.4%	17.25	15.93					
			Airplay	802.11n (HT40)	Mode B	5	Edge 3	46	5230	0.214	95.4%	17.25	15.93					
							Edge 4	46	5230	0.325	95.4%	17.25	15.93	0.152	0.216	0.049	0.070	

Antenna	WWAN Power	Band	RF Exposure Conditions	Mode	Power Mode	Dist. (mm)	Test Position	Ch #.	Freq. (MHz)	Area Scan Max. SAR (W/kg)	Duty Cycle	Power (dBm)		1-g SAR (W/kg)		10-g SAR (W/kg)		Plot No.
												Tune-up Limit	Meas.	Meas.	Scaled	Meas.	Scaled	
ANT5	Cell OFF	U-NII-2C	Head	802.11ac (VHT80)	Mode A	0	Left Touch	122	5610	0.102	92.2%	20.50	18.55					
							Left Tilt	122	5610	0.023	92.2%	20.50	18.55					
							Right Touch	122	5610	0.136	92.2%	20.50	18.55	0.061	0.104	0.020	0.034	147
							Right Tilt	122	5610	0.033	92.2%	20.50	18.55					
			Body & Airplay	802.11ac (VHT80)	Mode B	5	Rear	106	5530	1.450	92.2%	17.00	15.41	0.640	1.001	0.211	0.330	
							Rear	122	5610	1.780	92.2%	18.00	16.53	0.746	1.135	0.245	0.373	148
							Rear	138	5690	1.350	92.2%	18.00	16.29	0.631	1.014	0.195	0.313	
							Front	122	5610	0.076	92.2%	18.00	16.53					
			Airplay	802.11ac (VHT80)	Mode B	5	Edge 3	122	5610	0.296	92.2%	18.00	16.53					
							Edge 4	122	5610	0.319	92.2%	18.00	16.53	0.145	0.221	0.049	0.075	

Antenna	WWAN Power	Band	RF Exposure Conditions	Mode	Power Mode	Dist. (mm)	Test Position	Ch #.	Freq. (MHz)	Area Scan Max. SAR (W/kg)	Duty Cycle	Power (dBm)		1-g SAR (W/kg)		10-g SAR (W/kg)		Plot No.
												Tune-up Limit	Meas.	Meas.	Scaled	Meas.	Scaled	
ANT5	Cell OFF	U-NII-3	Head	802.11a	Mode A	0	Left Touch	157	5785	0.036	96.8%	21.50	20.10					
							Left Tilt	157	5785	0.028	96.8%	21.50	20.10					
							Right Touch	157	5785	0.087	96.8%	21.50	20.10	0.009	0.012	0.001	0.002	149
							Right Tilt	157	5785	0.027	96.8%	21.50	20.10					
			Body & Airplay	802.11ac (VHT80)	Mode B	5	Rear	155	5775	1.640	92.2%	17.75	16.26	0.746	1.140	0.239	0.365	150
							Front	155	5775	0.041	92.2%	17.75	16.26					
			Airplay	802.11ac (VHT80)	Mode B	5	Edge 3	155	5775	0.241	92.2%	17.75	16.26					
							Edge 4	155	5775	0.337	92.2%	17.75	16.26	0.142	0.217	0.037	0.057	

Antenna	WWAN Power	Antenna	RF Exposure Conditions	Mode	Power Mode	Dist. (mm)	Test Position	Ch #.	Freq. (MHz)	Area Scan Max. SAR (W/kg)	Duty Cycle	Power (dBm)		1-g SAR (W/kg)		10-g SAR (W/kg)		Plot No.
												Tune-up Limit	Meas.	Meas.	Scaled	Meas.	Scaled	
ANT6	Cell OFF	U-NII-2A	Head	802.11n (HT40)	Mode A	0	Left Touch	54	5270	0.784	95.4%	17.50	16.59					
							Left Tilt	54	5270	1.120	95.4%	17.50	16.59					
							Right Touch	54	5270	1.760	95.4%	17.50	16.59	0.886	1.146	0.305	0.394	151
							Right Touch	62	5310	1.730	95.4%	17.00	16.12	0.797	1.023	0.282	0.362	
							Right Tilt	54	5270	1.280	95.4%	17.50	16.59	0.478	0.618	0.163	0.211	
		U-NII-1	Body & Airplay	802.11n (HT40)	Mode B	5	Rear	38	5190	0.977	95.4%	16.50	16.01	0.608	0.714	0.167	0.196	
							Rear	46	5230	1.530	95.4%	17.75	16.89	0.808	1.033	0.220	0.281	152
							Front	46	5230	0.494	95.4%	17.75	16.89					
			Airplay	802.11n (HT40)	Mode B	5	Edge 1	46	5230	0.614	95.4%	17.75	16.89					
							Edge 4	46	5230	1.190	95.4%	17.75	16.89	0.589	0.753	0.184	0.235	

Antenna	WWAN Power	Antenna	RF Exposure Conditions	Mode	Power Mode	Dist. (mm)	Test Position	Ch #.	Freq. (MHz)	Area Scan Max. SAR (W/kg)	Duty Cycle	Power (dBm)		1-g SAR (W/kg)		10-g SAR (W/kg)		Plot No.
												Tune-up Limit	Meas.	Meas.	Scaled	Meas.	Scaled	
ANT6	Cell OFF	U-NII-2C	Head	802.11ac (VHT80)	Mode A	0	Left Touch	122	5610	1.140	92.2%	18.25	17.26					
							Left Tilt	122	5610	1.310	92.2%	18.25	17.26	0.526	0.716	0.127	0.173	
							Right Touch	106	5530	1.220	92.2%	17.00	16.03	0.582	0.789	0.188	0.255	
							Right Touch	122	5610	1.600	92.2%	18.25	17.26	0.808	1.100	0.260	0.354	
							Right Touch	138	5690	1.660	92.2%	18.25	17.20	0.832	1.149	0.249	0.344	153
							Right Tilt	122	5610	1.240	92.2%	18.25	17.26					
			Body & Airplay	802.11ac (VHT80)	Mode B	5	Rear	106	5530	1.710	92.2%	17.00	15.68	0.721	1.060	0.200	0.294	154
							Rear	122	5610	1.370	92.2%	17.00	15.81	0.677	0.966	0.188	0.268	
							Rear	138	5690	1.610	92.2%	17.00	15.57	0.642	0.968	0.184	0.277	
							Front	122	5610	0.257	92.2%	17.00	15.81					
			Airplay	802.11ac (VHT80)	Mode B	5	Edge 1	122	5610	0.294	92.2%	17.00	15.81					
							Edge 4	122	5610	0.943	92.2%	17.00	15.81	0.546	0.779	0.168	0.240	

Antenna	WWAN Power	Antenna	RF Exposure Conditions	Mode	Power Mode	Dist. (mm)	Test Position	Ch #.	Freq. (MHz)	Area Scan Max. SAR (W/kg)	Duty Cycle	Power (dBm)		1-g SAR (W/kg)		10-g SAR (W/kg)		Plot No.
												Tune-up Limit	Meas.	Meas.	Scaled	Meas.	Scaled	
ANT6	Cell OFF	U-NII-3	Head	802.11ac (VHT80)	Mode A	0	Left Touch	155	5775	0.661	92.2%	20.00	19.07					
							Left Tilt	155	5775	0.967	92.2%	20.00	19.07					
							Right Touch	155	5775	2.220	92.2%	20.00	19.07	0.849	1.140	0.246	0.330	155
							Right Tilt	155	5775	1.580	92.2%	20.00	19.07	0.732	0.983	0.219	0.294	
			Body & Airplay	802.11ac (VHT80)	Mode B	5	Rear	155	5775	1.580	92.2%	16.50	15.28	0.742	1.066	0.206	0.296	156
							Front	155	5775	0.167	92.2%	16.50	15.28					
			Airplay	802.11ac (VHT80)	Mode B	5	Edge 1	155	5775	0.288	92.2%	16.50	15.28					
							Edge 4	155	5775	1.040	92.2%	16.50	15.28	0.427	0.613	0.115	0.165	

This report shall not be reproduced without the written approval of UL Verification Services Inc.

Antenna	WWAN Power	Band	RF Exposure Conditions	Mode	Power Mode	Dist. (mm)	Test Position	Ch #.	Freq. (MHz)	Area Scan Max. SAR (W/kg)	Duty Cycle	Power (dBm)		1-g SAR (W/kg)		10-g SAR (W/kg)		Plot No.
												Tune-up Limit	Meas.	Meas.	Scaled	Meas.	Scaled	
ANT5	Cell ON	U-NII-2A	Head	802.11n (HT40)	Mode A	0	Left Touch	54	5270	0.071	95.4%	18.25	17.59					
							Left Tilt	54	5270	0.008	95.4%	18.25	17.59					
							Right Touch	54	5270	0.091	95.4%	18.25	17.59	0.042	0.052	0.016	0.020	157
							Right Tilt	54	5270	0.091	95.4%	18.25	17.59					
		U-NII-1	Body & Airplay	802.11ac (VHT80)	Mode B	5	Rear	42	5210	0.687	92.2%	13.75	12.01	0.281	0.455	0.093	0.151	158
							Front	42	5210	0.028	92.2%	13.75	12.01					
			Airplay	802.11ac (VHT80)	Mode B	5	Edge 3	42	5210	0.096	92.2%	13.75	12.01					
							Edge 4	42	5210	0.140	92.2%	13.75	12.01	0.077	0.125	0.033	0.053	
Antenna	WWAN Power	Band	RF Exposure Conditions	Mode	Power Mode	Dist. (mm)	Test Position	Ch #.	Freq. (MHz)	Area Scan Max. SAR (W/kg)	Duty Cycle	Power (dBm)		1-g SAR (W/kg)		10-g SAR (W/kg)		Plot No.
												Tune-up Limit	Meas.	Meas.	Scaled	Meas.	Scaled	
ANT5	Cell ON	U-NII-2C	Head	802.11ac (VHT80)	Mode A	0	Left Touch	122	5610	0.067	92.2%	18.75	18.06					
							Left Tilt	122	5610	0.025	92.2%	18.75	18.06					
							Right Touch	122	5610	0.101	92.2%	18.75	18.06	0.037	0.047	0.012	0.015	159
							Right Tilt	122	5610	0.017	92.2%	18.75	18.06					
			Body & Airplay	802.11ac (VHT80)	Mode B	5	Rear	122	5610	0.761	92.2%	14.00	12.81	0.317	0.452	0.100	0.143	160
							Front	122	5610	0.029	92.2%	14.00	12.81					
			Airplay	802.11ac (VHT80)	Mode B	5	Edge 3	122	5610	0.124	92.2%	14.00	12.81					
							Edge 4	122	5610	0.135	92.2%	14.00	12.81	0.056	0.080	0.017	0.025	
Antenna	WWAN Power	Band	RF Exposure Conditions	Mode	Power Mode	Dist. (mm)	Test Position	Ch #.	Freq. (MHz)	Area Scan Max. SAR (W/kg)	Duty Cycle	Power (dBm)		1-g SAR (W/kg)		10-g SAR (W/kg)		Plot No.
												Tune-up Limit	Meas.	Meas.	Scaled	Meas.	Scaled	
ANT5	Cell ON	U-NII-3	Head	802.11ac (VHT80)	Mode A	0	Left Touch	155	5775	0.024	92.2%	18.50	17.76	0.000	0.000	0.000	0.000	161
							Left Tilt	155	5775	0.013	92.2%	18.50	17.76					
							Right Touch	155	5775	0.017	92.2%	18.50	17.76					
							Right Tilt	155	5775	0.015	92.2%	18.50	17.76					
			Body & Airplay	802.11ac (VHT80)	Mode B	5	Rear	155	5775	0.637	92.2%	14.00	12.67	0.310	0.457	0.092	0.136	162
							Front	155	5775	0.017	92.2%	14.00	12.67					
			Airplay	802.11ac (VHT80)	Mode B	5	Edge 3	155	5775	0.078	92.2%	14.00	12.67					
							Edge 4	155	5775	0.123	92.2%	14.00	12.67	0.045	0.066	0.012	0.018	163
Antenna	WWAN Power	Antenna	RF Exposure Conditions	Mode	Power Mode	Dist. (mm)	Test Position	Ch #.	Freq. (MHz)	Area Scan Max. SAR (W/kg)	Duty Cycle	Power (dBm)		1-g SAR (W/kg)		10-g SAR (W/kg)		Plot No.
												Tune-up Limit	Meas.	Meas.	Scaled	Meas.	Scaled	
ANT6	Cell ON	U-NII-2A	Head	802.11ac (VHT80)	Mode A	0	Left Touch	58	5290	0.148	92.2%	11.50	10.89					
							Left Tilt	58	5290	0.155	92.2%	11.50	10.89					
							Right Touch	58	5290	0.528	92.2%	11.50	10.89	0.283	0.353	0.088	0.110	164
							Right Tilt	58	5290	0.313	92.2%	11.50	10.89					
		U-NII-1	Body & Airplay	802.11ac (VHT80)	Mode B	5	Rear	42	5210	0.878	92.2%	13.75	12.76	0.330	0.449	0.091	0.123	165
							Front	42	5210	0.251	92.2%	13.75	12.76					
			Airplay	802.11ac (VHT80)	Mode B	5	Edge 1	42	5210	0.238	92.2%	13.75	12.76					
							Edge 4	42	5210	0.446	92.2%	13.75	12.76	0.188	0.256	0.057	0.078	166
Antenna	WWAN Power	Antenna	RF Exposure Conditions	Mode	Power Mode	Dist. (mm)	Test Position	Ch #.	Freq. (MHz)	Area Scan Max. SAR (W/kg)	Duty Cycle	Power (dBm)		1-g SAR (W/kg)		10-g SAR (W/kg)		Plot No.
												Tune-up Limit	Meas.	Meas.	Scaled	Meas.	Scaled	
ANT6	Cell ON	U-NII-2C	Head	802.11ac (VHT80)	Mode A	0	Left Touch	122	5610	0.269	92.2%	13.50	12.88					
							Left Tilt	122	5610	0.314	92.2%	13.50	12.88					
							Right Touch	122	5610	0.604	92.2%	13.50	12.88	0.276	0.345	0.087	0.109	167
							Right Tilt	122	5610	0.456	92.2%	13.50	12.88					
			Body & Airplay	802.11ac (VHT80)	Mode B	5	Rear	122	5610	0.895	92.2%	13.25	12.32	0.336	0.451	0.093	0.125	168
							Front	122	5610	0.090	92.2%	13.25	12.32					
			Airplay	802.11ac (VHT80)	Mode B	5	Edge 1	122	5610	0.100	92.2%	13.25	12.32					
							Edge 4	122	5610	0.282	92.2%	13.25	12.32	0.155	0.208	0.045	0.060	169
Antenna	WWAN Power	Antenna	RF Exposure Conditions	Mode	Power Mode	Dist. (mm)	Test Position	Ch #.	Freq. (MHz)	Area Scan Max. SAR (W/kg)	Duty Cycle	Power (dBm)		1-g SAR (W/kg)		10-g SAR (W/kg)		Plot No.
												Tune-up Limit	Meas.	Meas.	Scaled	Meas.	Scaled	
ANT6	Cell ON	U-NII-3	Head	802.11ac (VHT80)	Mode A	0	Left Touch	155	5775	0.294	92.2%	15.00	14.12					
							Left Tilt	155	5775	0.288	92.2%	15.00	14.12					
							Right Touch	155	5775	0.523	92.2%	15.00	14.12					
							Right Tilt	155	5775	0.747	92.2%	15.00	14.12	0.268	0.356	0.085	0.113	170
			Body & Airplay	802.11ac (VHT80)	Mode B	5	Rear	155	5775	0.967	92.2%	12.75	11.86	0.329	0.438	0.085	0.113	171
							Front	155	5775	0.077	92.2%	12.75	11.86					
			Airplay	802.11ac (VHT80)	Mode B	5	Edge 1	155	5775	0.113	92.2%	12.75	11.86					
							Edge 4	155	5775	0.314	92.2%	12.75	11.86	0.119	0.158	0.031	0.041	172

This report shall not be reproduced without the written approval of UL Verification Services Inc.

10.38. Bluetooth

Antenna	RF Exposure Conditions	Mode	Power Mode	Dist. (mm)	Test Position	Ch #.	Freq. (MHz)	Duty Cycle	Power (dBm)		1-g SAR (W/kg)		10-g SAR (W/kg)		Plot No.
									Tune-up Limit	Meas.	Meas.	Scaled	Meas.	Scaled	
ANT3 P_{low}	Head	GFSK	Mode A	0	Left Touch	39	2441	100.0%	13.50	12.12	0.038	0.052	0.020	0.027	173
					Left Tilt	39	2441	100.0%	13.50	12.12	0.011	0.015	0.005	0.007	
					Right Touch	39	2441	100.0%	13.50	12.12	0.021	0.029	0.008	0.011	
					Right Tilt	39	2441	100.0%	13.50	12.12	0.021	0.029	0.009	0.013	
	Body & Hotspot	GFSK	Mode B	5	Rear	39	2441	100.0%	9.75	8.22	0.041	0.058	0.020	0.028	174
					Front	39	2441	100.0%	9.75	8.22	0.037	0.053	0.016	0.023	
	Hotspot	GFSK	Mode B	5	Edge 3	39	2441	100.0%	9.75	8.22	0.008	0.011	0.002	0.003	
					Edge 4	39	2441	100.0%	9.75	8.22	0.058	0.082	0.025	0.036	175
Antenna	RF Exposure Conditions	Mode	Power Mode	Dist. (mm)	Test Position	Ch #.	Freq. (MHz)	Duty Cycle	Power (dBm)		1-g SAR (W/kg)		10-g SAR (W/kg)		Plot No.
									Tune-up Limit	Meas.	Meas.	Scaled	Meas.	Scaled	
ANT3 P_{high}	Head	GFSK	Mode A	0	Left Touch	39	2441	100.0%	19.50	18.17	0.167	0.227	0.087	0.118	176
					Left Tilt	39	2441	100.0%	19.50	18.17	0.058	0.079	0.030	0.041	
					Right Touch	39	2441	100.0%	19.50	18.17	0.085	0.115	0.048	0.065	
					Right Tilt	39	2441	100.0%	19.50	18.17	0.086	0.117	0.044	0.060	
	Body & Hotspot	GFSK	Mode B	5	Rear	39	2441	100.0%	15.50	14.29	0.199	0.263	0.106	0.140	177
					Front	39	2441	100.0%	15.50	14.29	0.177	0.234	0.087	0.115	
	Hotspot	GFSK	Mode B	5	Edge 3	39	2441	100.0%	15.50	14.29	0.038	0.050	0.018	0.024	
					Edge 4	39	2441	100.0%	15.50	14.29	0.225	0.297	0.098	0.129	178
Antenna	RF Exposure Conditions	Mode	Power Mode	Dist. (mm)	Test Position	Ch #.	Freq. (MHz)	Duty Cycle	Power (dBm)		1-g SAR (W/kg)		10-g SAR (W/kg)		Plot No.
									Tune-up Limit	Meas.	Meas.	Scaled	Meas.	Scaled	
ANT3 $P_{standlone}$	Head	GFSK	Mode A	0	Left Touch	39	2441	100.0%	20.00	18.50	0.113	0.160	0.062	0.088	179
					Left Tilt	39	2441	100.0%	20.00	18.50	0.042	0.059	0.022	0.031	
					Right Touch	39	2441	100.0%	20.00	18.50	0.066	0.093	0.035	0.050	
					Right Tilt	39	2441	100.0%	20.00	18.50	0.072	0.102	0.038	0.053	
	Body & Hotspot	GFSK	Mode B	5	Rear	39	2441	100.0%	20.00	19.19	0.586	0.706	0.319	0.384	180
					Front	39	2441	100.0%	20.00	19.19	0.550	0.663	0.280	0.337	
	Hotspot	GFSK	Mode B	5	Edge 3	39	2441	100.0%	20.00	19.19	0.124	0.149	0.054	0.065	
					Edge 4	0	2402	100.0%	20.00	19.16	0.736	0.893	0.327	0.397	
					Edge 4	39	2441	100.0%	20.00	19.19	0.791	0.953	0.355	0.428	181
					Edge 4	78	2480	100.0%	20.00	19.10	0.747	0.919	0.330	0.406	
Antenna	RF Exposure Conditions	Mode	Power Mode	Dist. (mm)	Test Position	Ch #.	Freq. (MHz)	Duty Cycle	Power (dBm)		1-g SAR (W/kg)		10-g SAR (W/kg)		Plot No.
									Tune-up Limit	Meas.	Meas.	Scaled	Meas.	Scaled	
ANT4 P_{low}	Head	GFSK	Mode A	0	Left Touch	39	2441	100.0%	10.75	9.43	0.066	0.089	0.030	0.041	182
					Left Tilt	39	2441	100.0%	10.75	9.43	0.046	0.062	0.019	0.026	
					Right Touch	39	2441	100.0%	10.75	9.43	0.009	0.013	0.003	0.004	
					Right Tilt	39	2441	100.0%	10.75	9.43	0.010	0.014	0.003	0.004	
	Body & Hotspot	GFSK	Mode B	5	Rear	39	2441	100.0%	9.00	7.48	0.042	0.060	0.020	0.029	183
					Front	39	2441	100.0%	9.00	7.48	0.012	0.017	0.004	0.006	
	Hotspot	GFSK	Mode B	5	Edge 1	39	2441	100.0%	9.00	7.48	0.018	0.026	0.006	0.008	
					Edge 2	39	2441	100.0%	9.00	7.48	0.053	0.075	0.024	0.034	184
Antenna	RF Exposure Conditions	Mode	Power Mode	Dist. (mm)	Test Position	Ch #.	Freq. (MHz)	Duty Cycle	Power (dBm)		1-g SAR (W/kg)		10-g SAR (W/kg)		Plot No.
									Tune-up Limit	Meas.	Meas.	Scaled	Meas.	Scaled	
ANT4 P_{high}	Head	GFSK	Mode A	0	Left Touch	39	2441	100.0%	16.25	15.50	0.301	0.358	0.151	0.179	185
					Left Tilt	39	2441	100.0%	16.25	15.50	0.210	0.250	0.097	0.115	
					Right Touch	39	2441	100.0%	16.25	15.50	0.090	0.107	0.049	0.058	
					Right Tilt	39	2441	100.0%	16.25	15.50	0.041	0.049	0.018	0.021	
	Body & Hotspot	GFSK	Mode B	5	Rear	39	2441	100.0%	15.00	13.61	0.198	0.273	0.103	0.142	186
					Front	39	2441	100.0%	15.00	13.61	0.079	0.109	0.039	0.054	
	Hotspot	GFSK	Mode B	5	Edge 1	39	2441	100.0%	15.00	13.61	0.063	0.086	0.024	0.033	
					Edge 2	39	2441	100.0%	15.00	13.61	0.238	0.328	0.106	0.146	187
Antenna	RF Exposure Conditions	Mode	Power Mode	Dist. (mm)	Test Position	Ch #.	Freq. (MHz)	Duty Cycle	Power (dBm)		1-g SAR (W/kg)		10-g SAR (W/kg)		Plot No.
									Tune-up Limit	Meas.	Meas.	Scaled	Meas.	Scaled	
ANT4 $P_{standlone}$	Head	GFSK	Mode A	0	Left Touch	0	2402	100.0%	20.00	18.60	0.616	0.850	0.305	0.421	
					Left Touch	39	2441	100.0%	20.00	18.64	0.711	0.972	0.363	0.496	188
					Left Touch	78	2480	100.0%	20.00	18.29	0.601	0.891	0.306	0.454	
					Left Tilt	39	2441	100.0%	20.00	18.64	0.659	0.901	0.322	0.440	
					Right Touch	39	2441	100.0%	20.00	18.64	0.273	0.373	0.157	0.215	
					Right Tilt	39	2441	100.0%	20.00	18.64	0.215	0.294	0.112	0.153	
	Body & Hotspot	GFSK	Mode B	5	Rear	39	2441	100.0%	19.75	18.61	0.396	0.515	0.218	0.283	189
					Front	39	2441	100.0%	19.75	18.61	0.281	0.365	0.145	0.189	
	Hotspot	GFSK	Mode B	5	Edge 1	39	2441	100.0%	19.75	18.61	0.234	0.304	0.091	0.119	
					Edge 2	0	2402	100.0%	19.75	18.51	0.659	0.877	0.296	0.394	
					Edge 2	39	2441	100.0%	19.75	18.61	0.780	1.014	0.345	0.449	190
					Edge 2	78	2480	100.0%	19.75	18.21	0.609	0.868	0.268	0.382	

This report shall not be reproduced without the written approval of UL Verification Services Inc.

10.39. MSS (Mobile Satellite Service)

Antenna	RF Exposure Conditions	Mode	Power Mode	Dist. (mm)	Test Position	Ch #.	Freq. (MHz)	Power (dBm)		1-g SAR (W/kg)		10-g SAR (W/kg)		Plot No.
								Tune-up Limit	Meas.	Meas.	Scaled	Meas.	Scaled	
ANT1	Body & Hotspot	1-PRB SC-FDMA	Mode B	5	Rear	262316	1610.1	21.5	20.8	0.710	0.834	0.362	0.425	312
					Rear	262391	1617.6	21.5	20.8	0.698	0.820	0.358	0.421	
					Rear	262466	1625.1	21.5	20.8	0.663	0.779	0.338	0.397	
					Front	262391	1617.6	21.5	20.8	0.439	0.516	0.242	0.284	
	Hotspot	1-PRB SC-FDMA	Mode B	5	Edge 2	262391	1617.6	21.5	20.8	0.652	0.766	0.313	0.368	
					Edge 3	262316	1610.1	21.5	20.8	0.666	0.782	0.333	0.391	
					Edge 3	262391	1617.6	21.5	20.8	0.745	0.875	0.372	0.437	313
					Edge 3	262466	1625.1	21.5	20.8	0.618	0.726	0.313	0.368	
					Edge 4	262391	1617.6	21.5	20.8	0.013	0.016	0.005	0.006	
Antenna	RF Exposure Conditions	Mode	Power Mode	Dist. (mm)	Test Position	Ch #.	Freq. (MHz)	Power (dBm)		1-g SAR (W/kg)		10-g SAR (W/kg)		Plot No.
								Tune-up Limit	Meas.	Meas.	Scaled	Meas.	Scaled	
ANT4	Body & Hotspot	1-PRB SC-FDMA	Mode B	5	Rear	262316	1610.1	21.0	20.3	0.535	0.629	0.289	0.340	
					Rear	262391	1617.6	21.0	20.3	0.745	0.875	0.400	0.470	314
					Rear	262466	1625.1	21.0	20.3	0.630	0.740	0.340	0.399	
					Front	262391	1617.6	21.0	20.3	0.482	0.566	0.256	0.301	
	Hotspot	1-PRB SC-FDMA	Mode B	5	Edge 1	262391	1617.6	21.0	20.3	0.372	0.437	0.180	0.211	
					Edge 2	262316	1610.1	21.0	20.3	0.667	0.784	0.333	0.391	
					Edge 2	262391	1617.6	21.0	20.3	0.797	**0.936**	0.396	0.465	315
					Edge 2	262466	1625.1	21.0	20.3	0.667	0.784	0.334	0.392	
					Edge 4	262391	1617.6	21.0	20.3	0.023	0.027	0.012	0.014	

Note(s):

Although hotspot mode is not supported for MSS, the MSS was assessed for the hotspot exposure condition to conservatively address both close to body and interactive (extremity) use conditions.

This report shall not be reproduced without the written approval of UL Verification Services Inc.

11. SAR Measurement Variability

In accordance with published RF Exposure KDB 865664 D01 SAR measurement 100 MHz to 6 GHz. These additional measurements are repeated after the completion of all measurements requiring the same head or body tissue-equivalent medium in a frequency band. The test device should be returned to ambient conditions (normal room temperature) with the battery fully charged before it is re-mounted on the device holder for the repeated measurement(s) to minimize any unexpected variations in the repeated results.

1) Repeated measurement is not required when the original highest measured SAR is <0.8 or 2 W/kg (1-g or 10-g respectively); steps 2) through 4) do not apply.
2) When the original highest measured SAR is ≥ 0.8 or 2 W/kg (1-g or 10-g respectively), repeat that measurement once.
3) Perform a second repeated measurement only if the ratio of largest to smallest SAR for the original and first repeated measurements is > 1.20 or when the original or repeated measurement is ≥ 1.45 or 3.6 W/kg (~ 10% from the 1-g or 10-g respective SAR limit).
4) Perform a third repeated measurement only if the original, first, or second repeated measurement is ≥ 1.5 or 3.75 W/kg (1-g or 10-g respectively) and the ratio of largest to smallest SAR for the original, first and second repeated measurements is > 1.20.

Frequency Band (MHz)	Air Interface	RF Exposure Conditions	Test Position	Repeated SAR (Yes/No)	Highest Measured SAR (W/kg)	First Repeated	
						Measured SAR (W/kg)	Largest to Smallest SAR Ratio
700	FR1 n12	Head	Right Touch	Yes	0.802	0.777	1.03
850	LTE Band 26	Head	Right Touch	Yes	0.822	0.700	1.17
1700	WCDMA Band IV	Hotspot	Edge 3	Yes	0.895	0.885	1.01
	LTE Band 66	Hotspot	Edge 3	No	0.815	N/A	N/A
	FR1 n70	Hotspot	Edge 3	No	0.847	N/A	N/A
1900	GSM 1900	Body & Hotspot	Rear	No	0.837	N/A	N/A
	WCDMA Band II	Head	Right Touch	No	0.831	N/A	N/A
	LTE Band 25	Head	Right Touch	Yes	0.893	0.814	1.10
	FR1 n25	Hotspot	Edge 2	No	0.825	N/A	N/A
2300	FR1 n30	Body & Hotspot	Rear	Yes	0.882	0.833	1.06
2400	Wi-Fi 802.11b/g/n	Head	Left Touch	Yes	0.863	0.806	1.07
2500	LTE Band 7	Hotspot	Edge 2	No	0.860	N/A	N/A
	FR1 n7	Head	Left Touch	Yes	0.870	0.769	1.13
2600	LTE Band 41	Hotspot	Edge 2	Yes	0.871	0.846	1.03
	FR1 n41	Hotspot	Edge 2	No	0.835	N/A	N/A
3600	LTE Band 48	Hotspot	Edge 2	No	0.874	N/A	N/A
	FR1 n77 (Block A)	Body & Hotspot	Rear	Yes	0.898	0.856	1.05
	FR1 n77 (Block C)	Body & Hotspot	Rear	No	0.822	N/A	N/A
5200	Wi-Fi 802.11a/n/ac	Body & Hotspot	Rear	Yes	0.808	0.737	1.10
5300	Wi-Fi 802.11a/n/ac	Head	Right Touch	Yes	0.886	0.846	1.05
5500	Wi-Fi 802.11a/n/ac	Head	Right Touch	Yes	0.832	0.824	1.01
5800	Wi-Fi 802.11a/n/ac	Head	Right Touch	Yes	0.849	0.786	1.08

Note(s):
Second Repeated Measurement is not required since the ratio of the largest to smallest SAR for the original and first repeated measurement is < 1.20.

This report shall not be reproduced without the written approval of UL Verification Services Inc.

12. Simultaneous Transmission Conditions

KDB 447498 D01 General RF Exposure Guidance provides two procedures for determining simultaneous transmission SAR test exclusion: Sum of SAR and SAR to Peak Location Ratio (SPLSR)

Sum of SAR

To qualify for simultaneous transmission SAR test exclusion based upon Sum of SAR the sum of the reported standalone SARs for all simultaneously transmitting antennas shall be below the applicable standalone SAR limit. If the sum of the SARs is above the applicable limit then simultaneous transmission SAR test exclusion may still apply if the requirements of the SAR to Peak Location Ratio (SPLSR) evaluation are met.

SAR to Peak Location Ratio (SPLSR)

KDB 447498 D01 General RF Exposure Guidance explains how to calculate the SAR to Peak Location Ratio (SPLSR) between pairs of simultaneously transmitting antennas:

$$SPLSR = (SAR_1 + SAR_2)^{1.5} / Ri$$

Where:

SAR_1 is the highest reported or estimated SAR for the first of a pair of simultaneous transmitting antennas, in a specific test operating mode and exposure condition

SAR_2 is the highest reported or estimated SAR for the second of a pair of simultaneous transmitting antennas, in the same test operating mode and exposure condition as the first

Ri is the separation distance between the pair of simultaneous transmitting antennas. When the SAR is measured, for both antennas in the pair, it is determined by the actual x, y and z coordinates in the 1-g SAR for each SAR peak location, based on the extrapolated and interpolated result in the zoom scan measurement, using the formula of $[(x_1-x_2)^2 + (y_1-y_2)^2 + (z_1-z_2)^2]$

In order for a pair of simultaneous transmitting antennas with the sum of 1-g SAR > 1.6 W/kg to qualify for exemption from Simultaneous Transmission SAR measurements, it has to satisfy the condition of:

$$(SAR_1 + SAR_2)^{1.5} / Ri \leq 0.04$$

When an individual antenna transmits at on two bands simultaneously, the sum of the highest *reported* SAR for the frequency bands should be used to determine SAR_1.or SAR_2. When SPLSR is necessary, the smallest distance between the peak SAR locations for the antenna pair with respect to the peaks from each antenna should be used.

The antennas in all antenna pairs that do not qualify for simultaneous transmission SAR test exclusion must be tested for SAR compliance, according to the enlarged zoom scan and volume scan post-processing procedures in KDB Publication 865664 D01

Simultaneous transmission SAR measurement

When simultaneous transmission SAR measurements are required in different frequency bands not covered by a single probe calibration point then separate tests for each frequency band are performed. The tests are performed using enlarged zoom scans which are processed, by means of superposition, using the DASY volume scan post-processing procedures to determine the 1-g SAR for the aggregate SAR distribution.

The spatial resolution used for all enlarged zoom scans is the same as used for the most stringent zoom scans. I.E. the scan parameters required for the highest frequency assessed are used for all enlarged zoom scans. The scans cover the complete area of the device to ensure all transmitting antennas and radiating structures are assessed.

DASY provides the ability to perform Multiband Evaluations according to the latest standards using the Volume Scan job as well as appropriate routines for the Post-processing.

In order to extract and process measurements within different frequency bands, the SEMCAD X Post-processor performs the combination and subsequent superposition of these measurement data via DASY = Combined MultiBand Averaged SAR.

Combined Multi Band Averaged SAR allows - in addition to the data extraction - an evaluation of the 1 g, 10 g and/or arbitrary averaged mass SAR.

This report shall not be reproduced without the written approval of UL Verification Services Inc.

Power Scaling Factor is used to allow the volume scans to be scaled by a value other than "1", this is important when the results need to be scaled to different maximum power levels. The Power Scaling Factor is applied to each individual point of the scan. When power scaling is used in multi-band combinations the scaling factor is applied to each individual point of the first scan, the second factor is then applied to each individual point of the second scan and so on. The scans are then combined.

Simultaneous transmission SAR Exclusion

According to KDB 248227 D01, simultaneous SAR provisions in KDB 447498 D01 apply to determine simultaneous transmission SAR test exclusion for Wi-Fi MIMO. If the sum of 1-g single transmission chain SAR measurements is <1.6W/kg and/or the MIMO output power is equal or less than a single chain, then no additional SAR measurements for simultaneously at the specified maximum output power of MIMO operation.

When antennas are spatially separated to the extent that SAR distributions do not overlap and can be treated independently, SAR compliance for simultaneous transmission is determined separately for each individual antenna.

In Airplay mode, the device uses same power and power control mechanism as Wi-Fi. Airplay is not supported in hotspot mode. Airplay utilize the same 802.11 modes, modulation, MIMO, Channel Bandwidth, etc. as Wi-Fi does. Therefore Airplay usage is categorized by the Wi-Fi SAR testing contained in Section 10.

The simultaneous transmission possibilities for this device are listed as below.

RF Exposure Condition	Item	Capable Transmit Configurations		
Head Body Worn Accessory Hotspot	1	WWAN & 5G OFF (CELLULAR ANTENNAS OFF)	+ (ANT5) Wi-Fi 5 GHz SISO	+ (ANT3) Bluetooth (P_{High})
	2		+ (ANT6) Wi-Fi 5 GHz SISO	+ (ANT3) Bluetooth (P_{High})
	3		+ Wi-Fi 5 GHz MIMO	+ (ANT3) Bluetooth (P_{High})
	4		+ (ANT5) Wi-Fi 5 GHz SISO	+ (ANT4) Bluetooth (P_{High})
	5		+ (ANT6) Wi-Fi 5 GHz SISO	+ (ANT4) Bluetooth (P_{High})
	6		+ Wi-Fi 5 GHz MIMO	+ (ANT4) Bluetooth (P_{High})
	7	WWAN & 5G ON (CELLULAR ANTENNAS ON)	+ (ANT3) Wi-Fi 2.4 GHz SISO	
	8		+ (ANT4) Wi-Fi 2.4 GHz SISO	
	9		+ Wi-Fi 2.4 GHz MIMO	
	10			+ (ANT3) Bluetooth (P_{High})
	11			+ (ANT4) Bluetooth (P_{High})
	12		+ (ANT5) Wi-Fi 5 GHz SISO	
	13		+ (ANT6) Wi-Fi 5 GHz SISO	
	14		+ Wi-Fi 5 GHz MIMO	
	15		+ (ANT5) Wi-Fi 5 GHz SISO	+ (ANT3) Bluetooth (P_{low})
	16		+ (ANT6) Wi-Fi 5 GHz SISO	+ (ANT3) Bluetooth (P_{low})
	17		+ Wi-Fi 5 GHz MIMO	+ (ANT3) Bluetooth (P_{low})
	18		+ (ANT5) Wi-Fi 5 GHz SISO	+ (ANT4) Bluetooth (P_{low})
	19		+ (ANT6) Wi-Fi 5 GHz SISO	+ (ANT4) Bluetooth (P_{low})
	20		+ Wi-Fi 5 GHz MIMO	+ (ANT4) Bluetooth (P_{low})

Note(s):

1. Wi-Fi 2.4GHz & Bluetooth cannot transmit simultaneously.
2. Wi-Fi 2.4GHz & Wi-Fi 5GHz cannot transmit simultaneously.
3. WWAN cannot transmit simultaneously.
4. Bluetooth P_{low} is used with Wi-Fi and WWAN antennas are active.
5. Bluetooth P_{high} is used when Wi-Fi antenna is active and WWAN antenna is inactive or with Wi-Fi inactive and WWAN antenna is active.
6. Bluetooth $P_{standalone}$ is used with Wi-Fi and WWAN antennas are inactive.
7. Wi-Fi SISO mode SAR result can also represent for MIMO mode SAR and is used for MIMO mode simultaneous transmission analysis because antennas are not overlapping and the MIMO mode maximum power is equal or less than SISO mode.
8. 5G NR only supported NSA mode.
9. For EN-DC mode, Qualcomm Smart Transmit algorithm in WWAN adds directly the time-averaged RF exposure from 4G(LTE) and time-averaged RF exposure from 5G NR. Smart Transmit algorithm controls the total RF exposure from both 4G and 5G NR to not exceed FCC limit. Therefore, simultaneous transmission compliance between 4G+5G NR operation is demonstrated in the Part 2 Report during algorithm validation. In Part 1 Report, simultaneous transmission compliance was evaluated individually with other Radios (WLAN or BT) using one of 4G or 5G NR.

This report shall not be reproduced without the written approval of UL Verification Services Inc.

12.1. Sum of the SAR for WWAN Cell-off & Wi-Fi & BT results

RF Exposure conditions	Test Position	Standalone SAR (W/kg)				∑ 1-g SAR (W/kg)			
		1	2	3	4				
		Wi-Fi 5G $P_{cell\ OFF}$ ANT5	Wi-Fi 5G $P_{cell\ OFF}$ ANT6	BT(P_{high}) ANT3	BT(P_{high}) ANT4	1+3	1+4	2+3	2+4
Head	Left Touch	0.104	0.716	0.227	0.358	0.330	0.461	0.943	1.074
	Left Tilt	0.104	0.716	0.079	0.250	0.182	0.353	0.795	0.966
	Right Touch	0.104	1.149	0.115	0.107	0.219	0.211	1.264	1.256
	Right Tilt	0.104	0.983	0.117	0.049	0.220	0.152	1.100	1.032
Body-worn & Hotspot	Rear	1.145	1.066	0.263	0.273	1.408	1.418	1.328	1.338
	Front	1.145	1.066	0.234	0.109	1.379	1.254	1.299	1.174
Hotspot	Edge 1		0.779		0.086		0.086	0.779	0.865
	Edge 2				0.328		0.328		0.328
	Edge 3	0.221		0.050		0.271	0.221	0.050	
	Edge 4	0.221	0.779	0.297		0.518	0.221	1.076	0.779

12.2. Sum of the SAR for WWAN(TNE) Cell-on ANT1 & Wi-Fi & BT results

RF Exposure conditions	Test Position	Standalone SAR (W/kg)					∑ 1-g SAR (W/kg)			
		1	2	3	6	7				
		WWAN (TNE) ANT1	Wi-Fi 2.4G $P_{cell\ ON}$ ANT3	Wi-Fi 2.4G $P_{cell\ ON}$ ANT4	BT(P_{high}) ANT3	BT(P_{high}) ANT4	1+2	1+3	1+6	1+7
Head	Left Touch	0.103	0.275	0.457	0.227	0.358	0.377	0.560	0.330	0.460
	Left Tilt	0.070	0.275	0.308	0.079	0.250	0.345	0.378	0.149	0.320
	Right Touch	0.213	0.275	0.308	0.115	0.107	0.487	0.521	0.328	0.320
	Right Tilt	0.039	0.275	0.308	0.117	0.049	0.313	0.347	0.156	0.088
Body-worn & Hptspot	Rear	0.921	0.254	0.401	0.263	0.273	1.176	1.322	1.184	1.194
	Front	0.537	0.254	0.401	0.234	0.109	0.792	0.938	0.771	0.646
Hotspot	Edge 1			0.401		0.086		0.401		0.086
	Edge 2	0.938		0.549		0.328	0.938	1.486	0.938	1.265
	Edge 3	0.726	0.254		0.050		0.981	0.726	0.776	0.726
	Edge 4	0.040	0.511		0.297		0.552	0.040	0.338	0.040

RF Exposure conditions	Test Position	Standalone SAR (W/kg)					∑ 1-g SAR (W/kg)			
		1	4	5	8	9				
		WWAN (TNE) ANT1	Wi-Fi 5G $P_{cell\ ON}$ ANT5	Wi-Fi 5G $P_{cell\ ON}$ ANT6	BT(P_{Low}) ANT3	BT(P_{Low}) ANT4	1+4+8	1+4+9	1+5+8	1+5+9
Head	Left Touch	0.103	0.052	0.353	0.052	0.089	0.206	0.244	0.508	0.545
	Left Tilt	0.070	0.052	0.353	0.015	0.062	0.137	0.184	0.439	0.486
	Right Touch	0.213	0.052	0.353	0.029	0.013	0.293	0.277	0.595	0.579
	Right Tilt	0.039	0.052	0.356	0.029	0.014	0.119	0.104	0.424	0.408
Body-worn & Hptspot	Rear	0.921	0.457	0.451	0.058	0.060	1.436	1.438	1.431	1.432
	Front	0.537	0.457	0.451	0.053	0.017	1.046	1.011	1.041	1.006
Hotspot	Edge 1			0.256		0.026		0.026	0.256	0.282
	Edge 2	0.938				0.075	0.938	1.013	0.938	1.013
	Edge 3	0.726	0.125		0.011		0.862	0.851	0.737	0.726
	Edge 4	0.040	0.125	0.256	0.082		0.247	0.165	0.379	0.296

This report shall not be reproduced without the written approval of UL Verification Services Inc.

12.3. Sum of the SAR for WWAN(TNE) Cell-on ANT2 & Wi-Fi & BT results

RF Exposure conditions	Test Position	Standalone SAR (W/kg)					∑ 1-g SAR (W/kg)			
		1	2	3	6	7	1+2	1+3	1+6	1+7
		WWAN (TNE) ANT2	Wi-Fi 2.4G $P_{cell\ ON}$ ANT3	Wi-Fi 2.4G $P_{cell\ ON}$ ANT4	BT(P_{high}) ANT3	BT(P_{high}) ANT4				
Head	Left Touch	0.723	0.275	0.457	0.227	0.358	0.998	1.181	0.950	1.081
	Left Tilt	0.742	0.275	0.308	0.079	0.250	1.017	1.050	0.821	0.992
	Right Touch	0.741	0.275	0.308	0.115	0.107	1.016	1.049	0.857	0.848
	Right Tilt	0.606	0.275	0.308	0.117	0.049	0.881	0.914	0.723	0.655
Body-worn & Hptspot	Rear	0.703	0.254	0.401	0.263	0.273	0.957	1.104	0.966	0.976
	Front	0.536	0.254	0.401	0.234	0.109	0.791	0.937	0.770	0.645
Hotspot	Edge 1	0.716		0.401		0.086	0.716	1.117	0.716	0.802
	Edge 2	0.042		0.549		0.328	0.042	0.591	0.042	0.370
	Edge 3		0.254		0.050		0.254		0.050	
	Edge 4	0.429	0.511		0.297		0.941	0.429	0.727	0.429

RF Exposure conditions	Test Position	Standalone SAR (W/kg)					∑ 1-g SAR (W/kg)			
		1	4	5	8	9	1+4+8	1+4+9	1+5+8	1+5+9
		WWAN (TNE) ANT2	Wi-Fi 5G $P_{cell\ ON}$ ANT5	Wi-Fi 5G $P_{cell\ ON}$ ANT6	BT(P_{Low}) ANT3	BT(P_{Low}) ANT4				
Head	Left Touch	0.723	0.052	0.353	0.052	0.089	0.827	0.864	1.129	1.166
	Left Tilt	0.742	0.052	0.353	0.015	0.062	0.809	0.856	1.111	1.158
	Right Touch	0.741	0.052	0.353	0.029	0.013	0.822	0.806	1.123	1.107
	Right Tilt	0.606	0.052	0.356	0.029	0.014	0.687	0.671	0.991	0.976
Body-worn & Hptspot	Rear	0.703	0.457	0.451	0.058	0.060	1.218	1.219	1.213	1.214
	Front	0.536	0.457	0.451	0.053	0.017	1.045	1.010	1.040	1.005
Hotspot	Edge 1	0.716		0.256		0.026	0.716	0.742	0.972	0.998
	Edge 2	0.042				0.075	0.042	0.117	0.042	0.117
	Edge 3		0.125		0.011		0.136	0.125	0.011	
	Edge 4	0.429	0.125	0.256	0.082		0.637	0.554	0.768	0.685

12.4. Sum of the SAR for WWAN(TNE) Cell-on ANT4 & Wi-Fi & BT results

RF Exposure conditions	Test Position	Standalone SAR (W/kg)					∑ 1-g SAR (W/kg)			
		1	2	3	6	7	1+2	1+3	1+6	1+7
		WWAN (TNE) ANT4	Wi-Fi 2.4G $P_{cell\ ON}$ ANT3	Wi-Fi 2.4G $P_{cell\ ON}$ ANT4	BT(P_{high}) ANT3	BT(P_{high}) ANT4				
Body-worn & Hptspot	Rear	0.875	0.254	0.401	0.263	0.273	1.130	1.276	1.138	1.148
	Front	0.566	0.254	0.401	0.234	0.109	0.821	0.967	0.800	0.675
Hotspot	Edge 1	0.437		0.401		0.086	0.437	0.838	0.437	0.523
	Edge 2	0.936		0.549		0.328	0.936	1.485	0.936	1.264
	Edge 3		0.254		0.050		0.254		0.050	
	Edge 4		0.511		0.297		0.511		0.297	

RF Exposure conditions	Test Position	Standalone SAR (W/kg)					∑ 1-g SAR (W/kg)			
		1	4	5	8	9	1+4+8	1+4+9	1+5+8	1+5+9
		WWAN (TNE) ANT4	Wi-Fi 5G $P_{cell\ ON}$ ANT5	Wi-Fi 5G $P_{cell\ ON}$ ANT6	BT(P_{Low}) ANT3	BT(P_{Low}) ANT4				
Body-worn & Hptspot	Rear	0.875	0.457	0.451	0.058	0.060	1.390	1.392	1.385	1.386
	Front	0.566	0.457	0.451	0.053	0.017	1.076	1.040	1.070	1.035
Hotspot	Edge 1	0.437		0.256		0.026	0.437	0.463	0.693	0.719
	Edge 2	0.936				0.075	0.936	1.012	0.936	1.012
	Edge 3		0.125		0.011		0.136	0.125	0.011	
	Edge 4		0.125	0.256	0.082		0.207	0.125	0.339	0.256

This report shall not be reproduced without the written approval of UL Verification Services Inc.

12.5. Sum of the SAR for WWAN(PCE) Cell-on ANT1 & Wi-Fi & BT results

RF Exposure conditions	Test Position	Standalone SAR (W/kg)					∑ 1-g SAR (W/kg)			
		1	2	3	6	7	1+2	1+3	1+6	1+7
		WWAN (PCE) ANT1	Wi-Fi 2.4G $P_{cell\ ON}$ ANT3	Wi-Fi 2.4G $P_{cell\ ON}$ ANT4	BT(P_{high}) ANT3	BT(P_{high}) ANT4				
Head	Left Touch	0.220	0.275	0.457	0.227	0.358	0.494	0.677	0.447	0.578
	Left Tilt	0.217	0.275	0.308	0.079	0.250	0.492	0.525	0.296	0.467
	Right Touch	0.422	0.275	0.308	0.115	0.107	0.696	0.730	0.537	0.529
	Right Tilt	0.159	0.275	0.308	0.117	0.049	0.434	0.467	0.276	0.208
Body-worn & Hptspot	Rear	0.919	0.254	0.401	0.263	0.273	1.173	1.320	1.181	1.191
	Front	0.795	0.254	0.401	0.234	0.109	1.049	1.196	1.028	0.903
Hotspot	Edge 1			0.401		0.086		0.401		0.086
	Edge 2	0.946		0.549		0.328	0.946	1.495	0.946	1.274
	Edge 3	0.937	0.254		0.050		1.192	0.937	0.987	0.937
	Edge 4	0.294	0.511		0.297		0.805	0.294	0.591	0.294

RF Exposure conditions	Test Position	Standalone SAR (W/kg)					∑ 1-g SAR (W/kg)			
		1	4	5	8	9	1+4+8	1+4+9	1+5+8	1+5+9
		WWAN (PCE) ANT1	Wi-Fi 5G $P_{cell\ ON}$ ANT5	Wi-Fi 5G $P_{cell\ ON}$ ANT6	BT(P_{Low}) ANT3	BT(P_{Low}) ANT4				
Head	Left Touch	0.220	0.052	0.353	0.052	0.089	0.324	0.361	0.625	0.663
	Left Tilt	0.217	0.052	0.353	0.015	0.062	0.284	0.331	0.585	0.632
	Right Touch	0.422	0.052	0.353	0.029	0.013	0.502	0.486	0.804	0.788
	Right Tilt	0.159	0.052	0.356	0.029	0.014	0.239	0.224	0.544	0.528
Body-worn & Hptspot	Rear	0.919	0.457	0.451	0.058	0.060	1.433	1.435	1.428	1.430
	Front	0.795	0.457	0.451	0.053	0.017	1.304	1.268	1.298	1.263
Hotspot	Edge 1			0.256		0.026		0.026	0.256	0.282
	Edge 2	0.946				0.075	0.946	1.021	0.946	1.021
	Edge 3	0.937	0.125		0.011		1.073	1.062	0.948	0.937
	Edge 4	0.294	0.125	0.256	0.082		0.501	0.419	0.632	0.550

12.6. Sum of the SAR for WWAN(PCE) Cell-on ANT2 & Wi-Fi & BT results

RF Exposure conditions	Test Position	Standalone SAR (W/kg)					∑ 1-g SAR (W/kg)			
		1	2	3	6	7	1+2	1+3	1+6	1+7
		WWAN (PCE) ANT2	Wi-Fi 2.4G $P_{cell\ ON}$ ANT3	Wi-Fi 2.4G $P_{cell\ ON}$ ANT4	BT(P_{high}) ANT3	BT(P_{high}) ANT4				
Head	Left Touch	0.797	0.275	0.457	0.227	0.358	1.071	1.254	1.024	1.155
	Left Tilt	0.714	0.275	0.308	0.079	0.250	0.989	1.022	0.793	0.964
	Right Touch	0.944	0.275	0.308	0.115	0.107	1.218	1.252	1.059	1.051
	Right Tilt	0.885	0.275	0.308	0.117	0.049	1.160	1.193	1.002	0.934
Body-worn & Hptspot	Rear	0.939	0.254	0.401	0.263	0.273	1.194	1.340	1.202	1.212
	Front	0.641	0.254	0.401	0.234	0.109	0.896	1.043	0.875	0.750
Hotspot	Edge 1	0.933		0.401		0.086	0.933	1.335	0.933	1.020
	Edge 2	0.368		0.549		0.328	0.368	0.917	0.368	0.696
	Edge 3		0.254		0.050		0.254		0.050	
	Edge 4	0.778	0.511		0.297		1.289	0.778	1.075	0.778

RF Exposure conditions	Test Position	Standalone SAR (W/kg)					∑ 1-g SAR (W/kg)			
		1	4	5	8	9	1+4+8	1+4+9	1+5+8	1+5+9
		WWAN (PCE) ANT2	Wi-Fi 5G $P_{cell\ ON}$ ANT5	Wi-Fi 5G $P_{cell\ ON}$ ANT6	BT(P_{Low}) ANT3	BT(P_{Low}) ANT4				
Head	Left Touch	0.797	0.052	0.353	0.052	0.089	0.901	0.938	1.202	1.239
	Left Tilt	0.714	0.052	0.353	0.015	0.062	0.781	0.828	1.082	1.130
	Right Touch	0.944	0.052	0.353	0.029	0.013	1.024	1.008	1.326	1.310
	Right Tilt	0.885	0.052	0.356	0.029	0.014	0.966	0.950	1.270	1.255
Body-worn & Hptspot	Rear	0.939	0.457	0.451	0.058	0.060	1.454	1.455	1.449	1.450
	Front	0.641	0.457	0.451	0.053	0.017	1.151	1.115	1.145	1.110
Hotspot	Edge 1	0.933		0.256		0.026	0.933	0.959	1.190	1.215
	Edge 2	0.368				0.075	0.368	0.443	0.368	0.443
	Edge 3		0.125		0.011		0.136	0.125	0.011	
	Edge 4	0.778	0.125	0.256	0.082		0.985	0.903	1.116	1.034

This report shall not be reproduced without the written approval of UL Verification Services Inc.

12.7. Sum of the SAR for WWAN(PCE) Cell-on ANT3 & Wi-Fi & BT results

RF Exposure conditions	Test Position	Standalone SAR (W/kg)					∑ 1-g SAR (W/kg)			
		1	2	3	6	7	1+2	1+3	1+6	1+7
		WWAN (PCE) ANT3	Wi-Fi 2.4G $P_{cell\ ON}$ ANT3	Wi-Fi 2.4G $P_{cell\ ON}$ ANT4	BT(P_{high}) ANT3	BT(P_{high}) ANT4				
Head	Left Touch	0.573	0.275	0.457	0.227	0.358	0.848	1.031	0.800	0.931
	Left Tilt	0.273	0.275	0.308	0.079	0.250	0.547	0.581	0.351	0.522
	Right Touch	0.318	0.275	0.308	0.115	0.107	0.592	0.626	0.433	0.424
	Right Tilt	0.316	0.275	0.308	0.117	0.049	0.591	0.624	0.433	0.365
Body-worn & Hptspot	Rear	0.854	0.254	0.401	0.263	0.273	1.108	1.255	1.117	1.127
	Front	0.689	0.254	0.401	0.234	0.109	0.943	1.090	0.923	0.798
Hotspot	Edge 1			0.401		0.086		0.401		0.086
	Edge 2			0.549		0.328		0.549		0.328
	Edge 3	0.380	0.254		0.050		0.634	0.380	0.430	0.380
	Edge 4	0.940	0.511		0.297		1.452	0.940	1.237	0.940

RF Exposure conditions	Test Position	Standalone SAR (W/kg)					∑ 1-g SAR (W/kg)			
		1	4	5	8	9	1+4+8	1+4+9	1+5+8	1+5+9
		WWAN (PCE) ANT3	Wi-Fi 5G $P_{cell\ ON}$ ANT5	Wi-Fi 5G $P_{cell\ ON}$ ANT6	BT(P_{Low}) ANT3	BT(P_{Low}) ANT4				
Head	Left Touch	0.573	0.052	0.353	0.052	0.089	0.677	0.714	0.979	1.016
	Left Tilt	0.273	0.052	0.353	0.015	0.062	0.339	0.387	0.641	0.688
	Right Touch	0.318	0.052	0.353	0.029	0.013	0.398	0.382	0.700	0.683
	Right Tilt	0.316	0.052	0.356	0.029	0.014	0.397	0.381	0.701	0.686
Body-worn & Hptspot	Rear	0.854	0.457	0.451	0.058	0.060	1.369	1.370	1.364	1.365
	Front	0.689	0.457	0.451	0.053	0.017	1.198	1.163	1.193	1.157
Hotspot	Edge 1			0.256		0.026		0.026	0.256	0.282
	Edge 2					0.075		0.075		0.075
	Edge 3	0.380	0.125		0.011		0.516	0.505	0.391	0.380
	Edge 4	0.940	0.125	0.256	0.082		1.147	1.065	1.279	1.196

12.8. Sum of the SAR for WWAN(PCE) Cell-on ANT4 & Wi-Fi & BT results

RF Exposure conditions	Test Position	Standalone SAR (W/kg)					∑ 1-g SAR (W/kg)			
		1	2	3	6	7	1+2	1+3	1+6	1+7
		WWAN (PCE) ANT4	Wi-Fi 2.4G $P_{cell\ ON}$ ANT3	Wi-Fi 2.4G $P_{cell\ ON}$ ANT4	BT(P_{high}) ANT3	BT(P_{high}) ANT4				
Head	Left Touch	0.939	0.275	0.457	0.227	0.358	1.213	1.396	1.166	1.296
	Left Tilt	0.731	0.275	0.308	0.079	0.250	1.005	1.039	0.810	0.980
	Right Touch	0.863	0.275	0.308	0.115	0.107	1.138	1.171	0.979	0.970
	Right Tilt	0.244	0.275	0.308	0.117	0.049	0.519	0.552	0.361	0.293
Body-worn & Hptspot	Rear	0.940	0.254	0.401	0.263	0.273	1.195	1.341	1.203	1.213
	Front	0.566	0.254	0.401	0.234	0.109	0.821	0.967	0.800	0.675
Hotspot	Edge 1	0.570		0.401		0.086	0.570	0.971	0.570	0.656
	Edge 2	0.937		0.549		0.328	0.937	1.486	0.937	1.265
	Edge 3		0.254		0.050		0.254		0.050	
	Edge 4		0.511		0.297		0.511		0.297	

RF Exposure conditions	Test Position	Standalone SAR (W/kg)					∑ 1-g SAR (W/kg)			
		1	4	5	8	9	1+4+8	1+4+9	1+5+8	1+5+9
		WWAN (PCE) ANT4	Wi-Fi 5G $P_{cell\ ON}$ ANT5	Wi-Fi 5G $P_{cell\ ON}$ ANT6	BT(P_{Low}) ANT3	BT(P_{Low}) ANT4				
Head	Left Touch	0.939	0.052	0.353	0.052	0.089	1.042	1.080	1.344	1.381
	Left Tilt	0.731	0.052	0.353	0.015	0.062	0.797	0.845	1.099	1.146
	Right Touch	0.863	0.052	0.353	0.029	0.013	0.944	0.928	1.245	1.229
	Right Tilt	0.244	0.052	0.356	0.029	0.014	0.324	0.309	0.629	0.613
Body-worn & Hptspot	Rear	0.940	0.457	0.451	0.058	0.060	1.455	1.457	1.450	1.451
	Front	0.566	0.457	0.451	0.053	0.017	1.076	1.040	1.070	1.035
Hotspot	Edge 1	0.570		0.256		0.026	0.570	0.596	0.826	0.852
	Edge 2	0.937				0.075	0.937	1.012	0.937	1.012
	Edge 3		0.125		0.011		0.136	0.125	0.011	
	Edge 4		0.125	0.256	0.082		0.207	0.125	0.339	0.256

This report shall not be reproduced without the written approval of UL Verification Services Inc.

12.9. Sum of the SAR for WWAN(PCE) Cell-on ANT7 & Wi-Fi & BT results

RF Exposure conditions	Test Position	Standalone SAR (W/kg)					∑ 1-g SAR (W/kg)			
		1	2	3	6	7	1+2	1+3	1+6	1+7
		WWAN (PCE) ANT7	Wi-Fi 2.4G $P_{cell\ ON}$ ANT3	Wi-Fi 2.4G $P_{cell\ ON}$ ANT4	BT(P_{high}) ANT3	BT(P_{high}) ANT4				
Head	Left Touch	0.262	0.275	0.457	0.227	0.358	0.536	0.719	0.489	0.620
	Left Tilt	0.115	0.275	0.308	0.079	0.250	0.389	0.423	0.194	0.364
	Right Touch	0.264	0.275	0.308	0.115	0.107	0.539	0.572	0.380	0.371
	Right Tilt	0.087	0.275	0.308	0.117	0.049	0.362	0.395	0.204	0.136
Body-worn & Hptspot	Rear	0.910	0.254	0.401	0.263	0.273	1.165	1.312	1.173	1.183
	Front	0.350	0.254	0.401	0.234	0.109	0.605	0.751	0.584	0.459
Hotspot	Edge 1			0.401		0.086		0.401		0.086
	Edge 2	0.941		0.549		0.328	0.941	1.490	0.941	1.269
	Edge 3	0.346	0.254		0.050		0.600	0.346	0.396	0.346
	Edge 4		0.511		0.297		0.511		0.297	

RF Exposure conditions	Test Position	Standalone SAR (W/kg)					∑ 1-g SAR (W/kg)			
		1	4	5	8	9	1+4+8	1+4+9	1+5+8	1+5+9
		WWAN (PCE) ANT7	Wi-Fi 5G $P_{cell\ ON}$ ANT5	Wi-Fi 5G $P_{cell\ ON}$ ANT6	BT(P_{Low}) ANT3	BT(P_{Low}) ANT4				
Head	Left Touch	0.262	0.052	0.353	0.052	0.089	0.366	0.403	0.667	0.704
	Left Tilt	0.115	0.052	0.353	0.015	0.062	0.181	0.229	0.483	0.530
	Right Touch	0.264	0.052	0.353	0.029	0.013	0.344	0.328	0.646	0.630
	Right Tilt	0.087	0.052	0.356	0.029	0.014	0.168	0.152	0.472	0.457
Body-worn & Hptspot	Rear	0.910	0.457	0.451	0.058	0.060	1.425	1.427	1.420	1.422
	Front	0.350	0.457	0.451	0.053	0.017	0.859	0.824	0.854	0.819
Hotspot	Edge 1			0.256		0.026		0.026	0.256	0.282
	Edge 2	0.941				0.075	0.941	1.017	0.941	1.017
	Edge 3	0.346	0.125		0.011		0.481	0.470	0.357	0.346
	Edge 4		0.125	0.256	0.082		0.207	0.125	0.339	0.256

12.10. Sum of the SAR for WWAN(PCE) Cell-on ANT8 & Wi-Fi & BT results

RF Exposure conditions	Test Position	Standalone SAR (W/kg)					∑ 1-g SAR (W/kg)			
		1	2	3	6	7	1+2	1+3	1+6	1+7
		WWAN (PCE) ANT8	Wi-Fi 2.4G $P_{cell\ ON}$ ANT3	Wi-Fi 2.4G $P_{cell\ ON}$ ANT4	BT(P_{high}) ANT3	BT(P_{high}) ANT4				
Head	Left Touch	0.367	0.275	0.457	0.227	0.358	0.641	0.824	0.593	0.724
	Left Tilt	0.311	0.275	0.308	0.079	0.250	0.585	0.619	0.390	0.560
	Right Touch	0.596	0.275	0.308	0.115	0.107	0.870	0.904	0.711	0.703
	Right Tilt	0.477	0.275	0.308	0.117	0.049	0.752	0.785	0.594	0.526
Body-worn & Hptspot	Rear	0.545	0.254	0.401	0.263	0.273	0.800	0.946	0.808	0.818
	Front	0.178	0.254	0.401	0.234	0.109	0.432	0.579	0.412	0.287
Hotspot	Edge 1	0.286		0.401		0.086	0.286	0.687	0.286	0.372
	Edge 2			0.549		0.328		0.549		0.328
	Edge 3		0.254		0.050		0.254		0.050	
	Edge 4	0.792	0.511		0.297		1.303	0.792	1.089	0.792

RF Exposure conditions	Test Position	Standalone SAR (W/kg)					∑ 1-g SAR (W/kg)			
		1	4	5	8	9	1+4+8	1+4+9	1+5+8	1+5+9
		WWAN (PCE) ANT8	Wi-Fi 5G $P_{cell\ ON}$ ANT5	Wi-Fi 5G $P_{cell\ ON}$ ANT6	BT(P_{Low}) ANT3	BT(P_{Low}) ANT4				
Head	Left Touch	0.367	0.052	0.353	0.052	0.089	0.470	0.508	0.772	0.809
	Left Tilt	0.311	0.052	0.353	0.015	0.062	0.377	0.425	0.679	0.726
	Right Touch	0.596	0.052	0.353	0.029	0.013	0.676	0.660	0.978	0.962
	Right Tilt	0.477	0.052	0.356	0.029	0.014	0.557	0.542	0.862	0.846
Body-worn & Hptspot	Rear	0.545	0.457	0.451	0.058	0.060	1.060	1.062	1.055	1.056
	Front	0.178	0.457	0.451	0.053	0.017	0.687	0.652	0.682	0.646
Hotspot	Edge 1	0.286		0.256		0.026	0.286	0.312	0.542	0.568
	Edge 2					0.075		0.075		0.075
	Edge 3		0.125		0.011		0.136	0.125	0.011	
	Edge 4	0.792	0.125	0.256	0.082		0.999	0.916	1.130	1.048

This report shall not be reproduced without the written approval of UL Verification Services Inc.

12.11. Sum of the SAR for WWAN(PCE) Cell-on ANT9 & Wi-Fi & BT results

RF Exposure conditions	Test Position	Standalone SAR (W/kg)					∑ 1-g SAR (W/kg)			
		1	2	3	6	7	1+2	1+3	1+6	1+7
		WWAN (PCE) ANT9	Wi-Fi 2.4G $P_{cell\ ON}$ ANT3	Wi-Fi 2.4G $P_{cell\ ON}$ ANT4	BT(P_{high}) ANT3	BT(P_{high}) ANT4				
Head	Left Touch	0.334	0.275	0.457	0.227	0.358	0.608	0.791	0.561	0.691
	Left Tilt	0.032	0.275	0.308	0.079	0.250	0.306	0.340	0.111	0.281
	Right Touch	0.095	0.275	0.308	0.115	0.107	0.370	0.403	0.211	0.202
	Right Tilt	0.029	0.275	0.308	0.117	0.049	0.304	0.337	0.146	0.078
Body-worn & Hptspot	Rear	0.638	0.254	0.401	0.263	0.273	0.892	1.039	0.901	0.911
	Front	0.396	0.254	0.401	0.234	0.109	0.650	0.797	0.630	0.505
Hotspot	Edge 1			0.401		0.086		0.401		0.086
	Edge 2			0.549		0.328		0.549		0.328
	Edge 3	0.129	0.254		0.050		0.383	0.129	0.179	0.129
	Edge 4	0.657	0.511		0.297		1.168	0.657	0.954	0.657
RF Exposure conditions	Test Position	Standalone SAR (W/kg)					∑ 1-g SAR (W/kg)			
		1	4	5	8	9	1+4+8	1+4+9	1+5+8	1+5+9
		WWAN (PCE) ANT9	Wi-Fi 5G $P_{cell\ ON}$ ANT5	Wi-Fi 5G $P_{cell\ ON}$ ANT6	BT(P_{Low}) ANT3	BT(P_{Low}) ANT4				
Head	Left Touch	0.334	0.052	0.353	0.052	0.089	0.437	0.475	0.739	0.776
	Left Tilt	0.032	0.052	0.353	0.015	0.062	0.098	0.146	0.400	0.447
	Right Touch	0.095	0.052	0.353	0.029	0.013	0.176	0.159	0.477	0.461
	Right Tilt	0.029	0.052	0.356	0.029	0.014	0.110	0.094	0.414	0.399
Body-worn & Hptspot	Rear	0.638	0.457	0.451	0.058	0.060	1.153	1.154	1.148	1.149
	Front	0.396	0.457	0.451	0.053	0.017	0.905	0.870	0.900	0.864
Hotspot	Edge 1			0.256		0.026		0.026	0.256	0.282
	Edge 2					0.075		0.075		0.075
	Edge 3	0.129	0.125		0.011		0.265	0.254	0.140	0.129
	Edge 4	0.657	0.125	0.256	0.082		0.864	0.782	0.996	0.913

12.12. Sum of the SAR for WWAN(CBE) Cell-on ANT4 & Wi-Fi & BT results

RF Exposure conditions	Test Position	Standalone SAR (W/kg)					∑ 1-g SAR (W/kg)			
		1	2	3	6	7	1+2	1+3	1+6	1+7
		WWAN (CBE) ANT4	Wi-Fi 2.4G $P_{cell\ ON}$ ANT3	Wi-Fi 2.4G $P_{cell\ ON}$ ANT4	BT(P_{high}) ANT3	BT(P_{high}) ANT4				
Head	Left Touch	0.911	0.275	0.457	0.227	0.358	1.185	0.732	0.684	0.585
	Left Tilt	0.350	0.275	0.308	0.079	0.250	0.625	0.583	0.387	0.328
	Right Touch	0.199	0.275	0.308	0.115	0.107	0.474	0.583	0.423	0.222
	Right Tilt	0.149	0.275	0.308	0.117	0.049	0.423	0.583	0.425	0.166
Body-worn & Hptspot	Rear	0.572	0.254	0.401	0.263	0.273	0.827	0.656	0.664	0.536
	Front	0.361	0.254	0.401	0.234	0.109	0.616	0.656	0.635	0.343
Hotspot	Edge 1	0.145		0.401		0.086	0.145	0.401	0.401	0.086
	Edge 2	0.917		0.549		0.328	0.917	0.549	0.549	0.328
	Edge 3		0.254		0.050		0.254	0.254	0.050	0.050
	Edge 4		0.511		0.297		0.511	0.511	0.297	0.297
RF Exposure conditions	Test Position	Standalone SAR (W/kg)					∑ 1-g SAR (W/kg)			
		1	4	5	8	9	1+4+8	1+4+9	1+5+8	1+5+9
		WWAN (CBE) ANT4	Wi-Fi 5G $P_{cell\ ON}$ ANT5	Wi-Fi 5G $P_{cell\ ON}$ ANT6	BT(P_{Low}) ANT3	BT(P_{Low}) ANT4				
Head	Left Touch	0.911	0.052	0.353	0.052	0.089	1.015	1.052	1.316	1.353
	Left Tilt	0.350	0.052	0.353	0.015	0.062	0.417	0.464	0.719	0.766
	Right Touch	0.199	0.052	0.353	0.029	0.013	0.280	0.264	0.581	0.565
	Right Tilt	0.149	0.052	0.356	0.029	0.014	0.229	0.214	0.534	0.518
Body-worn & Hptspot	Rear	0.572	0.457	0.451	0.058	0.060	1.087	1.089	1.082	1.083
	Front	0.361	0.457	0.451	0.053	0.017	0.871	0.835	0.865	0.830
Hotspot	Edge 1	0.145		0.256		0.026	0.145	0.171	0.401	0.427
	Edge 2	0.917				0.075	0.917	0.993	0.917	0.993
	Edge 3		0.125		0.011		0.136	0.125	0.011	
	Edge 4		0.125	0.256	0.082		0.207	0.125	0.339	0.256

This report shall not be reproduced without the written approval of UL Verification Services Inc.

12.13. Sum of the SAR for WWAN(CBE) Cell-on ANT7 & Wi-Fi & BT results

RF Exposure conditions	Test Position	Standalone SAR (W/kg)					∑ 1-g SAR (W/kg)			
		1	2	3	6	7	1+2	1+3	1+6	1+7
		WWAN (CBE) ANT7	Wi-Fi 2.4G $P_{cell\ ON}$ ANT3	Wi-Fi 2.4G $P_{cell\ ON}$ ANT4	BT(P_{high}) ANT3	BT(P_{high}) ANT4				
Head	Left Touch	0.125	0.275	0.457	0.227	0.358	0.400	0.582	0.352	0.483
	Left Tilt	0.125	0.275	0.308	0.079	0.250	0.400	0.433	0.204	0.375
	Right Touch	0.219	0.275	0.308	0.115	0.107	0.494	0.527	0.335	0.326
	Right Tilt	0.076	0.275	0.308	0.117	0.049	0.350	0.384	0.193	0.125
Body-worn & Hptspot	Rear	0.880	0.254	0.401	0.263	0.273	1.135	1.282	1.143	1.153
	Front	0.507	0.254	0.401	0.234	0.109	0.761	0.908	0.740	0.615
Hotspot	Edge 1			0.401		0.086		0.401		0.086
	Edge 2	0.940		0.549		0.328	0.940	1.489	0.940	1.267
	Edge 3	0.374	0.254		0.050		0.628	0.374	0.424	0.374
	Edge 4		0.511		0.297		0.511		0.297	

RF Exposure conditions	Test Position	Standalone SAR (W/kg)					∑ 1-g SAR (W/kg)			
		1	4	5	8	9	1+4+8	1+4+9	1+5+8	1+5+9
		WWAN (CBE) ANT7	Wi-Fi 5G $P_{cell\ ON}$ ANT5	Wi-Fi 5G $P_{cell\ ON}$ ANT6	BT(P_{Low}) ANT3	BT(P_{Low}) ANT4				
Head	Left Touch	0.125	0.052	0.353	0.052	0.089	0.229	0.266	0.530	0.568
	Left Tilt	0.125	0.052	0.353	0.015	0.062	0.192	0.239	0.493	0.540
	Right Touch	0.219	0.052	0.353	0.029	0.013	0.300	0.284	0.601	0.585
	Right Tilt	0.076	0.052	0.356	0.029	0.014	0.156	0.141	0.461	0.445
Body-worn & Hptspot	Rear	0.880	0.457	0.451	0.058	0.060	1.395	1.397	1.390	1.392
	Front	0.507	0.457	0.451	0.053	0.017	1.016	0.980	1.011	0.975
Hotspot	Edge 1			0.256		0.026		0.026	0.256	0.282
	Edge 2	0.940				0.075	0.940	1.015	0.940	1.015
	Edge 3	0.374	0.125		0.011		0.510	0.499	0.385	0.374
	Edge 4		0.125	0.256	0.082		0.207	0.125	0.339	0.256

12.14. Sum of the SAR for WWAN(CBE) Cell-on ANT8 & Wi-Fi & BT results

RF Exposure conditions	Test Position	Standalone SAR (W/kg)					∑ 1-g SAR (W/kg)			
		1	2	3	6	7	1+2	1+3	1+6	1+7
		WWAN (CBE) ANT8	Wi-Fi 2.4G $P_{cell\ ON}$ ANT3	Wi-Fi 2.4G $P_{cell\ ON}$ ANT4	BT(P_{high}) ANT3	BT(P_{high}) ANT4				
Head	Left Touch	0.460	0.275	0.457	0.227	0.358	0.734	0.917	0.687	0.817
	Left Tilt	0.488	0.275	0.308	0.079	0.250	0.763	0.796	0.567	0.738
	Right Touch	0.927	0.275	0.308	0.115	0.107	1.201	1.235	1.042	1.034
	Right Tilt	0.575	0.275	0.308	0.117	0.049	0.849	0.883	0.691	0.623
Body-worn & Hptspot	Rear	0.519	0.254	0.401	0.263	0.273	0.774	0.920	0.782	0.792
	Front	0.251	0.254	0.401	0.234	0.109	0.506	0.652	0.485	0.360
Hotspot	Edge 1	0.315		0.401		0.086	0.315	0.716	0.315	0.401
	Edge 2			0.549		0.328		0.549		0.328
	Edge 3		0.254		0.050		0.254		0.050	
	Edge 4	0.934	0.511		0.297		1.446	0.934	1.231	0.934

RF Exposure conditions	Test Position	Standalone SAR (W/kg)					∑ 1-g SAR (W/kg)			
		1	4	5	8	9	1+4+8	1+4+9	1+5+8	1+5+9
		WWAN (CBE) ANT8	Wi-Fi 5G $P_{cell\ ON}$ ANT5	Wi-Fi 5G $P_{cell\ ON}$ ANT6	BT(P_{Low}) ANT3	BT(P_{Low}) ANT4				
Head	Left Touch	0.460	0.052	0.353	0.052	0.089	0.563	0.601	0.865	0.902
	Left Tilt	0.488	0.052	0.353	0.015	0.062	0.555	0.602	0.857	0.904
	Right Touch	0.927	0.052	0.353	0.029	0.013	1.007	0.991	1.309	1.293
	Right Tilt	0.575	0.052	0.356	0.029	0.014	0.655	0.640	0.959	0.944
Body-worn & Hptspot	Rear	0.519	0.457	0.451	0.058	0.060	1.034	1.036	1.029	1.030
	Front	0.251	0.457	0.451	0.053	0.017	0.761	0.725	0.755	0.720
Hotspot	Edge 1	0.315		0.256		0.026	0.315	0.341	0.571	0.597
	Edge 2					0.075		0.075		0.075
	Edge 3		0.125		0.011		0.136	0.125	0.011	
	Edge 4	0.934	0.125	0.256	0.082		1.141	1.059	1.273	1.190

This report shall not be reproduced without the written approval of UL Verification Services Inc.

12.15. Sum of the SAR for WWAN(CBE) Cell-on ANT9 & Wi-Fi & BT results

RF Exposure conditions	Test Position	Standalone SAR (W/kg)					∑ 1-g SAR (W/kg)			
		1	2	3	6	7	1+2	1+3	1+6	1+7
		WWAN (CBE) ANT9	Wi-Fi 2.4G $P_{cell\ ON}$ ANT3	Wi-Fi 2.4G $P_{cell\ ON}$ ANT4	BT(P_{high}) ANT3	BT(P_{high}) ANT4				
Head	Left Touch	0.202	0.275	0.457	0.227	0.358	0.477	0.659	0.429	0.560
	Left Tilt	0.021	0.275	0.308	0.079	0.250	0.296	0.329	0.100	0.271
	Right Touch	0.063	0.275	0.308	0.115	0.107	0.338	0.371	0.179	0.170
	Right Tilt	0.023	0.275	0.308	0.117	0.049	0.297	0.331	0.140	0.072
Body-worn & Hptspot	Rear	0.588	0.254	0.401	0.263	0.273	0.842	0.989	0.851	0.861
	Front	0.615	0.254	0.401	0.234	0.109	0.869	1.016	0.849	0.724
Hotspot	Edge 1			0.401		0.086		0.401		0.086
	Edge 2			0.549		0.328		0.549		0.328
	Edge 3	0.333	0.254		0.050		0.588	0.333	0.383	0.333
	Edge 4	0.936	0.511		0.297		1.448	0.936	1.234	0.936

RF Exposure conditions	Test Position	Standalone SAR (W/kg)					∑ 1-g SAR (W/kg)			
		1	4	5	8	9	1+4+8	1+4+9	1+5+8	1+5+9
		WWAN (CBE) ANT9	Wi-Fi 5G $P_{cell\ ON}$ ANT5	Wi-Fi 5G $P_{cell\ ON}$ ANT6	BT(P_{Low}) ANT3	BT(P_{Low}) ANT4				
Head	Left Touch	0.202	0.052	0.353	0.052	0.089	0.306	0.343	0.607	0.645
	Left Tilt	0.021	0.052	0.353	0.015	0.062	0.088	0.135	0.390	0.437
	Right Touch	0.063	0.052	0.353	0.029	0.013	0.144	0.127	0.445	0.429
	Right Tilt	0.023	0.052	0.356	0.029	0.014	0.103	0.088	0.408	0.392
Body-worn & Hptspot	Rear	0.588	0.457	0.451	0.058	0.060	1.103	1.104	1.098	1.099
	Front	0.615	0.457	0.451	0.053	0.017	1.124	1.088	1.119	1.083
Hotspot	Edge 1			0.256		0.026		0.026	0.256	0.282
	Edge 2					0.075		0.075		0.075
	Edge 3	0.333	0.125		0.011		0.469	0.458	0.344	0.333
	Edge 4	0.936	0.125	0.256	0.082		1.144	1.061	1.275	1.192

Note(s):

As the sum of the SAR for any simultaneous transmission condition never exceeded 1.6 W/kg no further evaluation was required.

This report shall not be reproduced without the written approval of UL Verification Services Inc.

Appendixes

Refer to separated files for the following appendixes.

Appendix A: SAR Setup Photos

Appendix B: SAR System Check Plots

Appendix C: SAR Highest Test Plots

Appendix D: SAR Tissue Ingredients

Appendix E: SAR Probe Certificates

Appendix F: SAR Dipole Certificates

Appendix G: LTE Down-Link Carrier Aggregation

Appendix H: Body Detect Validation

Appendix I: Wi-Fi Time-Averaged SAR(TAS)

Appendix J: MSS Time Averaged SAR

END OF REPORT

This report shall not be reproduced without the written approval of UL Verification Services Inc.